

Addis Ababa
University
(Since 1950)



ADDIS ABABA UNIVERSITY SCHOOL OF GRADUATE STUDIES
DEPARTMENT OF ARCHAEOLOGY AND HERITAGE MANAGEMENT

**Classification of Pottery Collections from the Site of Hawlti-Melazo at ARCCH and its
Regional Implications**

By: Andualem Girmaye

Addis Ababa, Ethiopia

November 2016

Classification of Pottery Collections from the Site of Hawlti-Melazo at ARCCH and its Regional Implications

By: Andualem Girmaye

Supervisor: - Alemseged Beldados (PhD)

A Thesis Submitted to the School of Graduate Studies, Addis Ababa University, in Partial Fulfillment of the Requirements for the Degree of Master of Art in Archaeology.

November 2016

Addis Ababa University

School of Graduate studies

This is to certify that the thesis presented by Andualem Girmaye entitled: *Classification of Pottery Collections from the Site of Hawelti-Melazo at Authority for Research and Conservation of Cultural Heritage and its Regional Implications* submitted in partial fulfillment for the degree of Masters of Art in Archaeology complies with the regulation of University and meets the accepted standard with respect to originality and quality.

Signed by Board of Examiners

Examiner

Signature

Examiner

Signature

Supervisor

Signature

Acknowledgment

I would like to express my deepest gratitude to my advisor Dr. Alemseged Beldados for his valuable suggestion, constructive comments and tireless guidance for the overall conception and enrichment of this thesis. I am also grateful for his encouraging words throughout this master program. I am sincerely grateful to Dr. Temesgen Burka for his effort in giving me his extra time to tutor me on basic research techniques.

My deepest thanks also go to my brother Abate Girmaye Mengesha for his moral and financial support throughout my study and editing the final draft of the thesis.

I am also deeply indebted to Andrea Manzo (Associate Professor of Nubian Archaeology) for his great support in identifying and classifying the collection as well as tutoring me about the ceramics by staying two full days with me in the ARCCH laboratory.

I would also like to thank Addis Ababa University (Archaeology and Heritage Management Department) and Authority for Research and Conservation of Cultural Heritage for sponsoring my master program and the research work. Especially I want to acknowledge the help I received from the ARCCH staffs: Mamitu Yilma, Daniel Mamo, Solomon Kebede, Behayilu Habte, Tomas Getachew, Sahleselasie Melaku, Haileyesus Desta, Yared Asefa, Dawit Tibebu, Getahun Tekle, Metasebia Endalemaw, Abebe Mengstu, Abel Asefa, Yilkal Demis, Almaz Robi, Woyinshet Tefera and others for their diversified contribution for this study.

Lastly, but not least, I would like to thank my wife Hiwot Zemenay for her unwavering commitment and support for my studies in general and for the success of this thesis in particular. I would like also to extend my heart felt gratitude to my family: father, mother, sisters and brothers as well as my friend Asnake Zemenay, for their moral, spiritual and financial support throughout my life and study.

Table of Content

Acknowledgment.....	I
Table of Content... ..	II
List of Table.....	V
List of Maps.....	V
List of Photos.....	V
List of Graphs.....	IX
List of Acronyms.....	IX
Abstract.....	X
CHAPTER ONE.....	1
1. Introduction.....	1
1.1. Physical and Setting of the Study Area.....	2
1.1.1. Natural Setting of the study area	2
1.1.1.1. Location.....	2
1.1.1.2. Geology.....	5
1.1.1.3. Soil.....	6
1.1.1.4. Climate	7
1.1.1.5. Vegetation	7
1.2. Statement of the problem	8
1.3. Objective of the Study	9
1.3.1. General objective.....	9
1.3.2. Specific objectives.....	9
1.4. Research Methodology	9
1.4.1. Data Acquisition Techniques.....	9
1.4.1.1. pre-Laboratory.....	9
1.4.1.2. Laboratory Work.....	10

1.5. Significance of the Study	12
CHAPTER TWO.....	13
2. Related Literature Review	13
2.1. Concepts of Ceramics and Pottery.....	13
2.2. Theoretical Framework on the Origin of Pottery	15
2.2.1. Pottery as a Mesolithic production: -.....	15
2.2.2. Pottery as a Neolithic utility: -.....	16
2.3. Cultural Setting of the study area.....	17
2.3.1. History of the study area.....	17
2.3.2. Arguments on the Extent of South Arabian Influence on the Northern Ethiopia.....	20
2.4. Previous Researches in the Region on Pottery	23
2.4.1. Previous works on Typology	23
2.4.2. Previous works on pottery from the Region.	24
2.4.3. Previous works on pottery from Northern Ethiopia	26
2.4.4. Pervious research done on the site (Hawelti-Melazo)	28
CHAPTER THREE.....	30
3. Classification of the Hawelti-Melazo Collection	30
3.1. General Introduction	30
3.2. Classification.....	31
3.2.1. Figurine	31
3.2.1.1. Human figurine	32
3.2.1.2. Animal figurine	38
3.2.1.2.1. Domestic animal figurines	38
3.2.1.2.2. Wild animal figurines	43
3.2.1.2.3 Unidentified animal figurines.....	47
3.2.1.2.4. Identified body parts of animals and other figurine fragments	48

3.2.1.3 Sphinx Figurine.....	49
3.2.2 Bowls.....	51
3.2.3 Cups.....	62
3.2.4 Handles.....	64
3.2.5 Incense Burners.....	65
3.2.6 Jars.....	68
3.2.7 Pots.....	69
3.2.8 Body sherds.....	70
3.2.9 Rim sherds.....	72
3.2.10 Others.....	73
3.2.10.1 Tools.....	73
3.2.10.2 Ornaments.....	74
3.2.10.3 Spouts, basins, brazier and foot washer	74
3.2.10.4 Human Debris.....	75
3.2.10.5 Imported.....	76
3.2.11 unidentified.....	77
CHAPTER FOUR..	78
4. Discussion and Conclusion	78
4.1. Discussion	78
4.2. Conclusion	84

Bibliography

Appendix: Hawelti- Melazo collection in the Historical Storeroom of Authority for Research and Conservation of Cultural Heritage (ARCCH)

List of Table

Table .3.1 General classification of the collection	30
Table 3.2 Frequency of Decoration Technique observed on bowls.....	52
Table 3.3 Frequency of Decoration Pattern of Bowls.....	52
Table 3.4 Frequency of decoration pattern of body sherds.....	71

List of Maps

Map 1.1. Map of Ethiopia showing the Tigray Regional State and Hawelti-Melazo.....	3
Map 1.2. Supposed location around the Red Sea and major travel routes by land and sea to the “Land of Punt”.....	18
Map 1.3. Significant sites with archaeological evidence of South Arabian cultural influence during the early first millennium BC in the Ethiopian and Eritrean highlands.....	22

List of Photos

Photo 1.1 Hawelti Archaeological Site.....	4
Photo 1.2. Melazo Archaeological Site.....	4
Photo.3.1 (Excavation No.JE 1434) Human figurines with contemporary Tigray women hair style.	32
Photo.3.2 (Excavation No.JE 1501) Human figurine, well burnished.....	33
Photo.3.3 (Excavation No.JE 1668) figurine symbolizing women body.....	34
Photo.3.4 (a. Excavation No.JE 1800; b. Excavation No.6198) dressed Human figurine and broken leg.....	35

Photo.3.5: a) (Excavation No.JE 1639) Human figurine only head and neck part; b) (Excavation No.JE 1566) human figurine with pedestal leg and unique head.....	36
Photo.3.6 a) (Excavation No.JE 1594) Human figurines with magnified buttock: b) (Excavation No.JE 1463) human figurine with incised buttock	37
Photo.3.7 (Excavation No.JE 1690) pedestal human figurine with broken hands	37
Photo.3.8 (Excavation No.JE 1509) Human figurine, deformed head only	38
Photo .3.9 (Excavation No.JE 1667) Cow figurine with one leg, udder, without head and three legs,.....	39
Photo.3.10 (Excavation No.JE 1882) Ox figurine with full body except legs, and two bosses indicated sex organ.....	40
Photo.3.11 a) (Excavation No.JE 1708).Ox figurine with folded crest, b) (Excavation No.JE 1705) Yoke figurine.....	41
Photo. 3.12 Cow or Ox figurines with different face structure (a. Excavation No. a. HE 1; b.6152; c.JE 1617; d. JE 1405; e. JE 1706 ; f. HE 10).....	42
Photo..3.13 (Excavation No.JE 1669) wild pig or boar figurine with one broken ear, teeth and four legs.....	43
Photo. 3.14 (Excavation No.JE 1714) Wild animals Cheetah with full body except tail.....	44
Photo. 3.15(Excavation No.JE 1522) Figurine of Leopard, only head part.....	45
Photo. 3.16(a .Excavation No.JE 1568; b.JE 1899; c. JE 1693) Tortoises and head of snake or bird.....	46
Photo.3.17 (Excavation No. a.JE 1701; b. JE 1719) Birds with full body	47
Photo. . 3.18 (Excavation No. a. JE 1757; b.JE 1750; c. JE1742; d. JE 1550; e. 1691; f. JE 1548) unidentified animal figurines	48
Photo. 3.19(Excavation No.6198) Figurines of horns or teeth.....	49

Photo.3.20 (Excavation No. 6194) Sphinx fragments.....	50
Photo 3.21(Excavation No.JE 1870) Big bowl, reconstructed for the purpose of photograph without decoration.....	53
Photo 3.22 (Excavation No.JE 1861) Bowls with foot without decoration	54
Photo 3.23(Excavation No. a. JE 1863; b.JE 1865; c.JE 1866; d. JE1862) Bowls without foot and decoration.....	55
Photo 3.24 a) (Excavation No. 6199) Rim of bowl exterior body grooved decoration; b) (Excavation No. 6165) body of bowl exterior body grooved vertical lines which is very rough) (Excavation No. 6173) rim of bowl with grooved cross lines on the top of the rim.....	56
Photo 3.25 bowls with various forms of applied decoration, (a) (Excavation No.JE 1424) bear applied close to straight line, (b) (Excavation No. 6165) wavy (c) (Excavation No.6165) from inner lip to the exterior, (d) (Excavation No.6165) visible on the exterior, (e) (Excavation No.6160) applique and impressed dot. (f) (Excavation No.6160) Bird like structure, (g) (Excavation No.JE 6160) bird like structure separated from rim of bowl, (h) (Excavation No.6160) applique with impressed dots.....	57
Photo 3.26 bowl sherds with, (a) (Excavation No. HF 21) interior zigzag incised lines, (b) (Excavation No. HF 16) interior zigzag incised lines, (c) (Excavation No.6160) incised dot lines on top of rim, (d) (Excavation No.6181) interior impressed dot line near the rim, (e) (Excavation No.6177) dentilated rim edge.....	58
Photo 3.27 (a) (Excavation No. HE 41) painted bowl upper part ;(b) (Excavation No. HE 42) painted foot ring of bowl.....	59
Photo 3.28(Excavation No.6181) bowl sherds with cross motifs.....	60
Photo 3.29(Excavation No.1521) Foot ring bowl from different	61
Photo 3.30 (Excavation No.a. JE 1435; b.6165) bowl pedestals	62
Photo 3.31 cups with flat base and straight wall (Excavation No.a.JE 1452; b.JE 1477)	63

Photo 3.32(Excavation No.JE 1653) exterior bottom red and exterior top and interior red cup...	63
Photo 3.33. (Excavation No.a. JE1855; b.1857) footed cups or goblet.....	64
Photo 3.34 both coil and crude knob handles (Excavation No. a. 6198; b.6181; c.6181; d.6183; e.6183; f. HF 5; g.6198; h.6161; i.6165; j.6165).....	65
Photo 3.35(Excavation No.6198) miniature incense burners	66
Photo 3.36 (Excavation No. HF 8) painted incense burner	66
Photo3.37 (Excavation No.JE 1377) stone incense burner from front and back view.....	67
Photo 3.38(Excavation No. a.6165; b.6165; c.6165; d.6199) Incense burner covers.....	67
Photo 3.39 Jars modeled in human head (Excavation No.a.JE 1436; b.JE 1406; c.JE 1880; d. JE 1504; e. 6168).....	68
Photo 3.40 types of jar neck and body (Excavation No.a.MA4; b.JE 6177; c. JE 1872; d.JE 1376A).....	69
Photo 3.41 pots (Excavation No.a.JE 1376C; b.JE207D).....	70
Photo3.42 body of potsherds with various decoration pattern indicated by Table 3.4(Excavation No.a. 6183; b.6183;c.6198; d.HF44;e.HF13;f.6165; g.6183; h.6161; i.6181;j.HF7; k.6168; l.6161;m.6183;n.6183; o.6196;p.6161;q.6183;r.JE1685;s.6165;t.6165;u.6165;v.JE1428;w.6165;x.6165).....	72
Photo 3. 43 a) (Excavation No.JE 1374) needle b) (Excavation No.JE 1831) sickle.....	73
Photo 3.44 spherical shape stone tools (Excavation No.a.MA16; b.MA18; c.MA18).....	73
Photo3.45 Bronze ornaments (Excavation No.a.JE 1514; b.JE1372; c.JE1382; d.JE1383; e.JE1379; f.JE1371; g.JE1386).....	74
Photo 3.46 (a, b, c) (Excavation No..6165;b.6198;c.6177) are spouts; (d ,e, f) (Excavation No.d.6171;e.6238;f.6177) are handle , rim and waist of basin; (g) (Excavation No.6199) is	

fragment of strainer; (h) (Excavation No.MA6) is fragment of brazier ; (i) (Excavation No.6177)
is fragment of foot washer.....75

Photo 3.47 imported a) (Excavation No.6181) handle; b (Excavation No.6183)) rim of Amphora;
c) (Excavation No.6173) base; d& e) (Excavation No.6173) body.....76

Photo 3.48 some of the unidentified objects (Excavation No.a.6198; b.6198; c.6198; d.6200;
e.6198).....77

List of Graphs

Graph 3.1 Collection classifications in percentage31

Graph 3.2 Distribution of bowls based on their body parts.....51

List of Acronyms

ARCCH: Authority for Research and Conservation of Cultural Heritage.

BIEA: British Institute in East Africa.

Abstract

The main purpose of this study is to classify and analyze the pottery collections from the Hawlti-Melazo site housed in the Authority for Research and Conservation of Cultural Heritage store room and compare it with other previous findings in the region. The classification of the Hawelti-Melazo collection carried out in the ARCCH laboratory resulted in the division of the collection into nine categories based on their major attributes such as type, form, shape and function. These major divisions include figurine, bowl, handle, jar, pot, body sherd, rim sherd, cup, incense burner and others.

The study has revealed that the site could have been settled during both pre-Aksumite and Aksumite times. The study also indicated that the site might have been either a sanctuary or a settlement where both the ruling elite and the common people might have lived together. Based on the comparisons made with previous studies, the ceramic technology has direct and indirect parallels with Aksum, Yeha, Adulis, Nubia, the Mediterranean world and the Byzantine Vessels.

CHAPTER ONE

1. Introduction

Although northern part of Ethiopia and Eritrea had been visited by different European travelers and missionaries for a long period of time, major and systematic archaeological studies started in the region at the beginning of the 20th century. The first systematic documentation and study was the one done at Aksum by the Deutsche Aksum-Expedition led by Enno Littman in 1906 (Munro-Hay, 1991; Phillipson, 2003). From this time onwards more organized and systematic as well as diversified archaeological researches have been conducted in the region.

Such subsequent researches in the region encouraged the then government of Ethiopia with the co-operation of French government to establish recognized institution known as an Institute of Archaeology in 1952. This institute of Archaeology focus on the collection, preservation and study of archaeological findings mainly centered in Aksum, Yeha, Hawelti-Melazo, Matera and Aulis (Phillipson, 1997; 1998).

Hawelti-Melazo is among the important archaeological sites which is located around 10 kilometers away to the south of Aksum city and lies amid vast fertile plains. This site was identified by French archaeologists and the first excavation to the site was conducted in 1958-1959 which was directed by Henri de Contenson on behalf of the Ethiopian Institute of Archaeology. This archaeological work uncovered throne of carved limestone, small statue of a seated figure, potsherds and other archeological materials. (de Contenson 1981; Fattovich, 2010; Phillipson 1998). Among such uncovered archaeological findings, the throne of carved limestone and small statue of a seated figure and other ceramics are displayed in the permanent exhibition of the National Museum. The rest of the findings including the potsherds, figurines, ornaments and other objects made of diversified materials including clay both published by Henri de Contenson in 1963 and unpublished are kept in the store room of the Authority for Research and Conservation of Cultural Heritage. Therefore, the focus of this study is classifying and analyzing Hawelti-Melazo collections in ARCCCH store room which are not yet studied and published.

1.1. Physical Setting of the Study Area

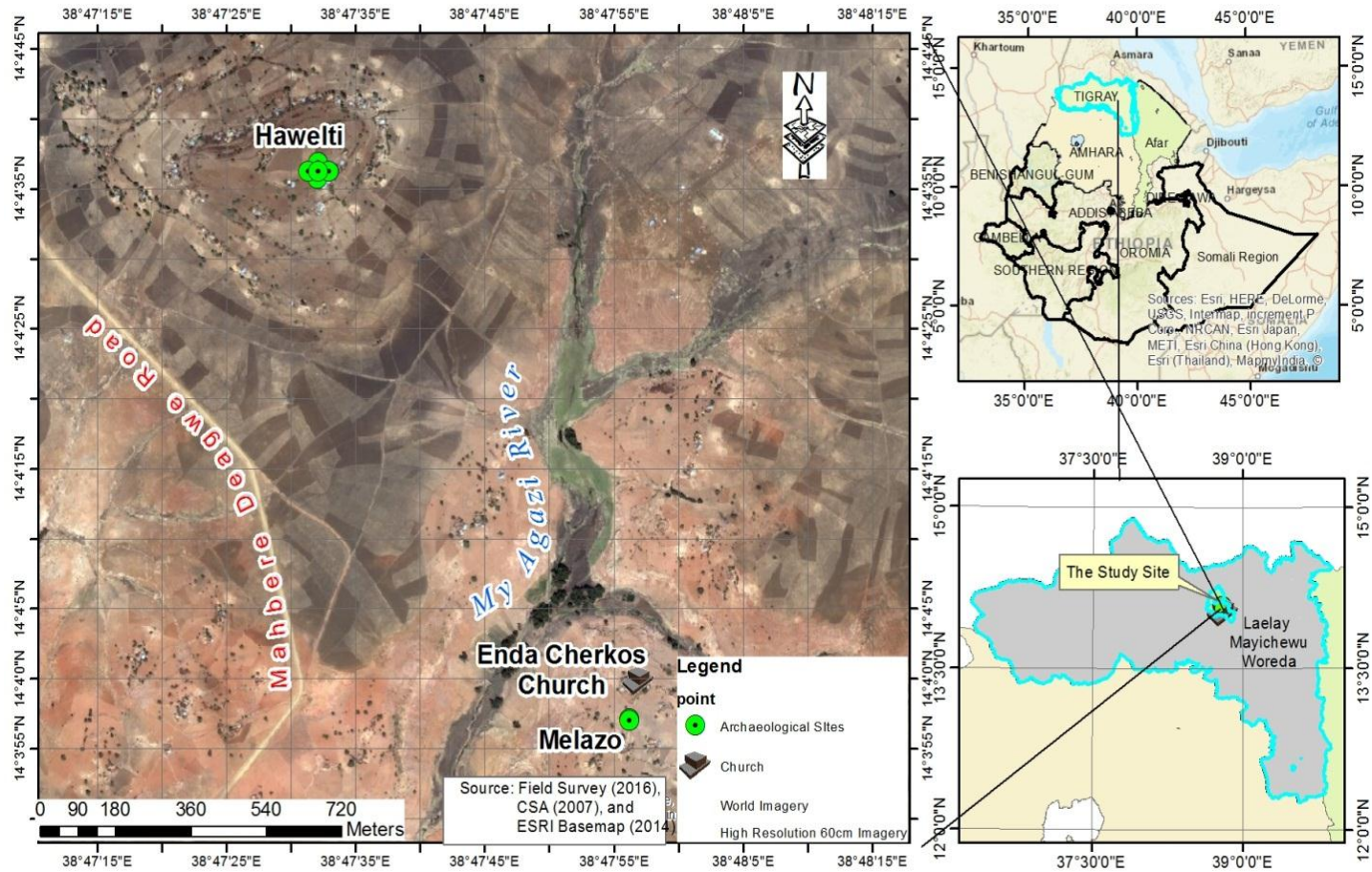
1.1.1. Natural Setting of the study area

Tigray is one of the nine regional states of Ethiopia. It is located in the northern part of the country covering a total area of 53,000 square kilometers. Geographically, it lies between latitudes 12°15'N and 14°57'N, and 36°27'E and 39° 59'E longitudes, and shared common boundary with Afar in the east, Amhara in the south within the country, and internationally it shares common boundary with Sudan in the west and Eritrea in the north. Mekele is its capital city. It has six administrative zones thirty four rural districts (werdas). (Tagel, 2013).

1.1.1.1. Location

The study area Hawelti is located in Tigray National Regional State, Central zone, Hatsebo Woreda, around 10kms south of Aksum town at about 230 km northwest of the regional capital city Mekelle and 1008kms from the national capital city of Addis Ababa. Based on the current administrative structure the area is grouped under Hawelti Tabia. (Nigusse.2015). Geographically; the study area lies between an elevation of 2000m and 2200m above sea level and bounded between geographic coordinates of 14° 3'55'' N and 14° 4'45'' N latitudes 38° 47'15'' E and 38° 48'5'' E longitudes.

Melazo site is also found in the same region, zone, woreda and geographic location about 1.5km southeast of Hawelti, on the same side of Aksum-Mahabere Deagwe Road (Chiari, 2009).



Map1 .1 Map of Ethiopia showing the Tigray Regional State and Hawelti-Melazo.



Photo 1.1 Hawelti Archaeological Site (Photo by Andualem Girmaye. 2016).



Photo 1.2. Melazo Archaeological Site (Photo by Andualem Girmaye. 2016).

1.1.1.2. Geology

The oldest rocks in Ethiopia belong to Precambrian strata which are predominantly composed of metamorphic, sedimentary, and volcanic rocks that are often found exposed in the northern, southwestern and eastern part of the country. The geology of Tigray is the result of volcanic activity and its topography is dominated by a broken plateau that forms a rolling upland ranging from about 1000 to more than 3500m in altitude (Bard 2000, Agazi 2001).

According to Tekalign (1997) the presence of sedimentary rocks of Paleozoic age in Ethiopia has been debatable until it has been proved by Sexena and Assefa (1993). The Mesozoic sedimentary rock in Aksum area comprises conglomerate, sandstone, siltstone, siliceous mudstone and laterite (ibid).

The tertiary geology of Aksum area is represented by the stratified basaltic rocks, the Adwa Trachyte and phonolite, whereas the Quaternary sediments are represented in the area by eluvial and alluvial sediments. The eluvial sediments occur extensively in the Shiraro lowland is characterized by the thick black cotton soil which cracks during the sunny seasons indicating dominantly the presence of montmorillonitic clay soil. The alluvial sediment on the other hand dominantly present along Merb and Tekeze river banks mainly comprises a mixture of grains ranging from coarse cobble to fine sand sediments (ibid).

Generally the low metamorphic grade of Precambrian basement rocks and structural features of Aksum area made it favorable geological environment from economic geological point of view. The area becomes the source of precious metals, industrial minerals and other construction materials. Kaolin is a kind of clay soil specially found in Adi wala, Adi Nebrid, Tsada Adi and Heret villages. Sand soil is also commonly found along the Merb river, low lands near Rama, Abak and Chila villages which is in a very good quality for construction purposes (ibid).

1.1.1.3. Soil

The type of soil in Ethiopia is very complex because of the complex nature of its topography (Friis et.al, 2011). According to the geographical position and the parental rocks of soil, the soils of Ethiopia are classified by Last (2009) into six categories. The first category is the plateau soil regions which cover the highland of Ethiopia where the soils are derived from basaltic and other volcanic rocks. The second type is the crystalline highland soils derived from metamorphosed, crystalline rocks of the Basement complex which are acidic and have gray-brown or brown color. They are not fertile. The desert soil is the third type which is mainly found in the desert areas like Afar and Somali regions. They are the result of recent lava or deposition from lakes and rivers. Soils from Afar region are to some extent saline, but soils from Somali and other southern deserts are more fertile than the Afar soil because their origin is sedimentary rock and the fourth one is Ogaden dry steppe soil derived from sedimentary lime stone rocks has gray, brown and colors . The fifth is the Rift Lake soils originated from both recent volcanic and sedimentary rocks and become fertile during the rainy season when enough water is available. And the last type of soil is alluvial plain soils originated from materials including top soils transported from the highlands and the drainage areas of a river that contributed for their fertility (Friis et.al, 2011).

According to the aforementioned Last division of Ethiopia soil, the Tigray region soil mainly fall under the first and second category, but since the region is characterized by diversified topographic features and at the same time share common boundary with regions and countries with diversified topography, all categories of soil are also found in the region in a limited amount. Most widely distributed soils in the region are vertisols, cambisols, luvisols, lauvisol, fluvisols, lithosols and rigosols. Particularly Aksum and its surrounding areas such as Addi Gatia and Addi Maekenu in Addi Tsehaffi provide good quality of clay soils for pottery production (Tekle 1997).

1.1.1.4. Climate

The Tigray regional state is characterized by arid and semi-arid climatic conditions. The semi-arid climatic condition dominated the highland areas whereas the arid dominate the low land region. Three distinct seasons are recognized in Tigray. The first is the main rainy seasons which lasts from June to September locally called Kiremti, the second is the dry winter season from October to February, and the third is pre-monsoon from March to May (Tagel, 2013). The annual temperatures for the plateau area range between 15 and 25±C and the mean annual rainfall ranges from 700 to 1200mm, mostly in the summer months (June-August) (Ethiopian Mapping Agency 1988). At Aksum the average annual temperature is 20⁰ C and average rainfall is 700mm. The annual rainfalls from June to September is around 1400mm (Kurschner&Neef, 2012; Tekle 1997) because of its proximity to Aksum Hawleti-Melazo is experiencing similar climatic conditions.

1.1.1.5. Vegetation

The distribution of vegetation in Tigray region is also determined by its altitudinal variation and traditionally is classified into three zones such as *Kolla* hot lowlands below 1400-1800m, *Woyinadega* temperate highland between 1800m to 2600m and *Dega* mountain areas, 2600-3800m. The vegetation pattern of the region is dominantly arable land and mountain grassland with only small remnants of forests on isolated mountains and churches. (Kurschner&Neef 2012).

Tekle (1997) stated that Aksum area is one of the poorest interims of vegetation cover and he further explained the distribution of plants between the lowland and the highland areas. Thorn and sparse deciduous trees such as acacia and incense, and during the rainy season's long savanna grass dominate the lowland. Tall and large trees are found around the river valleys, eucalyptus trees also occur in the highland areas around the urban centers. Michels (2005) from his survey observed that the area is grassland with scattered thorny brush and small trees, found especially on uncultivated hill slopes near streams and on the edges of cultivated fields. He also argues the presence of extensive woods and forests in the past in the area by mentioning the idea of Butzer (1981) that because of the subsequent degradation of the environment those woods and forests had been destroyed. Kürschner, H and Neef (2012) also supported the idea of

Michels(2005) just by mentioning the presence of forests in the church compounds which may indicate that those forests were previously much more widespread on the highlands of Tigray. However, this assumption to some extent have been confronted by Fattovich (2000), although the study area is very small and limited ,by which on the basis of pollen-analytical studies made on the Beta Giyorgis Hill in Aksum indicated that the general vegetation pattern on Beta Giyorgis in Aksumite times was similar to the pattern of today , that is a predominance of shrubs and grasses with only a few isolated trees near structures, in gorges along seasonal streams and rocky slopes.

1.2. Statement of the problem

Classification is the process of ordering or arranging objects into groups on the basis of shared characteristics. It serves different purposes, one is to organize vast arrays of collections into manageable units, second to summarize the characteristics of many individual objects by listing only their shared attributes and so on (Ashmore& Sharer , 2000). The pottery fragments from Hawlti–Melazo are stored in boxes in the store room of the National Museum of Ethiopia. These collections are stored in the Museum for over fifty years. Despite the long period of preservation, there is no detailed publication on the pottery collections from the site of Hawlti-Melazo. Systematic inventory and classification on these collections are absent. The site of Hawlti has provided one of the most extensive pottery collections in the Horn of Africa and studying these will enable us for comparative studies across sites. Studying the collections of Hawlti-Melazo in comparison with other important sites like as Agordat, Aksum, and Adulis will give us a clue on the technology of the time under consideration. In addition, understanding the collections based on pottery decoration techniques, decoration patterns and fabrics is also essential for regional comparison and see into the wider implications of the technology. It is, thus, due to the aforementioned reasons that this study on classification of the Hawlti-Melazo collections is done.

1.3. Objective of the Study

1.3.1. General objective

The general objective of this study is to classify and analyze the pottery collections of the site of Hawlti-Melazo housed in the store room of the Authority for Research and Conservation of Cultural Heritage and compare it with other previous findings in the region.

1.3.2. Specific objectives

- Study the origin, style, and method of pottery production in the area;
- Investigate the fabrics and temper materials of the collection;
- Describe the decoration patterns and techniques of the potsherds;
- Compare the findings of this study with other similar studies in the area;
- And contribute in the organization of the collection of the ARCCH by creating a modern (computer based) data base of this specific pottery collection.

1.4. Research Methodology

The methods and materials of this research are chosen based on the objective of the study. In order to achieve the objective, various data acquisition and data analysis techniques were employed.

1.4.1. Data Acquisition Techniques

Both primary and secondary data were collected for this study through two phases: pre-laboratory and laboratory phases.

1.4.1.1. pre-Laboratory

The pre-laboratory phase mainly consists of a literature review and collecting information from different sources such as articles, books, MA and PhD Dissertations and internet source.

1.4.1.2. **Laboratory Work**

The laboratory work was done in the laboratory of the Authority for Research and Conservation of Cultural Heritage room number 226. First, nine boxes of the Hawelti-Melazo collections, which were excavated by Henri de Contenson in 1959 and stored in the ARCCCH store room, were brought to the laboratory. Then with the help of my supervisor I started the work by classifying all the articles stored in each boxes and bags.

The objects stored in the boxes include figurines, potsherds, ornaments and tools. Most of the small ceramics, particularly those which were not identified and well classified during the excavation, are packed within one plastic bag. Each bag has information written in French such as site name, trench number and object number given during the excavation. However, there are also plastic bags with partial or without any information. To avoid confusion during the laboratory work, each and every fragment in each bag is given their own identification number. For example, if the bag has one identification number but contains more than one object, then I put the original number followed by a slash and consecutive numbers starting from one.

I prepared a table for each bag which has the original identification numbers with eleven components and the heading of each table holds the information on the bag as well as any written information from the original excavator. The eleven identification components are numbers which represent: the inventory number (the original number followed by slash and consecutive numbers),size (height, width and diameter) in centimeter, weight in gram, thickness in millimeter, material including color, decoration technique, decoration pattern ,description, photo number, and remark. These basic classification layouts are in accordance with Phillipson (Phillipson, 2000), Wilding (Munro-Hay, 1989) and Alemseged (2010).

In line with previous classification techniques adopted by Ashmore and Sharer (2000), both hand sorting and microscopic inspection were employed. Mainly, stylistic (color and decoration), form (the three dimensional shape i.e. length, width and thickness) and technological (the raw material used to manufacture and the way the pottery was manufactured) attributes were widely applied.

Based on this method, I classified the general collection into ceramics and others. The ceramics were then divided into figurines and potteries. The figurines were further divided into human and animal figurines. The potteries are also classified on the basis of their body parts.

In order to identify each fragment, I wrote the inventory number on each using permanent marker, then I measure their height, width using a standard 50cm ruler and the diameter of the rim of each pottery were measured by reconstructing the original size on a square chart. A Square chart is also used to reconstruct the original diameter of the cups and bowls and to determine the service of the pottery fragments such as serving pots, cooking pots, storing pots etc... Potsherds with irregular shapes at their neck and with divergent lips were not measured because such potsherds cannot be measured using a square chart (Prehistoric Ceramics Research Group, 2010)

On the other hand, the color of the ceramics was identified by the help of a Munsell soil color chart through which the raw material was identified by the necked eye and with the help of small Magnifying glass (X 10 magnifying glass).

With close advise from Andrea Manzo (Associate Prof.), who has made an extensive study in Northern Ethiopia and the Horn, I divided the pottery in to three major periods (Pre–Aksumite, Proto-Aksumite and Aksumite) and two origins (indigenous and imported) by comparing the Hawelti-Melazo collection with similar studies conducted in the region. This study, therefore, employed the same typological classification system based on body parts and decoration patterns of the potsherds. The primary data was gathered through measuring the width, length, thickness and weight of the potsherds as well as through observation of the colors, raw materials, and the decoration patterns of the potsherds. Then, both descriptive and statistical data analysis technique has been used to analyze the quantitative and the qualitative data.

Some of the materials and the equipment employed for gathering the primary data include photographs, weighing machine, caliper, ruler, soil chart, and square chart and x10 magnifying glass. Photographs were taken by using Nikon D50 Digital Camera; with blue black velvet close as a background and a 6cm scale. The pictures are important for comparison with similar potsherds from other sites.

1.5. Significance of the Study

Although archaeological excavation was conducted at Hawlti-Melazo and the potsherds have been stored in the ARCCCH store room, the collection is not yet systematically classified. Therefore, the primary significance of this study is arranging or ordering the potsherds into manageable unit for further research and display. The other significance of the study is for understanding the technology of the collections based on a study of decoration techniques, decoration patterns, fabric analysis and analysis of temper materials. Lastly, this study documents the Hawlti-Melazo collection intensively and see it interims of the attributes from other sites in the region interims of time and space.

CHAPTER TWO

2. Related Literature Review

2.1. Concepts of Ceramics and Pottery

Ceramics is a general term which has been defined as the art of making permanent objects such as pottery, figurine, bricks, tiles and others which are useful for holding and cooking materials whether liquids or solids, decoration, rituals, etc. Among these ceramic types potteries have been produced for containing liquid or solid materials, and using them for transporting and cooking purposes. The shape and decoration of the potteries are diversified on the basis of the service they are intended to be. Some of the type potteries include bowl, cup, beaker, vase, jar, pot, base etc. (Buys & Oakley, 1993; Ashmore& Sharer, 2000).

The reasons for the importance of pottery in archaeology are several. The raw materials for making pottery (clay, water, and fuel) are widely distributed over the surface of the earth. Clay has the property that while it is wet it is plastic and can be deformed into a desired shape; but as it dries it becomes permanent and cannot be made plastic again by the addition of water. There are the basic properties that have made clay useful to man. In sedentary societies; pottery making is widespread, all great civilizations having produced considerable quantities of pottery (Ashmore & Sharer, 2003).

The introduction of pottery in the life of human being has changed many things. Some of these advantages of pottery as a container may include (1) because of its fragile nature its introduction discouraged mobility and facilitated sedentary life, (2) because of the diversified use of pottery both for the preparation and storage, it increased the consumption of the varieties of plants by the humans and increased nutrition delivery to the children that in turn shortened the time of weaning (Rice, 1991).

The raw material which is commonly used for the production of pottery is almost uniform throughout the world by which clay soil have been used dominantly. Mica and sand particles are also deliberately added to the clay in order to give strength to the pottery and reduce breakage when it is baked (Ashmore& Sharer, 2003).

Clay is the product of thousands of years of intensive geological weathering of the igneous and metamorphic rocks. Kaolinite is the most important of the clay mineral which is derived from granite because of the action of heat exerted on the hard igneous rock and decompose the granite. Montmorillonite is also the second type of clay mineral which is derived from basaltic rock and the third one which is derived from the breakdown of mica is Illite (Buys & Oakley, 1993).

Clays are also divided into two categories based on their origin. The first one is primary or residual clay which is found at the site of its formation. This kind of clay most of the time found mixed with small fragments of unwanted rock producing a coarse texture and resulted for limited plasticity. Secondary or sedimentary clay is the second category which is carried from its original place by water, wind and ice and deposited in the lower reaches of rivers, lake beds or the sea. This kind of clay, because of its finest particle size, is much more plastic than the residual or primary clay (Shepard, 1985).

The manufacture of pottery involves a series of procedures followed by the potter. The technology includes the collection and preparation of raw materials (involves mining and transporting the clay, sieving and kneading it, and removing all the impurities), the shaping and forming (placing the treated clay on potter's wheel, shaping it), finishing the surface (evening and smoothing, polishing, slipping, decorating, firing) (Ashmore & Sharer, 2003).

Decoration is another important feature of pottery which would help the archaeologist to make comparison and know the date and technique of manufacturing of the pottery. For Braun (1989), decoration is "non-essential" manufactured characteristics of the pottery that means pot could serve for what is needed to serve without embellishment, just decoration is an addition that demands additional time and effort by the potter for their creation, this extra time and effort consumption nature of decoration become one factor for their variations. Shepard (1985) states that decoration is determined by the purpose of the vessel, i.e., it is not necessary to decorate all vessels since decoration needed extra time, effort as well as art knowledge, therefore, the potteries are very selective in decorating vessels. Most of the time potters have been decorating vessels for the market, higher classes and ritual vessels.

Braun (1989) argue that decoration of pottery could be determined by three conditions such as the mechanical conditions of the pot which refers to the physical suitability of the pottery as

decoration media, plastic medium of pottery is more suitable for decoration. The second determinant factor is the cultural which affect the creation and perpetuation of the decorative practices from generation to generation. Finally social and symbolic conditions could determine the decorative effect give to pottery.

Shepard (1995) identified types of decoration techniques and patterns commonly used by pre-wheel potters. Some of the techniques include stamping, modeling, molding, applique and incision.

2.2. Theoretical Framework on the Origin of Pottery

This research is based on theoretical frameworks which explain pottery based on function and decoration pattern. Some of the dominant theories are

2.2.1. Pottery as a Mesolithic production: -

The word Mesolithic was derived from two Greek words “mesos,” “middle” and “lithos,” “stone” and represents the periods of the Stone Age between Paleolithic and Neolithic periods. It began at the end of the Pleistocene epoch and ended with the introduction of agriculture. The date is varied by geographic region. In some areas it was very short because immediately at the end of Pleistocene agriculture was underway, and in other areas agriculture was late phenomena. Generally the Mesolithic is the transitional period between upper Paleolithic and Neolithic periods and in most areas it began around 8000BC. As a transition period it laid a foundation for the beginning of the Neolithic period. In African context, however, the term Mesolithic is widely used for the period immediately before the beginning of the agricultural revolution or what is commonly known as the ‘Broad Spectrum Revolution’. In terms of geologic time scale, it is defined between the terminal Pleistocene and the early Holocene (Haaland, 1992).

Some archaeologists argue that pottery production pre-dates the agriculture revolution .i.e., it belongs to the Mesolithic period. Researcher like Haaland (1995), on the topic entitled Sedentism Cultivation, and plant Domestication in the Holocene Middle Nile Region, argued that the technology of pottery production was independently invented in Africa during the Mesolithic period. She mentioned Arkel (1949); Roset (1987);Khabir(1987) and Barich (1987) that pottery production in Sudan, Libya part of Sahara and Niger took place between 9500 to 8600 b.p. and

pottery types uncovered from these regions have similar decoration and vessel shape and all are from Mesolithic period. Haaland strongly advocate Nile Valley as the place of origin of pottery production in Africa because aquatic resource exploitation started before any region which took place between 25,000-40,000 years.

Haaland (1995) further backed her argument by comparing the African and Near East pottery traditions. According to the material recovered in Africa pottery was used 2000 years before the beginning of agriculture, they used pots to exploit aquatic and plant resources and for boiling of food like porridge, but in the Near East pottery introduced 2000 years after the introduction of agriculture, i.e., in the Near East bread was common food tradition, therefore they were not forced to use pottery.

Sadig (2010), in his article entitled the Neolithic of the Middle Nile Region, also associated the origin of pottery to the Mesolithic period in the Nile Valley. He particularly focused on the association of pottery production with permanent and semi-permanent settlement rather than to associate it with agriculture or food production. According to his argument pottery doesn't survive frequent mobility and bad handling, therefore pottery production required settled life than food production, because in the case of Nile Valley ,the site of Khartoum, produced pottery in a considerable amount without any indication of both animal and plant domestication. He further strengthened his argument by quoting Shaw and Jameson (1949) that in some coastal Mediterranean areas pottery and animal domestication predates cereal agriculture, in other areas including the Nile Valley, hunters and gathers seems to adopt sedentary and semi-sedentary settlements and the use of pottery before the beginning of farming.

2.2.2. Pottery as a Neolithic utility: -

The term “Neolithic” as stated by Sadig (2010) first used by Sir John Lubbock to mean “New Stone Age”. It is used to describe the final phase of Stone Age, next to the Mesolithic Age which is characterized by the use of pottery, ground and polished stone tools, the presence of domestication of plants and animals as well as the establishment of permanent settlement (<https://en.wikipedia.org/wiki/Mesolithic>) June 20, 2016, 2:00AM

Rice (1991) on the article entitled “On the Origins of Pottery” has discussed four theories on the origin of pottery. Among these the ‘Culinary Theory’ prominent advocators like Child (1936)

treated pottery as the invention of the Neolithic Revolution. For this theory potteries were kitchen based and directly related to the process of food production. This theory is influenced by the western based reconstruction of the origin of civilization by which temperate areas such as highland and/or arid riverine are assumed as the origin of complex society which is the direct result of food production and sedentary settlement. For them pottery facilitated the process of the formation of such complex society first for storing and cooking grains of the Neolithic revolution and second because of their fragility nature promote the sedentary life style.

Fagan and Bahn (2000) also placed the origin of pottery in the Neolithic Age. For them it is difficult to think pottery production during the Paleolithic hunter-gathers when frequent mobility was common and food production was absent. Hunter and gathers used skins, wood containers, baskets, gourds and other objects which were comfortable for the mobile society , but when permanent settlement and food production become real , farmers were forced to use another technology of storage and cooking, for such purposes they started to produce such materials from clay which opened the way for a new technology pottery. They used potteries for multiple purposes from transporting and storing to cooking.

2.3. Cultural Setting of the study area

2.3.1. History of the study area

Northern Ethiopia including Eritrea is historically and archaeologically rich regions in the Horn of Africa. The discoveries of lithic, ceramics and buildings indicate that there were settlements in the region for a long period of time (Schmidt, 2008). Inscriptions are also found and are very important primary source in order to reconstruct the history of the region. The first inscription which was written by Egyptians between 2900-2500BC mentioned the name “Land of Punt” which may refer the Horn of Africa south of Egypt. According to this inscription, the Egyptians were looking for trade goods like frankincense, myrrh, gold and animal products, they especially focused on valuable aromatic resin (myrrh) which was used for their religious ceremonies. Around 1700B C trade network had been established by Egyptians that stretched from Egypt and Nubia through Eritrea and across the Red Sea to Southern Arabia which fostered the development of chiefdoms in those regions (Fattovich, 2000; Michles, 2005; Phillipson, 1998).



Map 1.2. Supposed location around the Red Sea and major travel routes by land and sea to the “Land of Punt (<http://www.ancient.eu/punt/>), April 11, 2016, 7:18 PM

However, later on the South Arabians gained control over the Red Sea when the Egyptians lost their economic and political power in the region. Their domination of the Red Sea trade began around 800BC and continued up to 400BC. Political and religious leaders, administrators who controlled every aspect of trade operations, craft specialists who managed the construction of monumental, residential and religious buildings, artisans who were responsible for sculptural art and metal work, and perhaps small number of farmers with their family members migrated from their homeland South Arabia and settled on the Red Sea coast along the trade routes and become intermediary between the indigenous society and the trade states of Southern Arabia (Michels, 2005).

Gradually, those immigrants and indigenous élites established small towns and urban centers that facilitate economic and cultural interactions with indigenous society. This interaction became more intensified and led for the introduction of South Arabia culture in the region. Inscriptions recorded the name the polity D'MT and four kings as well as a division of the people into red and black specifically in central Tigray where towns, villages, hamlets and ceremonial centres flourished. This has been more confirmed by the presence of monumental architecture in South

Arabian styles, sculptures, administrative devices, and inscriptions in Sabean like languages, associated with ceramic assemblages (Contenson, 1981; Fattovich, 2010, Michels, 2005).

The indigenous role for the pre-Aksumite culture has been manifested in the archaeological record in the form of pottery and stone tools. Their pottery is similar in form and style with pottery of the Sudanese Nile Valley, the Ona, and the Tihama of the Red Sea coastal Plains (Fattovich 1990; Michles 2005). This may indicate the indigenous settlers had contact with peoples of the aforementioned areas in addition to that of South Arabia.

According to Munro-Hay (1993) mentioned by Michles (2005), the Daamat state increased in size and number between Yeha and Aksum. Because of the presence of the temple complex and settlement area at Yeha may indicate that it was the largest of all other centers and the capital of the state. However, although there is strong evidence about Yeha, it is also believed that there could be other small towns, village and hamlets along the inland trade routes around Yeha.

On the basis of paleographic and stylistic studies, the monuments in northern Ethiopia are like those of the Marib capital of Saba in South Arabian which were probably built between 5th and 4th centuries B.C. The temple of Yeha is the only remaining architectural monument of such type which was later converted into a Christian church. There are also badly ruined rectangular megalithic pillars in Yeha with the same age of the temple. Such kinds of pillar also exist at the top of the hill of Hawleti ten kilometers south of Aksum although they are misplaced and without apparent order which may be the result of latter disturbances of the site by local population. Six pillars are present at Kaskase on the road from Yeha to Adulis. The purpose of the pillars was perhaps just to adorn the sanctuaries (de Contenson, 1981).

There are also sculptures like frieze of ibexes and the fluted and denticulated plaques which may be used as wall coverings in Yeha, Melazo and Hawleti, Gobochema. Enda Chirqos, especially Melazo area is rich in sculptures dating back to the South Arabian period. These are sites of sanctuaries of the older gods of South Arabia worshiped in pre-Aksumite Ethiopia like Ilmuqah (Munro-Hay, 1991).

The Daamat state started to decline around the 4th century B.C and the South Arabian influence in the region become less, because of its own internal problem in Arabia. Externally the Red Sea maritime trade was controlled by Egypt around 332 BC, and later on another strong state

Meroe controlled the trade route that reached to the Red Sea coast and around 300 BC, which become dominant political power in Nubia. Due to these the economic base of Daamat state become weak and finally the state itself fragmented into smaller chiefdoms, Yeha also lost its prestige as a capital center and its political power was re-distributed to the small local polities in the area south and south east of Aksum (Fattovich, 1990; Michles, 2005).

This decline and final collapse of the Daamat state gave the way for individual chiefdoms to independently administer their own territory and involved in international trade relation with Egypt and later on with Rome. Aksum was among such chiefdoms which centered at Bieta Giyorgis hill 10 kilometer northwest of Hawelti. The development of Aksum become more visible starting from 150 BC.

2.3.2. Arguments on the Extent of South Arabian Influence on the Northern Ethiopia

For more than a century there have been a controversy among different scholars on the reasons and mechanisms of cultural interactions between the northern horn of Africa and the south Arabians as well as the extent of south Arabians influence in the region.

Gerlach (2013), for instance, explain the debate of those scholars when she release the results of the archaeological exploration of the Ethiopian–German corporation project conducted in Yeha, and the endeavors of the project were to search for still unknown indigenous components in the emergence of the pre-Aksumite culture and to estimate the ‘phenomenon’ of south Arabian influence upon this region and to trace the development of this new community. In doing so geological, geomorphic, paleobotanical and botanical surveys and soil studies have been made in order to identify the sources of raw materials and trade goods, traces of agricultural and irrigation strategies and evidences of the then landscape and climate which are important information to address the objectives.

Gerlach divided the debate of the scholars in to two approaches concerning the Ethio-Sabaeen or Sabaeo-Ethiopian relationship. One is the elite ruling class of the Northern Horn of Africa consciously adopted south Arabian cultures by using Sabaeen artists and craftsmen to build monuments which increase its prestige or is it a kind of colonization. The second one is on the

extent of the influence of the Sabaeans on indigenous society i.e. was the indigenous culture reformed by the south Arabian culture or was it two sided process (ibid)

Scholars of ancient history at the end of the 19th and early 20th centuries favored the view that the South Arabians immigrated into the Abyssinian highlands and founded a colony there because of mainly economic motives. Scholars like Theodor Bent and Eduard Glaser, were among the 19th century scholars who considered Yeha as the capital city of Sabaean trading colony in the region.. At the beginning of the 20th century Carlo Conti Rossini explains that the first Ethiopian civilization in the northern horn of Africa was established by the Sabaeans who colonized the region. Even later on in 1998 ,Robin de Maigret assumed that the state ‘Diamat’ itself as a south Arabian tribe that already immigrated into Ethiopia and established a south Arabian prototype community (ibid).

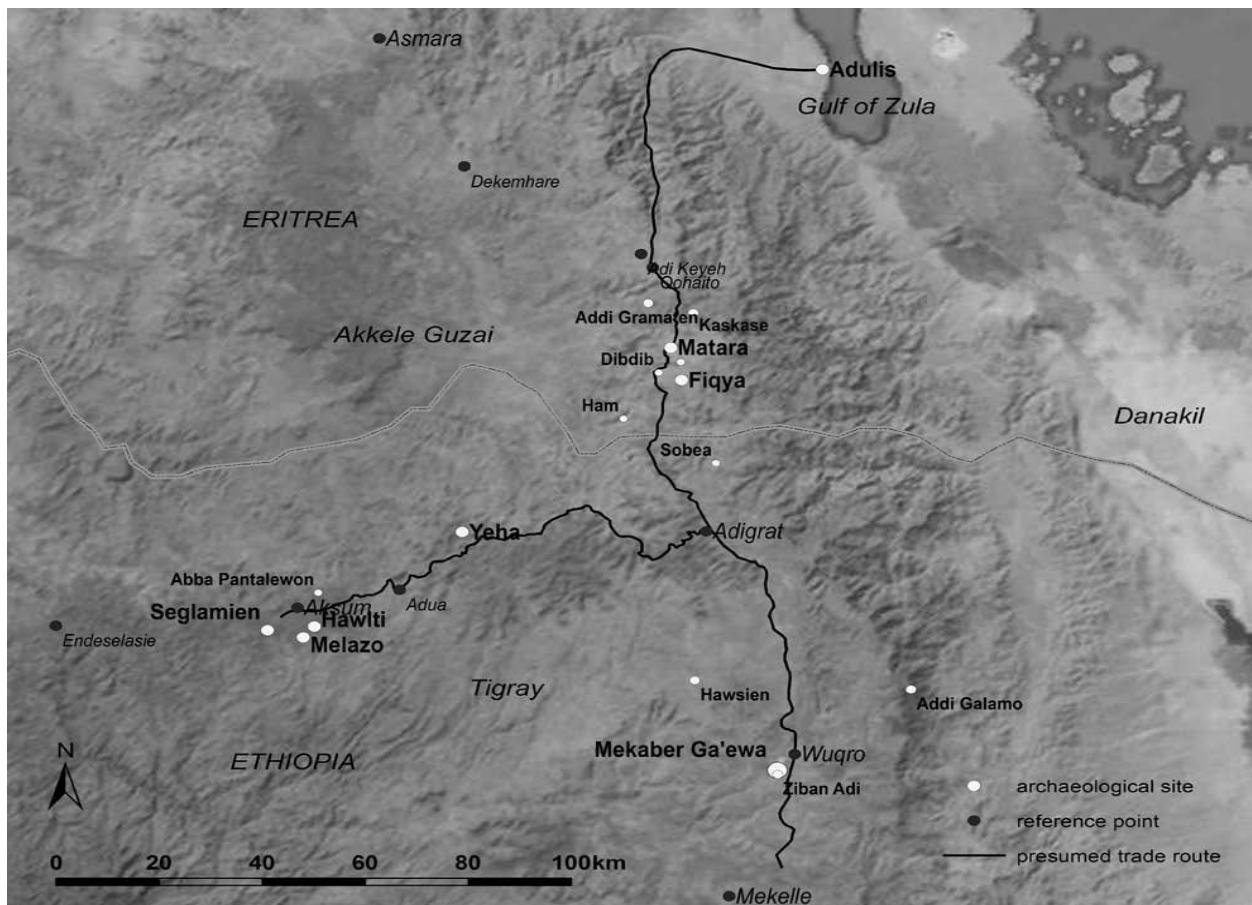
Two known French scholars Anfray and de Contenson , who made extensive archaeological research in the Northern Horn of Africa, agreed that small group of south Arabian immigrants settled down (colonized) in the highlands and gradually mixed with the proto-Ethiopians which resulted for the introduction of new agricultural techniques such as plough and the first stone villages, and Contenson applied the term “ Ehio- Sabaean” to show such relationship between the indigenous and immigrant population (Finneran 2008; Gerlach 2013).

However, merely opposite views on the aforementioned scholars started to be reflected by researchers like Rudolfo Fatovich, David W. Philipson, Andrea Manzo, Mathews C. Curtis, Pawel Wolf, Fattovich ,Philipson and Andrea believed in the African roots for pre-Aksumite society, the south Arabian influence affected only the elite and the immigrants comprises only traders, craftsmen, and others specialists such as stone masons but not their families. Therefore, they assume that the south Arabian culture was adopted by the indigenous population especially by the elite. Curtis and Wolf further explain that the pre-Aksumite indigenous elite intentionally adopted Sabaean symbols of power and Nubian Nile valley and the Egyptian culture to legitimate their power (Gerlach, 2013).

After stating these arguments Gerlach come to her own view by making a comparison on the Sabaean and non-Sabaean features of the Ethio-Sabaean culture in the region. For her south Arabian influence mainly reflected on monumental architecture and writing which were only

received by the elite to enhance their prestige but the pottery and settlement pattern, which are the indicators of normal everyday life of a society, left for the indigenous population. There were locally produced potteries which had no similarity with the Sabaean origin, except the ‘torpedo shaped amphora’ type 4100 and miniature incense burner follow the south Arabian type. The presence of these vessels may indicate that they widely used the cultic practices of the south Arabian type which was adopted by the Daamat state (ibid).

Generally Gerlach come to the conclusion that socially differentiated groups of settlers arriving in the region and staying for a long period of time with the indigenous society and involved in a process of acculturation with the existing cultures of the northern Ethiopia.



Map 1.3. Significant sites with archaeological evidence of South Arabian cultural influence during the early first millennium BC in the Ethiopian and Eritrean highlands (After Wolf & Nowotnick, 2010).

2.4. Previous Researches in the Region on Pottery

This section summarized previous researches conducted in the region of the Horn of Africa and Northeastern Sudan. The objective of studying previous researches is to understand the collections of Hawelti-Melazo in regional context and to see similarities and differences across sites. Accordingly, previous researches conducted in North Ethiopia, Eritrea and North-east Sudan is briefly summarized below.

2.4.1. Previous works on Typology

Wilding (as published in Munro-Hay, 1989) on the basis of the substantial pottery finds from the BIEA excavations of the 1973 and 1974 produced report of pottery classification by their form and shape. He first arranged the collection into four main locally made wares (Red Aksumite, Brown Aksumite, Gray and Black Aksumite) based on their colors then each of these wares are further classified into beakers, bowls, basins, pots, jars, cups, braziers and other pottery objects as well as imported potteries are discussed.

Phillips (as published in Phillipson, 2000) classified ceramics assemblages from the Tomb of the Brick Arches, the D site at Kidane Mehret and the K site in Maleke Aksum. Based on the classification system set by Wilding (as published in Munro-Hay, 1989) all pottery collection from these sites classified as beakers, bowls, basins, jars, pots, braziers, jugs, storage pots, strainers, cooking vessels, imported and others. Finally from the classification the two chronological periods (Pre-Aksumite, and Aksumite) are identified and the support for the reconstruction of the history of Aksum as a town, its rural setting and relation to outlying settlements.

In 2013 Meseret made research on pottery collection of Matera, Southern Eritrea housed in the store room of Authority for Research and Conservation of Cultural Heritage with the objective of classifying and analyzing them. In her study she identified nine major categories which include bowls, pots, cups, plates, vase, incense burner, cover, amphora and figurines based on their functions and body parts. In addition other pot sherds like spoons, seals, lamps, and other unknown clays were identified in the study.

She also identified that locally extracted clay soil was the dominant raw material used for the production of the pots in addition to mica and sand particles. In terms of technology, traditional methods i.e. hand was used to make pots. Incision and impression were also major decoration technique and crossed, parallel, v shaped; zigzag and curved lines as well as dots were common decoration patterns of Matera collection.

Finally she concluded that the archaeological site of Matera was both pre Aksumite and Aksumite civilization, and has similar pottery technology with the surrounding region like Agordat, Keskesse in Eritrea, Yeha, Aksum, Addi Gelamo, Ona in Ethiopia, and C- Group ,Kerma, Jebel Moya and Gash group sites in Sudan.

2.4.2. Previous works on pottery from the Region.

Curtis (2010) produced an article on the basis of the results of the archaeological research carried out between 1998 and 2003 on the Asmara plateau of Eritrea. His focus is on the discussion of the Ancient Ona material culture and making comparison with the first millennium BC material cultural from Tigray mainly Aksum, Yeha and Gulo-Makeda. Likewise other material cultures, he took the ceramic assemblage from the test excavation at Mai Hutsa and Ona Gudo sites that produced 15,566 sherds and 34,597 sherds collected from the systematic surface survey. In this Ancient Ona ceramics collection there are finely handmade vessels of which the most common are pots with globular bodies, sloping shoulders, rounded bottoms, averted and flaring rims; miniature cups with 3-6cm diameter, irregularly curved bodies ,slightly rounded bottoms; shallow thin- walled open bowls or deep dishes with rounded bottoms; jars with straight rims; jugs with vertical lug handles; braziers , a concave lid with handle and a deep ladle .Coiling ,pinching and drawing were the basic manufacturing techniques of these handmade ceramics, looped lug and short flat horizontal lug handles are the two common handle types. Decoration techniques used are incision, punctate, raised bosses and applique; and produced common decoration pattern are incised or combed bands in a combination of wavy, zigzag, or straight lines. These decoration patterns are commonly found on shoulder, neck, and rim exteriors .These three combined decorative patterns are seen on early to mid-first millennium BC ceramic assemblages from Asmara plateau to Tigray. Based on fabric and surface treatment, first

millennium BC or pre-Aksumite wares in Tigray and Asmara plateau are generally divided into seven types such as red, red-slipped, black-burnished, black-burnished with red slip, brown, coarse brown and coarse red ware.

Alemseged (2006) conducted a research on the Agordat material, Eritrea and its implication for early food production and regional contact. The objective of the study is to understand the economic prehistory of the inhabitants at the Barka, Agordat, Eritrea. He used classification and comparison methods and the major criteria for the classification are body parts and functions of potsherds. As a result seven major types such as rim sherds, body sherds, necked bodies, open bowls, pot stands, handles and other materials like seals, cups bead like decorations are identified. Dominant decoration technique of the body and rim sherds is incision. Both incision and impression decoration techniques were also used together. Those pots which have a diameter between 20 and 50 cms might have been used for cooking whereas; pots which is under 20cms diameter might have been used for serving. There are also many sherds with similar decoration patterns, techniques and forms to C-Group, the Pan-grave, and the Gash-Group. From the aforementioned and other materials recovered from the region he concluded that animal husbandry and cultivation of crops were the economy of the inhabitants of Agordat, in addition they had contact with the Nile Valley of Sudan, Egypt and Southern Arabia.

Some 20 kilometers from the border of Ethiopia and Eritrea at the site called Mahal Teglinos Fattovich (1993) collected thousands of pot shreds from surface. The objective of collecting and studying these sherds was to reconstruct the pre-historic and historic culture of the region. The study was based on a close investigation of fabrics, decorative patterns and techniques. The study provided data for the inhabitants ranging in time between 4000 B.C. to 200/300 A.D. The dominant decoration pattern at Mahal Teglinos includes the parallel incised lines, the zig-zag lines and the wavy lines. Whereas, the most frequent decoration techniques include the clay ball attachment/appliqué, incision, impression, combing, and utilization of harpoons. Clay soil, mica and sand particles were used as components in the manufacturing of the pottery. Tempering of the pottery was made by sand particles and addition of plant body parts.

2.4.3. Previous works on pottery from Northern Ethiopia

Gajda and Dugast (2013) also undertaken research and published an article entitled Investigation on the Site of Wakarida with the objective of identifying the site of Wakarida and its connection with the development of the Aksumite civilization and to implement a sampling of each types of ceramics in order to produce a new typology with, as far as possible, chronological reference. They used necked eye observation method in the day light particularly for the pottery analysis and the classification process starts with the examination of the clay on the basis of its texture , temper and forming. Surface finish and decoration of different pots have been distinguished according to their shape. The result indicates that Wakarida's pottery is actually quite homogenous assemblage which partly refers to other assemblages collected on the Aksumite sites.

Archaeological excavation which was carried out in Aksum in 1995 by B.I.E.A by which the objective of the project was to continue Chittick's exploration in the central tomb – and –stelae complex, mainly by excavating two monumental tombs which were located during the 1973-74 work but not fully investigated as well as to reconstruct both elite and commoners of Aksum past living conditions. They used excavation, survey and some analysis methods. From the ceramic assemblage of the Domestic Area or site which is one kilometer north of Aksum town, they discussed D13, D16 and D19 trench pottery findings and their major attributes. The pottery findings from D13 trench for instance were homogeneous ,well made ,thin walled, with specific surface treatment such as burnishing and minimal or no decoration ,and two round-bodied , very thin- walled pots having an open neck and with combed and bands of horizontal lines with vertical bands of 'ticked' marks on the upper shoulder. Deep narrow and open shallow rounded – based without flaring body and rim without decoration bowls as well as large storage pots with tall flaring neck decorated with triangular impression around the neck and concave lids with coil –loop handle are part of the discussion and had similarity with pre-Aksumite pottery types as discussed by Fattovich(1980) (Phillipson et.al. 1996).

Trench D16 produce similar pottery with trench D13 , in addition those pre-Aksumite type red and brown late Aksumite potteries which may include two bowls , a lamp and a jar with grooved decoration and multicolored slips shown on figure 28 are seen in this trench. Trench

D19 also exhibit pottery of Aksumite type includes burnished and purple painted pottery fragments and some with oily black stains as well as stove or brazier fragments (ibid).

Amphora sherds such as base rim and handle with horizontal ribbed decoration and smooth wall were Mediterranean origin; a single rim which has similar decoration pattern of a bowl from Matara from Africa and other fragments of bowls and jars from Iraq were recovered from trench D16 and D19 and dealt under the imported category of Aksumite pottery. Finally from these pottery findings they conclude that the recovered potsherds were indigenous (hand-made) and imported (ibid).

Wolf and Nowotnick (2010) presented an article in the proceedings of the seminar from Arabia studies on the Almaqah temple of Meqaber Ga'ewa near Wuqro in Tigray region. Two successive excavations were made in 2008 and 2009 by Ethiopian-German co-operation establish in 2008 for the purpose of making rescue excavation on the site. The excavation revealed Sabaeen style Almaqah temple, almost identical in size with the temple in Melazo, and other cultic objects such as Libation alter with royal dedication, a seated female statue, limestone burners, inscriptions (which mention the significance of the Yeha temple in the region and give clue on the indigenous African element just by mentioning the African style of inscribing the genealogy of kings), clay figurines of humans and animals, as well as potteries. Most of the pottery assemblages which were made of both organic and inorganic particles have equal age with the Almaqah temple of the site. These pottery findings include cups, small dishes, jars, big bowls, and deep pots similar to example from Yeha.

Among the pottery production of the site seventh to fourth centuries before our era ‘torpedo-shaped’ Type -4100 Jar, which is also known from other in the highlands of Ethiopia and South Arabia. This site also provide incense burners which has different sizes and shapes, especially the bi-conical shaped one which is seen in figure 9/b is unique and different size with the other small ones seen in figure 9/c (ibid).

From these findings, they conclude that the site of Meqaber Ga'ewa was an important and frequent Centre of religious activities that show the contact between the highland of Ethiopia and south Arabian as well as the states in the northeastern Africa mainly Nile Valley region.(ibid).

Another ethno archaeological study on pottery was made in Hintalo Wajirat, South Eastern Tigray by Tilahun (2013) with the objective of documenting the technological, economic, and socio-cultural aspect of pottery production in Hintalo Wajirat region; He collected data through interview, field survey, participant observation, literature review and analyzed it qualitatively. The finding from the study includes clay and sand soils which are widely used by the potters are extracted from the study area, they followed dots and lines decoration pattern dominantly and made at its wet stage. Decoration determine the price of the pot, because well decorated pot are expensive than the others. Recently those pot products are affected by plastic and metal objects, because these objects are easier to handle and durable than pots. In the study area those pots are also used for cooking and storage.

2.4.4. Pervious research done on the site (Hawelti-Melazo)

Henri de Contanson (1959) made excavation on the basalt hill of Hawelti, found in the middle of fertile plane and cover 3000 square meter, from January 30 to April 10, 1959. He made his excavation on three selected areas. The first one is the temple area (Trench XXI-XXIV) where the following findings were recovered. The first category includes woman seated statues complete and sphinx fragments (J.E 1602, 1630, 1555, 1657, 1668, 1671, 1675) and stone monument (J.E 1658). The other terracotta objects consists of statues of cattle standing and models of yoke (J.E 1621, 1646, 1667, 1670 , 1695 , 1705), camels (J.E 1626), ,work horses (J.E 1627) , strange beasts without horns and the tongue hanging (J.E 1702) , boar (J.E 1669), leopard (J.E 1522), birds may be guinea fowl (J.E 1701, 1723).

Another category from the finding were terracotta house models one is conical roof of a rounded hut and the second is rectangular with beams exposed, ,door and window which differ little from the current Tigray houses (J.E 1682, 1744). And pottery objects were also included in the findings, rectangular trays (J.E 1554, 1687, 1668, 1689), miniature vases (J.E 1598, 1644), base of a large jar or foot (J.E 1521), bowls (J.E 1642, 1655). In addition bronze objects (J.E 1711, 1712, 1713) included in the findings of this part of the site. From these findings de Contanson concluded that the area was the pre-Aksumite sanctuary. The farmers of the area may present offerings to secure their crop, livestock, strength of their home and fertility of their family (ibid).

The second area of the excavation on the site was the steles (Trench XXVI, XLIII-XLV) which surrounded the two temples. The steles were 20 in number and 13 among them are still in place, and were carved from limestone from the area. From this area high density of sherds and a number of small objects had been recovered and some of them are polished rectangular pallet made of lime stone (J.E 1807), curved heads of humans with the hair treated in the way the Aksumite heads (J.E 1346, 1434, 1440, 1496, 1509, 1515, 1573), human terracotta figures which are grossly modeled (J.E 1478, 1484, 1487, 1488, 1489, 1491, 1501, 1530). Pre-Christian Aksum red potteries such as small cups (J.E 1449, 1452, 1477), and either an expanded bottomed cup or the foot of a large jug (J.E 1452) were also part of the recovered materials of this area.

The third area of the excavation on the site was called South Deposit (Trench XLIX-LX) at the foot of the hill south of the stele where a hole had been dug and the following various objects had been recovered. Two small human figurines (J.E 1814, 1815), earrings (J.E 1816, 1817, 1818, 1819, 1820, 1821), rings (J.E 1822), beads (J.E 1823, 1824, 1844, 1848), coiled gold wire (J.E 1825), three axes (J.E 1826, 1827, 1828). Knives (J.E 1829, 1830), agricultural tool represented by sickle (J.E 1831), seals (J.E 1832, 1833, 1834, 1835, 1836, 1838), incense burner made of stone (J.E 1843), and from pottery category globular vases (J.E 1850), two pear shaped pitchers (J.E 1849, 1872), bowls and cups (J.E 1851, 1852, 1853, 1854, 1855, 1856, 1857, 1858, 1859, 1860, 1861, 1862, 1863, 1864, 1865, 1866, 1867, 1868, 1869), two large jars (1870, 1871).

Generally, from this data de Contenson came to the conclusions that the site was sanctuary area for the god of the Sabaeans Almaqh between 5th and 4th centuries BC resulted from the influence of Sabaeans, and later on when the Sabaeans lost their control over the Red Sea, Meroe kingdom become influential in the northeastern of Africa and contact with the northern Ethiopia continued until it was destroyed by the Aksumites in their heydays.

CHAPTER THREE

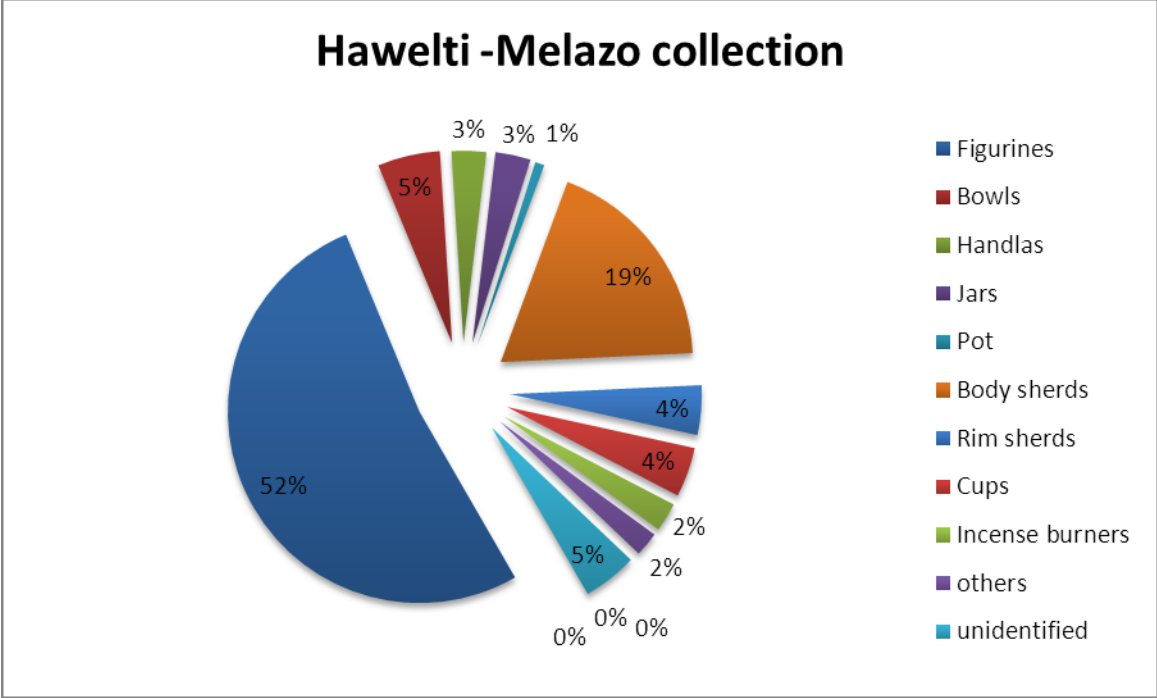
3. Classification of the Hawelti-Melazo Collection

3.1. General Introduction

A total of 2058 potsherds and other cultural objects are classified at the laboratory of ARCCH. Classification was done based on attributes. Accordingly, Figurines, bowls, body sherds, rim sherds, jars, pots, incense burners and covers, cups, handles and others were taken into consideration. Out of the 2058; 1070 figurines ,108 bowls, 382 body sherds, 86 rim sherds,61 jars , 16 pots, ,50 incense burners and covers, 3 basins , 86 cups ,60 handles, 8 different kinds of tools ,2 human skeleton fragments , 16 ornaments ,3 spouts, 1 brazier ,1 strainer, 1 foot washer , 7 imported and 94 are unidentified objects. In the following table major divisions are presented. The total weight of the collection is c.170kg.

Table .3.1 General classification of the collection

No	Type	Amount
1	Figurines	1070
2	Bowls	108
3	Handles	60
4	Jars	61
5	Pot	16
6	Body of sherds	382
7	Rim of sherds	86
8	Cups	86
9	Incense burners	50
10	Others	42
11	Unidentified	94



Graph 3.1 Collection classifications in percentage

3.2. Classification

The classification made here is based on c.170.5kg of Hawelti-Melazo collection housed in the ARCCCH historical collection store room the materials are contained in nine boxes, and their total number is 2058(n=2058). In the following section from the whole collection the diagnosable and representative materials are described.

3.2.1. Figurine

Figurines are the three dimensional miniature representations of humans, animals, cultural and natural objects (Edward Matenga, 1993). In this collection 52% comprises figurines of humans, animals and other objects. When we see in number they are around 1070 and their total weight is 123 kg. Most of the figurines are made of red clay soil and sand particles, and some are made from grayish clay soil. Except some human figurines most of them are very coarse and roughly burnished.

3.2.1.1. Human figurine

Diagnosed human figurines cover 3% of the figurine collection .There are some human figurines which provide detailed outline of human physical features; head with hair, eyes, ears, nose and mouth; arms with palms and legs with feet and toes. Most of these category of human figurines are not full and well burnished, there are only legs below the knee, body without head and legs, and others may more portray specific body part of the figurine for example breast and buttock.



Photo.3.1 (Excavation No.JE 1434) Human figurines with contemporary Tigray women hair style.

This figurine for instance has visible human physical features like head with plated hair which is similar with contemporary Tigray regional state girls' hair style, eyes and mouth is indicated by incised dots and lines the hair and other parts of the body are modeled and it is possible to suggest here that the hair style is more focused than other body parts. Although broken it has two hands but without visible leg, the figurine is very rough and is not well burnished may be it is also assume that it was not modeled by professional potter.



Photo.3.2 (Excavation No.JE 1501) Human figurine, well burnished

The figurine is without head, neck, body below the hip, hand and breasts are more visible than other body parts. Her hands are bended towards the shoulder and her palms are opened to the opposite of her body. From this figurine it is difficult to tell whether the body was originally full or later breakage but what is clearly seen is the work is fine and it could be possible to assume that it is modeled by professional potter and the more emphasized part is her breasts and open palms, no sign of dressing is seen, therefore here it can be suggest that the potter intension could be to show her beauty or human scarification to their gods.



Photo.3.3 (Excavation No.JE 1668) figurine symbolizing women body

This women figurine arm is 7cm long and leg is also 5cm long, her arms are open downwards to her leg , her breasts are also very long which indicate its long service of feeding and a symbol of fertility. The figurine is also without palm and head which may be cut after its original production; its seated position is also indicated by bended and short legs as well as large buttock, generally this figurine show a seated women, there are two such figurines in the collection. The same style is also displayed in the ARCCH permanent exhibition historical section.



Photo.3.4 (a. Excavation No.JE 1800; b. Excavation No.6198) dressed Human figurine and broken leg.

This figurine is also female figurine which is to some extent stylistically similar with figure 3.3 except this one has dressing which is indicated by impressed dots, and her hands, although the right is broken, are short and open towards the leg with visible hand fingers which are indicated by incised lines rest on her hip. Her gender is indicated not only by her breasts, but also by making a hole between her legs. The legs are removed may be because of lack of good preservation both during excavation or its stay in the store room for a long period of time.



Photo.3.5: a) (Excavation No.JE 1639) Human figurine only head and neck part; b) (Excavation No.JE 1566) human figurine with pedestal leg and unique head.

These figurines are different from the previous ones because they represent male human figurines. The first one is only neck and head part, its eyes and mouth are represented by incised dots and line respectively, its nose, and other facial expressions are indicated by modeled clay. The hair on the head is also indicated by impressed dots. It is coarse and gray in color. The second figure is somehow different from the first that the head part is covered by clay soil close to white color. And it has also two clay ball applique on the chest part and no visible leg. The two hands are missing.



Photo.3.6 a) (Excavation No.JE 1594) Human figurines with magnified buttock: b) (Excavation No.JE 1463) human figurine with incised buttock

The first figurine (a) is roughly modeled with full body, the focus here is the backside especially the buttock which is indicated by modeled clay soil, the legs are also without part below ankle, its hands are also broken, eyes nose and mouth are indicated by incised dots and line . The second (b) figurine is without physical features like head, hands and legs which could be removed because of breakage. Its buttock is indicated by incised line and to some extent it is well burnished than the first figurine.



Photo.3.7 (Excavation No.JE 1690) pedestal human figurine with broken hands

This human figurine is also made from clay soil with modeled hands, head, body and incised eyes and nose. The legs are not clearly seen. It is roughly modeled. It has a swollen part at the left side of the body below the hand. Generally it is a crude figurine which could be modeled by a non-professional potter.



Photo.3.8 (Excavation No.JE 1509) Human figurine, deformed head only

This deformed head of human figurine is unique because of the material it is made. All the above figurines are clay whereas this figurine is made of white limestone. The hair part is represented by vertical incised lines, it seems well burnished and modeled, and could be made by a professional potter.

3.2.1.2. Animal figurine

Among the figurines there are various forms of animal figurines that comprise 9% of the total number of the animal figurines are 85. In the collection both domestic and wild animals are represented. Most of them are made of red clay soil and the rest small portion is made of gray clay soil with sand particle inclusion.

3.2.1.2.1. Domestic animal figurines

Domestic animals such as cow and ox are more represented in the collection. The identification between cow and ox are made in most cases with the presence of udder which is indicated by four clay ball application and oxen are also identified by the application of two clay ball followed by line which indicate their sex organ and sometimes they are also identified by folded

clay crest or upper part of their neck which is used for carrying yoke, clear modeled hump is not seen except this folded clay.



Photo .3.9 (Excavation No.JE 1667) Cow figurine with one leg, udder, without head and three legs,

This cow figurine is 34cm long and 11cm high. As it is seen from the photo three legs and the head parts are broken. The vertebrae are indicated by running clay applique and the udder is also indicated by four clay ball applique. It is roughly burnished and made from red clay soil. The height of the hind leg is 10cm and its thickness is 5.2cm. From this cow figurine it is possible to suggest that milk was important in the society and specialized animal husbandry was practiced by the society of the study area.



Photo.3.10 (Excavation No.JE 1882) Ox figurine with full body except legs, and two bosses indicated sex organ

In this figurine relatively all body parts are displayed except legs. Sex organ is indicated by two clay ball or pellets and applied clay line. It has no hump or folded crest, which may indicate such kind of ox could be young oxen not yet used for farming or it was purposely reared only for sacrifice during their ceremonial times for their gods. These kinds of oxen figurines also varies in their face and body structure.



Photo.3.11 a) (Excavation No.JE 1708).Ox figurine with folded crest, b) (Excavation No.JE 1705) Yoke figurine

Figure 3.11 oxen has folded crest between the head and shoulder which may represent the ox was used for farming and this assumption is supported by the presence of yoke (b) in the collection. Therefore the crest may imply the sex of the figurine and its purpose as described in the fig. 3.10. They are modeled from red clay soil and roughly burnished.



Photo. 3.12 Cow or Ox figurines with different face structure (a. Excavation No. a. HE 1; b.6152; c.JE 1617; d. JE 1405; e. JE 1706 ; f . HE 10)

All the above cow and ox figurines have varied face structure , the position of their horn varied from horizontally straight(b,f) , (a) and (e) relatively have V shape Position pointing vertically , (c) and (d) have vertically U shape horn position and (e) is unique not only by its horizontally backside U shape horn position but also by its mouth position, the mouth position is to its right side it is not the right position of cattle mouth .They are also different in color by which (a)and b) are red whereas the rest are close to whitish gray. All the above cattle have cat face with

front eyes except (a) which has well incised side eyes and nose, from this it can be deduce that except (a) all probably were modeled by non-professional potters.

3.2.1.2.2. Wild animal figurines

In the second category of animal figurine wild animal are represented in diversified manner. Mammals, birds and reptiles are to some extent represented in the collection. From mammals like leopard, wild pig, cheetah and rabbit; tortoise and snake from reptiles, duck and other feathered birds are represented. Some are described as follows:



Photo..3.13 (Excavation No.JE 1669) wild pig or boar figurine with one broken ear, teeth and four legs

This is most probably the figurine of wild pig or boar. Naturally this animal has two lower big canine teeth where they are clearly seen out of its mouth like horn. By this figurine these two tooth are horn like clay structure attached on both the right and left part of the face below the eye and above the nose where one is broken and the second one is 4cm long 1.9 cm thick. All legs are broken and the interior body is vacuum place and eyes are represented by modeled clay. The face is 12cm long and the body is 13cm high without leg and 30cm long without tail. It has also two well modeled ears one is broken and temporarily refitted by the researcher for photograph purpose.



Photo. 3.14 (Excavation No.JE 1714) Wild animal Cheetah with full body except tail

Based on modern comparison, this animal is identified as Cheetah. It is 31cm long from head to the tail, and its height including leg is 14 cm, the claw are indicated by incised lines and the ears are indicated by modeling . It is composed of red clay soil with sand particles inclusions. It is broken at the neck but refitted for photograph purpose.



Photo. 3.15(Excavation No.JE 1522) Figurine of Leopard, only head part

This Leopard figurine is only represented by head part beyond the shoulder. This remaining part is 12 cm long and the hair is indicated by impressed or ovoid walking punctate. The eyes, ears and mouth are also indicated by hatched dots and incised line. It is made of red clay soil and sand particles inclusions and roughly burnished.



Photo. 3.16(a .Excavation No.JE 1568; b.JE 1899; c. JE 1693) Tortoises and head of snake or bird

Among the represented wild animal figurines, two tortoises and one snake or bird head are identified here. All of them are generally made of red clay soil and sand particles inclusions. Their bodies are represented by modeled and incised lines and hatched dot. The main difference between (a) and (c) is their size and position. The tortoise represented in (a) is 10.5cm long, 1.8cm thick and not moving. Whereas, tortoise represented in (b) is 24cm long, 5.5 cm thick and moving or walking. However, both of them are not perfect representations. Figurine (c) for

instance has tortoise face but the backside shell could be assumed as loaded animal. Figurine (b) may also represent a snake head part. It is also possible that it is a head of a bird.



Photo.3.17 (Excavation No. a.JE 1701; b. JE 1719) Birds with full body

The above bird figurines have full body. Figurine (a) is 12cm long from head to tail and 4cm high including leg. It is made from red clay soil without visible incised or impressed eyes, mouth and feather. Every body part is completed by modeling and it is excellent representation of a duck. Figurine (b) is also a kind of bird by which its feather is indicated by impressed dots or ovoid walking punctate; it is 10.5cm long from head to tail and 5cm high including leg. The crown part is broken and the leg part is crude.

3.2.1.2.3 Unidentified animal figurines

There are 65 figurines which are categorized as unidentified. Fig.3.18 shows some of these unidentified animal figurines which I found to be difficult to put into a given category. Figurine (b) and (c) are composed of grayish clay soil while the rest are made of red clay soil and sand particles. All of the figurines except (e) are bodies of animals beyond the shoulder towards the head and (f) is broken in half. It has a cross like structure which may indicate loaded animal and its face is unique. It is not clearly modeled and burnished. Figurines (a) and (c) are animals without horns and has incised eyes and nose. Figurine (b) has horn like structure which may indicate that it could represent some kind of cattle. Figurine (e) may also represent a rabbit with removed ears.



Photo. . 3.18 (Excavation No. a. JE 1757; b.JE 1750; c. JE1742; d. JE 1550; e. 1691; f. JE 1548)
 unidentified animal figurines

3.2.1.2.4. Identified body parts of animals and other figurine fragments

In the collection, there are around 70 or 7% leg and 75 or 9% horn or teeth figurine fragments. As I have discussed in the previous section, most of the boar and cattle figurine's horns, teeth and legs are broken. There are also many other body fragments of those figurines. Horns of the

cattle figurines and the teeth of the boar figurines have similar shape. Their length ranges from 12cm to 3cm and their thickness is between 1.5cm to 1cm. Most of them are composed of red clay soil and few are grayish soil. Some are well burnished and the rest are rough.

Among all the collection, more than 60% is generally figurine fragments of many kinds which are found to be difficult to put into a given figurine category listed in this study. During the laboratory work, I used two methods to identify these figurine fragments. First, I used the body structure and the texture of the fragments. Most of them are rough and thick like the animal figurine explained; they have almost similar color and clay soil composition. Second, I used the description written on each bag by the first researcher who excavated them which it simply says fragments of figurines.



Photo. 3.19(Excavation No.6198) Figurines of horns or teeth

3.2.1.3 Sphinx Figurine

Another category of figurines in the collection are sphinx figurines, figurines with human face and animal body. There are a total of 135 fragments in this group which constitute 14% of the

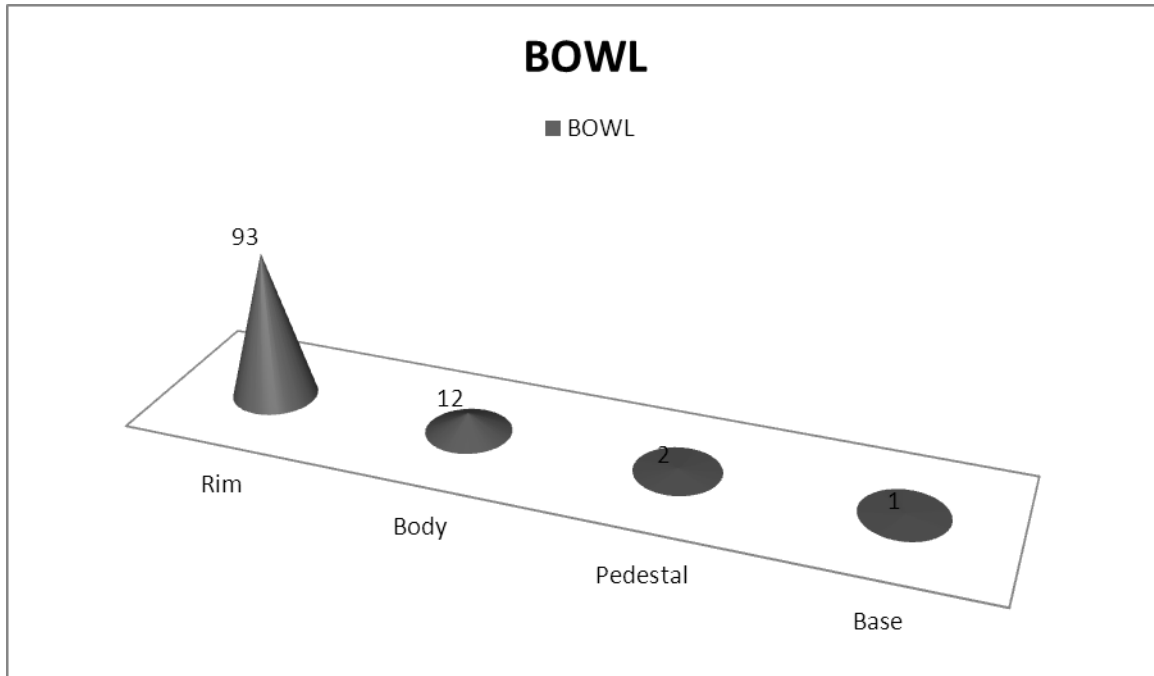
collection. They are made from red clay soil and sand particle inclusions. In this collection, there are no figurines with a full body and not even a figurine with a full human face is identified. This category mainly is dominated by leg and body fragments. Generally, the bodies of the figurines are indicated by the impressed small circles and the fingers are indicated by grooved or hatched lines.



Photo.3.20 (Excavation No. 6194) Sphinx fragments.

3.2.2 Bowls

According to Wilding, bowls are vessels that have less height than width and their rim diameter is two times their girth, their maximum diameters are around 25cm (Munro-Hay, 1989). The number of bowls identified based on this criteria , 108 or 5% of the collection of which 93 or 86% are rims, 12 or 11% are bodies, 2 or 1.9% are pedestals and 1 or 0.9% is base. The diameter of the identified rim bowls is between 6 cm to 30cm.



Graph 3.2 Distribution of bowls based on their body parts

More than eight types of decoration techniques are used to create different kinds of decoration patterns (Table 3.3). From the bowl collection 49 % (53) are plain or without any decoration. 14% (15) of the bowls are decorated by vertical grooved lines on the exterior part and grooved crossed lines on the top of the rim, 6 bowls have dentilated rim edge, 8 bowls are decorated by impressed dots and lines, 10 bowls are decorated by incised lines and dots on exterior bodies and on the rim lip. Particularly, 3 bowl rims have incised crossed lines on their top rim, and 1 pedestal of bowl is also decorated by incised zonal zigzag dot and parallel lines. Another two bowls are painted base which looks like short foot ring where the body above the base to the rim is absent and paint decoration is cross like structure on the base of the interior part. Three bowl sherds also bear cross like structure by a stamping technique.

Decoration Technique	Frequency	Percentage
Plain	53	49
Grooving	15	14
Impression	10	9
Incision	10	9
Applique	7	6
Stamping	3	3
Painting	2	1.9
Impression+Applique	7	6
Incision+Grooving+Applique	1	0.9

Table 3.2 Frequency of Decoration Technique observed on bowls

From the above table, it is possible to see that almost half of the bowl sherds are not decorated and grooving is the next dominant decoration technique followed by impression and incision which is applied to create various decoration patterns which are summarized in the following table (Table 3.3).

Decoration pattern	Frequency	percentage
Grooving vertical line & Crossed line	16	15
Dentilated rim edge	6	5.6
Impressed dots	4	3.7
Impressed lines	3	3
Applique	7	6
Incised lines and dots	6	5.6
Incised crossed lines	3	3
paint cross	1	0.9
Stamp cross	3	3

Table 3.3 Frequency of Decoration Pattern of Bowls

From the above table, it can be seen that most of bowl sherds bear grooved vertical exterior parallel lines of the body and crossed lines on the top of the rim, the rim top of the bowl with crossed line is interrupted by plain space, followed by dentilated rim edge which is mostly created by the combination of applique and impression.

Based on the above two tables, it is important to see how the collection is diversified and in the following pages some of the bowls are identified and described supported by photographs.



Photo 3.21 (Excavation No.JE 1870) big bowls, reconstructed for the purpose of photograph without decoration

This is the biggest bowl with a relatively full body in the collection. It is 14cm high with 30cm rim diameter and its weight is 161gram with 0.8 cm maximum thickness. It has two horizontal upright coil handles where one is broken and it is composed of mainly reddish clay soil with sand particles inclusions. No embellishment or decoration is seen although it is well burnished.



Photo 3.22 (Excavation No.JE 1861) Bowls with foot without decoration

As shown above, there are also smaller bowls with a relatively full body and different colors and sizes. One bowl has foot with its neck which connected the foot and the exterior base, its height including the foot is 6cm and its rim diameter is also 6cm with maximum 0.5cm and 54gram weigh. It is composed of red clay soil with inclusion of sand particles (photo 3.22 a) and the second with broken foot is 10cm high with 12cm rim diameter and 123-gram weight.




Photo 3.23(Excavation No. a. JE 1863; b.JE 1865; c.JE 1866; d. JE1862) Bowls without foot and decoration.

These third categories of full bowls shown on photo 3.23 are without foot and they have rounded base. The bowl shown on photo (a) is 7cm high with 12cm rim diameter, and its weight and thickness are 194gram and 0.6cm respectively. It has red exterior and black interior. The bowl shown on photo (b), on the other hand, has 4cm height and 6cm rim diameter; its weight is 59 grams and its thickness is 0.5cm. It has color is red exterior and black interior black. The bowl shown in photo (c) is 4cm high with 6cm rim diameter and weighs 54gram with maximum thickness 0.5cm. Similar to (a) and (b), it has red exterior and black interior black. The bowl shown in photo (d) has 5cm height, 12cm rim diameter, 133gram weight and 0.5 cm thickness. Its color is unique from the other three since bowl has black exterior and interior. All of these bowls are well burnished.



Photo 3.24 a) (Excavation No. 6199) Rim of bowl exterior body grooved decoration; b) (Excavation No. 6165) body of bowl exterior body grooved vertical lines which is very rough) (Excavation No. 6173) rim of bowl with grooved cross lines on the top of the rim.

Above decorated bowls, grooved lines are clearly visible both on the exterior body and on the rim of the bowl sherds, and they are 16 in number.

There are also bowl sherds with other important decoration patterns. This decoration is varied and may include applied straight ;wavy and bird like structure on the rim top. Some may be combined with incised and impressed dots. Most of the time sherds with applid decoration on the rim top may represent bowl. This view is supported by the findings from Aksum and analyzed by Welding in (Munro-Hay 1989.)



Photo 3.25 bowls with various forms of applied decoration, (a) (Excavation No.JE 1424) bear applied close to straight line, (b) (Excavation No. 6165) wavy (c) (Excavation No.6165) from inner lip to the exterior, (d) (Excavation No.6165) visible on the exterior, (e) (Excavation No.6160) applique and impressed dot. (f) (Excavation No.6160) Bird like structure, (g) (Excavation No.JE 6160) bird like structure separated from rim of bowl, (h) (Excavation No.6160) applique with impressed dots.

Incised line and dot decorations are also visibly seen on the top of the rim and interior of the bowl, on the top of the rim there are incised dots and incised crossed lines. There are also two bowl fragments decorated with interior incised zigzag parallel lines. In addition to mentioned in (Photo 3.25h), there is especially one bowl fragment in brown color with internally impressed dot line at the interior part of the rim. Another decoration pattern among the following is dentilated which is formed by applique of clay ball on the rim and impressed dots on it.



Photo 3.26 bowl sherds with, (a) (Excavation No. HF 21) interior zigzag incised lines, (b) (Excavation No. HF 16) interior zigzag incised lines, (c) (Excavation No.6160) incised dot lines on top of rim, (d) (Excavation No.6181) interior impressed dot line near the rim, (e) (Excavation No.6177) dentilated rim edge.

The above set of bowl sherds show another decoration pattern which is dentilated and formed by applique of clay ball on the rim and impressed dots on it: (a) and (b) have interior zigzag incised lines, (c) and (d) have incised dot lines on top of rim, and (e) has dentilated rim edge.



Photo 3.27 (a) (Excavation No. HE 41) painted bowl upper part ;(b) (Excavation No. HE 42) painted foot ring of bowl

As shown above, very small proportion of decoration techniques and patterns seen in this bowl collection have paint and stamp. For example, bowl (a) is a painted bowl sherds, with a broken upper quarter part almost above the base, made from red clay soil. It is very shallow close to the plate and bears a cross like structure painted on the interior part of the base. Its rim diameter is 10cm and weighs 107gram. The second painted bowl, bowl (b), is a foot ring of a bowl of which the upper part is completely removed. The paint is clearly visible in the interior part of the base with cross like structure and is not bold like bowl (a)



Photo 3.28(Excavation No.6181) bowl sherds with cross motifs

Stamp decoration is also visible both on exterior body and on rim of the above bowl sherds. A well finished and red colored stamped cross decoration pattern is especially observed on the rim bowl (a). There are also stamped crosses on the other two rim bowls. However, the quality of the sherds as well as the design of the cross is not finely done like bowl (a). The position of the crosses on the exterior of both (a) and (b) are not clearly visible for a necked eye.



Photo 3.29(Excavation No.1521) Foot ring bowl from different views

The bowl shown above is the only full foot ring bowl. It is made from light redish clay soil and sand particle inclusions. It weighs 587 gram and is 10cm high, including the foot part. Its rim diameter is 16cm with 1.2cm maximum thickness. It narrows towards the waist part from both the foot and rim direction. It has ovoid shape ridge at the interior base and gorge shape from the opposite side at the exterior base. The exterior part is not decorated but at the interior it is decorated by nail grooved horizontal lines.



Photo 3.30 (Excavation No.a. JE 1435; b.6165) bowl pedestals

The sherds shown above are pedestals of bowl with their own unique features. Both pedestals are made from reddish clay soil with sand particle inclusions. They are circular in shape and without the upper part beyond the waist towards the rim. However, they have different decoration patterns and size. For instance, pedestal shown by (a) is 7cm high and weighs 181 gram with 8cm foot rim diameter and 0.8 cm maximum thickness. It bears horizontal ovoid wavy punctate or impressed decoration around the exterior waist part and vertical grooved lines. On the other hand, pedestal shown by (b) has a relatively small size, which is 4cm high and weighs 60 gram with a base rim diameter 4cm and 0.6 cm thickness. This is a well decorated pedestal with clearly visible incised zonal zigzag dots and parallel lines.

3.2.3 Cups

From the whole collection 4% (86) represent different kinds of cups. Among these, there are 8 full cups with various sizes and shapes, 12 have only their main body, and 2 have only their bases. Close to 80% are plain and smooth surface and the rest bears various decoration patterns. Mainly incised and grooved lines are dominantly seen in most of the decorated ones, and some have impressed dots as well as applied lugs as part of a decoration pattern. Some of these cups are presented as an example below.



Photo 3.31 cups with flat base and straight wall (Excavation No.a.JE 1452; b.JE 1477)

Cups shown in photo 3.31 (a) and (b) are flat base and straight wall and rounded rim. Both cups are made from reddish soil and sand particles. (a) is 4cm high, 4cm rim diameter, and it weighs 76 grams with 0.8 cm thickness. It has two bosses side by side which looks like a handle; cup (b) is 7cm high, has 6cm diameter, and it weighs 201 gram with 6cm thickness. Both cups have similar thickness from rim to base and exterior body near the rim there is boss like lug handle except that cup (a) thickened towards the base.



Photo 3.32(Excavation No.JE 1653) exterior bottom red and exterior top and interior red cup

The cup shown by (photo 3.32) is a unique and single cup from the collection, its height is 9cm with diameter of 6cm; the weight and thickness are 105gram and 0.5cm respectively; it narrowed

towards the base and has round base; one narrowed coil handle is present near to the rim; its color is not uniformly red like the above mentioned cups, its exterior bottom is dark red and exterior top and interior is black. It has also slightly everted round-d lipped rim.



Photo 3.33. (Excavation No.a. JE1855; b.1857) footed cups or goblet

These cups shown in photo 3.33 (a) and (b) are the only two cups or goblets in the collection with foot. The first goblet or (a) is 11cm high including the foot with 4cm rim diameter; it weighs 119 grams and its thickness is 0.5cm. Goblet (b) is 10cm high including the foot with 4 cm rim diameter and it weighs 103 grams with 0.6 cm thickness. Both are made from black clay soil and they are well burnished and finished.

3.2.4 Handles

From the general collection, 57 or 3% is handles of pottery with coil and crude knob handles are represented with various shapes and sizes. From the 57 handles, 48 are coil. Some of these handles are attached to their parent body and others are separated with both horizontally and vertically coiled with some a horizontal upright position. The major decoration patterns visible on these handles are incised parallel line and impressed dots. Like their parent sherds, most of them are made from red clay soil with a few made from gray clay soil. Some of the identified handles are presented below.



Photo 3.34 both coil and crude knob handles (Excavation No. a. 6198; b.6181; c.6181; d.6183; e.6183; f. HF 5; g.6198; h.6161; i.6165; j.6165)

3.2.5 Incense Burners

This collection includes 50, 3% of the general collection, incense burners. Among these, there are 45 miniature incense burners and the rest 5 are fragments of the covers of the incense burners. All of them are made from red clay except one which is made from engraved stone. The

miniature incense burners have no decorations except one unique incense burner fragment with rim and applied line in the interior close to the rim. The covers (see photo 3.38), on the other hand, have smoke outlet holes and applied bosses.



Photo 3.35(Excavation No.6198) miniature incense burners

Most of the incense burner are categorized under such miniature categories, they are small in size and others have applied nose like structure on the center top of the burner; they are red in color.



Photo 3.36 (Excavation No. HF 8) painted incense burner

The above incense burner is unique in that the interior part is decorated with an applied short line and the back is painted overlapping lines which has created squares.



Photo3.37 (Excavation No.JE 1377) stone incense burner from front and back view

The above incense burner (see photo 3.37) is made from stone. It has an engraved cross in the exterior and engraved squares on the exterior part of its four sides. It is gray in color.




Photo 3.38(Excavation No. a.6165; b.6165; c.6165; d.6199) Incense burner covers.

3.2.6 Jars

Jars represent 3 % (n=61) of the fragments in the collection. Most of the jars are not decorated and the decorations visible on some of the jars are incised wavy lines. However, the most dominant feature of the majority of these jars is that they are decorated with V-shaped and zigzag lines are used to form modeled human heads on the jars. 43 of the jars have such modeled human heads.



Photo 3.39 Jars modeled in human head (Excavation No.a.JE 1436; b.JE 1406; c.JE 1880; d. JE 1504; e. 6168)

As the above photos show, the first two jars (a and b) have perfectly modeled human faces with holes at the back side and have closed eyes. The human face on jar (c) has incised eyes and it is crudely modeled face with a modern hair style which is clearly represented by vertically incised

lines. This hair style is also visible on jar (e). Jar (d) also represents a modeled human head with only folded clay to indicate the hair.



Photo 3.40 types of jar neck and body (Excavation No.a.MA4; b.JE 6177; c. JE 1872; d.JE 1376A).

Since most of the time jars are used for liquid materials their neck is relatively less than half times their body, in the photo shown below (photo 3.40), (a, b & c) are neck of jars and (d) is jar with full body which has one vertical coil handle and decorated at the exterior part at the shoulder with incised parallel as well as zigzag parallel lines, and it is also composed of black clay soil. (c) also has vertically coil handle which run from shoulder to neck and composed of red clay soil.

3.2.7 Pots

Only 16 or one percent of the collection are pots and most of them are plain fragments. Some of the pots are decorated by grooved parallel lines and impressed dots. Since pots are used widely

for holding solid materials, there is no need of narrowing their neck and rim like jars. Most of the pots identified in this collection are red in color with everted rim lip and the body size is proportional to the size of the neck. Two of these pots are discussed below.



Photo 3.41 pots (Excavation No.a.JE 1376C; b.JE207D)

As shown above, both pot (a) and (b) are made from black clay soil and have no decoration. Pot (a) is very small and has a vertical coil handle that run from shoulder to the neck. Its body, neck, and rim are almost close equal in size. Whereas pot (b) has a different shape with the rim, which is everted and wide. The bodies and the rim are almost equal in diameter.

3.2.8 Body Sherds

Body sherds in this context meant to refer to any pottery type without any identified rim or base. 19 percent or 382 of the collection represent such sherds. They are more diversified than any of the pottery types identified in the collection and more than 12 kinds of decoration techniques are visible on these sherds. The frequency of these decoration patterns is summarized in the following table.

No	Decoration pattern	Frequency
1	Impressed dots and lines	40
2	Incised dots and parallel lines	30
3	Incised zigzag ,wavy ,V-shaped and crossed lines	18
4	Incised zonal parallel lines with discontinuous dot lines	32
5	Clay ball appliqué	14
6	Grooved V-shaped and parallel lines	43
7	Painted wide parallel line	1
8	Impressed dots and incised crossed like structure	1
9	Stamped structures	4
Total		183

Table 3.4 Frequency of decoration pattern of body sherds

As the table above shows, the common decoration patterns are grooved V-shape parallel lines followed by impressed dots and lines and then incised zonal parallel lines with discontinuous dots. There are also very small painted and stamped elements.




Photo3.42 body of potsherds with various decoration pattern indicated by Table 3.4(Excavation No.a. 6183; b.6183;c.6198; d.HF44;e.HF13;f.6165; g.6183; h.6161; i.6181;j.HF7; k.6168; l.6161;m.6183;n.6183; o.6196;p.6161;q.6183;r.JE1685;s.6165;t.6165;u.6165;v.JE1428;w.6165;x.6165)

3.2.9 Rim Sherds

These categories of sherds include any kind of rim which are not associated with or difficult to assign to any diagnosed pottery forms discussed in this study. These rim sherds cover four percent (n=86) of the collection of which 61 % (n=52) are without any decoration. The common

decoration patterns visible on the rest of these rim sherds are grooved parallel lines, both vertical and horizontal. Other decoration patterns include incised parallel, zigzag, crossed, and wavy lines. V-shaped parallel lines are observed on 8 rim sherds. Finally, impressed dots and lines as well as clay ball applique on the rim top and exterior body form the decoration pattern of the 6 rim sherds.

3.2.10 Others

This category represents 2 percent (n=42) of the general collection and includes 8 tools, 2 fragments of human skeleton, 16 ornaments, 3 spouts, 1 brazier, 1 strainer, 1 foot washer, and 7 imported pottery fragments.

3.2.10.1 Tools

In this collection, there are 8 tools which are composed of metal, stone quartzes, and modeled clay. The shape and function of these tools vary from a needle to a sickle. The needle is a bronze with green color and two holes at one end. The sickle is black in color which is similar with modern sickles used in Ethiopia (see photo 3.43). Stone tools include 3 spherical shapes with different sizes and colors, one larger and black, the second of white and smaller, the third being the smallest with a red color (see photo 3.44). However, the rest two flat metal fragments with green color and other small stamp like structures are not hundred percent defined.




Photo 3. 43 a) (Excavation No.JE 1374) needle b) (Excavation No.JE 1831) sickle



Photo 3.44 spherical shape stone tools (Excavation No.a.MA16; b.MA18; c.MA18)

3.2.10.2 Ornaments

In this category, four bronze ornaments are identified: two earrings, two very beautiful small crosses, two bells, and two bracelets etc.




Photo3.45 Bronze ornaments (Excavation No.a.JE 1514; b.JE1372; c.JE1382; d.JE1383; e.JE1379; f.JE1371; g.JE1386)

3.2.10. 3 Spouts, basins, brazier and foot washer

As shown in the following photos (see photo 3.46), the collection only contains three spouts. Among these spouts, only the first two have some parts of the parent body and the third only has the spout part. All of them have similar shape and size with modern kettle spout. The collection includes three basin fragments which have thick body without decoration: a big coil handle, a rim of thick everted rim, and a big waist of basin. In addition, the collection includes a strainer fragment with three holes, a fragment of brazier, and a fragment of foot washer decorated by zigzag parallel lines. All of the items in this category are made from a red clay soil with sand particles.



Photo 3.46 (a, b, c) (Excavation No.6165;b.6198;c.6177) are spouts; (d ,e, f) (Excavation No.d.6171;e.6238;f.6177) are handle , rim and waist of basin; (g) (Excavation No.6199) is fragment of strainer; (h) (Excavation No.MA6) is fragment of brazier ; (i) (Excavation No.6177) is fragment of foot washer.

3.2.10 .4 Human Debris

In this collection, two human debris are identified from two different bags: one bag contains the skull of a human being with a reddish color and the second bag has a human skeleton with a fragment of skull, mandible with teeth, rib, femur, tibia, fibula and other small bone fragments. The color found in the second bag is darker that the human debris found in the first bag which could possibly indicate the nature of the soil where they were buried.

3.2.10. 5 Imported

From the general collection, there are 7 sherds which, according to Andrea Manzo, do not seem to have a local origin. They are completely different from the indigenous sherds in the collection because of the unique nature of their fabric and decorations. These sherds comprise of 5 body, 1 base and 1 handle. All of them are made from white clay soil and sand particle inclusions, except two body sherds which have red interior. The interior and the exterior of the body and the base are decorated with horizontal grooved lines and they are well burnished. The handle is very large and coiled and has incised line or herringbone decoration patterns just below the handle.




Photo 3.47 imported a) (Excavation No.6181) handle; b) (Excavation No.6183) rim of Amphora; c) (Excavation No.6173) base; d& e) (Excavation No.6173) body.

3.2.11 unidentified

From the general collection 5% (n=94) are unidentified clay objects. In this collection, around 39 are without any decoration; the rest are decorated with impressed dots, grooved V-shaped lines, and incised lines and dots. Most of them are made from clay with two blue and white glass and four marble fragments. Some of these unidentified clay objects bear unique features which are not found on any objects excavated or studies conducted in the region. Some of these objects are shown in the following photos.



Photo 3.48 some of the unidentified objects (Excavation No.a.6198; b.6198; c.6198; d.6200; e.6198)

CHAPTER FOUR

4. Discussion and Conclusion

4.1. Discussion

Introduction

Chapter three provides a more detailed description of the classification of Hawelti-Melazo collection and here brief summary is presented.

Figurines: meaning and interpretation

Generally, there are 1070 figurines in the collection which comprises 52% Of the general collection where 3% are human figurines and 9% are animal figurines. From the diagnosed human figurines, 10 (56%) are females and 2 (11%) are males and the rest 6(33%) are unidentified. The identification of their gender was based on major attributes like hair styles, breasts, buttocks, obesity, closing and accouterments (pendants). Since gender is an important feature to understand the relationships and purposes that figurines had to their creators and users, the maker of these figurines used cultural distinction of gender than biological distinction of sex (Feagans 2013). Female figurine attributes are clearly visible on the seated female statue found on the Hawelti-Melazo site which is displayed at the permanent exhibition of ARCCCH. As cited by Finneran (2008) Drewes, fragments of similar statue was also found at Addi Galmo, near Mekele in association with small votive alters. J.Prienne cited by (ibid) who conducted archaeological survey in Hawelti and its surroundings, suggested that different kinds of figurines were used for ritual purposes and their creation could be determined by the users of the figurines i.e. crude figurines might be for lower classes whereas well-made female deities could be for elites.

De Contenson (1959), who made the excavation in Hawelti-Melazo, argued that the site was a sanctuary area for the god of the Sabeans Almaqh between 5th and 4th centuries BC; it was the pre-Aksumite site as well. He further suggested that the farmers of the area may have used the site to present offerings to secure their crop, livestock, strengthen their home, and fertility of their family. Wolf and Nowotnick (2010) also supported the argument that the Sabeans

influenced the area after uncovering almost similar Almaqah temple in Meqaber Ga'ewa near Wuqro.

The animal figurines represent both domestic and wild animals. Cow and oxen are more represented in domestic category, whereas other mammals, birds and reptiles are represented under wild category. The presence of the domestic animals may indicate the beginning of domestication of animals which could indirectly indicate the beginning of settled farming. In this collection, there are both humped (folded crest) and humpless oxen with yoke which may have been used for traditional farming, currently practiced in the region (Phillipson 2003). According to Finneran (2008), humpless cattle in the highlands may have existed from an earlier to the recent history of the region. Humped cattle, on the other hand, are still the dominant species in the region. According to Tekele (1997), both humped and hump less oxen figurines were common in Aksumite sites around the third century AD.

The presence of different wild animals in the collection may also indicate the symbolic significance of these wild animals to the people of the then Hawelti-Melazo and could indirectly show the extent of the vegetation cover of the area. According to Michels (2005), the presence of extensive woods and forests in the past, which is clearly visible in many church compounds today, may have accommodated various wild animals. That could probably be why various forms of wild animal figurines, ranging from the larger ones such as cheetah, Leopard and boar to smaller ones such as tortoises and birds, are represented in this collection.

Pottery: Meaning and interpretation

Previous studies conducted in the area show that the Hawelti-Melazo site is a pre-Aksumite sanctuary. However, from the collection included in this study it is possible to conclude that the site covers both pre-Aksumite and Aksumite phases: the collection includes potteries which are the products of the pre-Aksumite, proto-Aksumite and Aksumite era.

For the purpose of our discussion, we will use some ceramic development phases of the above eras identified by R. Fattovich (2010). He first identified three phases of the Pre-Aksumite ceramics development (early, middle, and late). The early Pre-Aksumite phase (c.1000\900-800\700 BC), is characterized by red-orange bowls and jars , red-orange bowls with a gray rim, light orange 'amphorae' jars, and dark red jars and 'bottles.' The Middle Pre-Aksumite phase

(c.700\600-400 BC) is characterized by red-orange bowls and jars (sometimes with a grey rim), dark red jars with long neck, black topped bowls and basins, light orange jars, and brown jars; and the Late Pre-Aksumite phase(c.400\300 BC) is characterized by red-orange bowls and red – brick jars with a cylindrical neck.

Fattovich also identified five phases of Aksumite ceramics development: The first or the Proto-Aksumite phase (c.400-50BC) is characterized by red-orange cups, bowls and rounded basins with a ledge rim. The second or the Early Aksumite phase (c.50BC –AD 150) is characterized by orange basins with a ledge rim and foot-rings, foot washing basins, square basins with architectural decorations, globular jars with a high neck, small bowls with foot-rings and a ledge rim, and cups with a small vertical strap handle (sometime decorated with vertical corrugations on the whole surface of bowls and jars). The third or the Classic Aksumite phase(c.AD 150-400\450), is characterized by round basins with a ledge rim and foot-rings .globular jars with high neck , small bowls with foot-rings and a ledge rim, often decorated with vertical corrugations alternating with bands of incised diamonds. The fourth or the Middle Aksumite phase (c.AD 400/450-550) is characterized by cups with a ledge rim, open bowls and basins, sometime decorated with a cross. The final or the Late Aksumite phase (c.AD 550-700) is characterized by well fired, pink ware, decorated with crosses.

On the other hand, Phillipson (2000) defined the nature of a pre-Aksumite pottery as a black topped red ware (BTRW) by which its major distinctive attributes are exterior rim, with the upper body and the interior fired black, but most of the exterior fired red. Although their manufacture and firing are a high standard, they were made without the use of potter's wheel. The items shown in photo 3.23 are good examples of such potteries seen in the Hawleti-Melazo collection. For example, the bowls shown on photos 3.21, 3.22 are from a Pre- Aksumite era without decorations which is the basic characteristic of a habitation site. Hence, it is possible to conclude that Hawelti-Melazo was not only a sanctuary but also a habitation site since the bowls referenced above have similar correspondence with a study by Fattovich (1980) on Pre-Aksumite ceramics.

Phillipson (2000) further discussed the presence of beakers, goblets, chalices and footed bowls at Hawelti-Melazo, which may strongly support the idea that Hawelti-Melazo was a religious site. The footed cup or goblet shown on photo 3.3 is a good example. Another strong indicator which supports the idea that Hawelti-Melazo was a religious site is the presence of incense burners, if they especially are larger in size and number in a given deposit area since these incense burners are not regular household items. In the Hawelti-Melazo collection, fifty diagnosed incense burners and covers are identified. Incense burners, shown in photo 3.35 and 3.36, are similar with incense burners recovered from the temple of Wuqro. According to Wolf & Nowotnic (2010), the incense burners shown from the Hawelti-Melazo (see photo 3.35 and 3.36) are similar to the incense burners of Wuqro (see figure 9/c and 9/b, Wolf & Nowotnic 2010) which are believed to be from the 5th to 2nd century BC. The miniature incense burners (see photo 3.35) also correspond with the Grat Be'al Gebri pottery collection (see figure 9, Gerlach (2013)).

In addition to the Pre-Aksumite collection, there are also pottery products which directly correspond with the Proto-Aksumite phase of development. These include the bowl rim that bear a snake-like structure applied on the top of the rim (see photo 3.25a & b), and cups with flat base (see photo 3.31). Some rim sherds and cups (see photo 3.25 (a) and (b) and photo 3.31) have similar features with some bowl fragments and cups from a Proto-Aksumite era (see figure 1g, 4f and 5a, Andrea Manzo (2003)). Hence, it is possible that Hawelti-Melazo was occupied during the Proto-Aksumite period.

This collection also exhibits a settlement which could have continued during and after the rise of Aksumite state with its center 10km north of Hawelti-Melazo which could be supported by the presence of Aksumite era ceramics in the collection. The distinctive features of the Aksumite 1 or Early Aksumites include deep vertical grooves covering the whole surface of the vessels. These features are also common among the Hawelti-Melazo collection. For example, there are 16 sherds with vertically grooved surfaces and bowls with grooved crossed lines on the top of the rim. Bowl fragment shown in photo 3.24 (a) has similar features with Rad Aksumite type identified by Wilding in Munro-Hay (1989) (see figure 16.39) and its dentilated rim is also similar with the bowl rim identified by Phillip's work in Phillipson (2000) (see figure 45f).

The bowl collections that bear painted, stamped or engraved cross motifs (see Photo 3.27 (a) and (b) and photo 3.28 (a)(b) and (c)) could also be compared to bowls with similar features from

the Middle and Late Aksumite types (see Wilding 1989, fig.16,70; Phillips 2000 ,fig.45 (a), (b) and (c); Wilding 1989, fig.16.366 and 367; fig.16.393) which could further be compared to the Byzantine vessels which were most likely used in Christian services. According to Manzo(2003),this kind of cross motifs are found on Nubian Christian pottery and Middle Aksumite phase marked the beginning of changes in religious ideology (from paganism to Christianity) and the production of cross bear pottery could indirectly indicate Christianity gradually become the religion of the common people as well (Manzo 2003).

The Hawelti-Melazo collection also includes jars and pots of both pre-Aksumite and Aksumite phases. The Jars identified in photo 3.40 (c) and (d) and the pots identified in photo 3.41 are similar in shape with jars and pots from the Pre-Aksumite phase (see TAVOLA XVIII 6, XIII 9 and XXXVI 10 (Fattovich 1980)). In addition, Jars modeled in human head (see photo 3.39) have similar features to jars from the Aksumite era specifically to the Classic Aksumite times (Wilding 1989, fig.283-289; Manzo (2003), fig 9.2.1).

There are also parallels to the tools and ornaments from the Hawelti-Melazo collection also from the Aksumite era. For example, a similar item to the bronze needle shown in photo 3.43 (a) was found at Aksum (Munro-Hay 1989, fig.15. 202-203), although the Aksumite type has only one hole compared to the needle from Hawelti-Melazo with two holes. The stone tools in photo 3.44 (a), (b) and c also resemble to the grinding stone from Aksum (Phillipson 2000, fig.304), which could be assumed that all of these stone tools could have been used for the preparation of food, cosmetics, medicine, and paint, similar to the grinding stone from Aksum.

Similarly, the ornaments such as earrings (see photo 3.45 (a)and (b)), crosses (see photo 3.45 (c)), bracelets (see photo 3.45 (f)and (g)) slightly resembles to the ornaments from the Aksumite era: the earrings have parallels from the Brick Archives shaft B of Aksum dating to the third or early fourth century AD (Munro-Hay 1989, fig, 15 .10), the crosses have parallels to Aksumite crosses dating to the fourth century AD (ibid, fig.15.251-252), and the bracelets slightly resemble to the Aksumite bracelets dating to the mid- fourth and mid-fifth century AD respectively (ibid, fig. 15.82-84; fig.15.66). The presence of these ornaments in addition to the two human skeletons discussed in 3.2.10.4 may indicate the burial site and the settlements could have been used by both the ruling elite and the common people.

It is possible to assume that the Hawelti-Melazo collection includes potsherds from all pre-Aksumite, proto-Aksumite, and Aksumite phases based on the mere presence of potsherds with and without decorations. On the one hand, the presence of around 53 plain potsherds without any decoration among the Hawelti-Melazo collection puts the site in parallel with Pre-Aksumite and Proto-Aksumite phases since pottery decorations were rare in those phases (Fottovich (1980) and Barad et.al (2014)). On the other hand, the presence of decorated potsherds with decoration patterns similar to the decoration patterns associated with the Aksumite phase (from early to post), such as grooved vertical lines alternatively with bands of impressed dots, incised lines with bands of impressed dots, stamped and painted crosses as well as applied lines and figures, could make the argument that the Hawelti-Melazo site was also occupied during the Aksumite phase possibly valid.

The other issue raised in this study is that if any of the potsherds from the Hawelti-Melazo site constitute imported pottery products. As shown in photo 3.47, there are seven potsherds which are believed to be imported. These pottery products have handle, rim, base and body and they are easily recognizable by their distinctive fabric and wheel manufacture. According to Manzo, their source might have been the Mediterranean world. Similar amphorae fragments were also found at the Aksum site. For example, the fragments in photo 3.47 (b) and (d) have parallels from the Aksum site (see Zazzaro et alii 014, fig 28, 29). The presence of these imported vessels in this collection indicates the site's interaction with the outside world. Such interactions could have been made independently or under the supervision of Aksumite rulers. This also makes the Hawelti-Melazo pottery collection both locally made as well as imported.

As we discussed above, the raw material composition of the locally made Hawelti-Melazo pottery collection is the locally available clay soil. Most of the pottery collections are made from reddish clay soil followed by grayish and black as well as sand particles except a single deformed human head (see photo 3.8) which is made from locally available white limestone. According to Tekele (1997), clay soil for pottery production is abundant around Aksum and its vicinity such as Addi Gatia and Addi Maekenu in Addi Tsehaffi where clay for potting is currently dug.

4.2. Conclusion

From the collection of Hawelti-Melazo, we could safely assume that the site was both pre-Aksumite and Aksumite. The different figurines considered in this study also support that the inhabitants could possibly be from the upper strata and the common people. The common people mainly comprise farmers, potters and religious leader which indirectly indicate that the site could have been both a settlement and a sanctuary. The presence of various forms of potteries, tools (both metal and stone), and burials support the assumption that Hawelti-Melazo could have been a settlement site. For example, the existence of bronze bracelets and earrings, human skeleton, wall structures and stela supports the existence of burial sites. On the other hand, the existence of female human figurines, animal figurines, temple, ceremonial potteries like incense burners, goblets support the idea that Hawelti-Melazo was a sanctuary site. Finally based the comparisons made in this study, we can conclude that the Hawelti-Melazo ceramic technology has direct and indirect parallels with the Aksum, Wuqro, Yeha, Adulis, Nubian, Mediterranean world and the Byzantine vessels.

Bibliography

- Agazi, N.2001. The Holocene Prehistoric Archaeology of the Temben Region, North Ethiopia. Ph.D. Dissertation, University of Florida.
- Alemseged.B.2010. Analysis of the regional dimensions of the Aqordat ceramics, Eritrea.*In NyameAkuma.V.73.*
- Anfray, F. 1968. Aspects de l'archéologieéthiopienne.*Journal of African History*, 9, 345–366.
- _____ 1981.*The Civilization of Aksum from the first to the seventh century*, in G.Mokhear (ed.), *General History of Africa: Ancient Civilization of Africa*, Vol.2 (London):203-213.
- Asfawossen A. 2002. The Rock-Hewn Churches of Tigray Northern Ethiopia: A Geological Perspective.*Geo-Archaeology*, 17, 649-662.
- Ashmore, W. and Sharer, J. 2000.*Discovering our past: A Brief Introduction to Archaeology*. California: Mayfield Publishing Company, Mountain view,. 294-305
- Braun P. 1989. Why Decorate a Pot? Midwestern Household Pottery, 200B.C-A.D .60.*Journal of Anthropological Archaeology*, University of Arizona.
- Butzer, K.1981.Rise and Fall of Axum, Ethiopia: A Geoarchaeological Interpretation. *American Antiquity*, 46(3):471-495.
- Buys, S. and Oakley, V.1993.*Conservation and Restoration of Ceramics*, Butterworth Heinemann, London.
- Chiari, P.2009. A Comprehensive Guide to Aksum and Yeha. Arada Books, Addis Ababa. Ethiopia. Pp.230

Child, G. 1936. *Man Makes Himself*. *New Thinker's Library*.

<http://www.public.asu.edu/~mesmith9/1-CompleteSet/MES-09-Childe-TPR.pdf>

Curtis, M. C. (2005). *Archaeological Investigations in the Greater Asmara Area: A Regional Approach in the Central Highlands of Eritrea*. PhD dissertation, University of Florida.

De Contenson, H. (1963). Les fouilles à Haoulti en 1959—Rapport préliminaire. *Annales d'Éthiopie*, 5, 41–86.

De Contenson, H. (1981). *Pre-Aksumite culture*. In G. Mokhtar (Ed.), *UNESCO general history of Africa*, vol. 2 (pp. 341–361). London: Heinemann.

Dombrowski, J. 1970. Preliminary Report on the Excavations in Lalibela and Natchabiet Caves, Begemeder. *Annales d'Éthiopie*, 8: 21-29.

Fagan, M. 2004. *People of the Earth: An introduction to World Prehistory*. (11th ed.) .University of California, New Jersey.

Feagans .C. 2013. *A Study of Anthropomorphic Figurines in the Neolithic of Southwest Asia and Southeastern Europe*. Master's Thesis. University of Texas, Arlington.

Rice, M. 1991. *Journal of Archaeological Methods and Theory* .Vol.6, No,1(Marc., 1999), PP.1-54.

Fattovich, R. 1980. *Materiali per lo studio dellaceramica pre-Aksumita Etiopica*. Naples: Istituto Universitario Orientale.

_____ 1990. Remarks on the Pre-Aksumite period in northern Ethiopia. *Journal of Ethiopian Studies*, 23, 1–33.

Fattovich, R. et al. 2000. *The Aksum Archaeological Area: A Preliminary Assessment*. Napoli: Istituto Universitario Orientale.

Fattovich, R. 2010. The Development of Ancient States in the Northern Horn of Africa 3000BC-AD 1000. An Archaeological outline .*Springer*, 145-175

- Finneran, N. 2007. *The Archaeology of Ethiopia*. London: Routledge.
- Friis et al 2011: Atlas of the potential vegetation of Ethiopia. Addis Ababa University and Shama Books, Addis Ababa.
- Gerlach, J. 2013. Cultural Contacts between South Arabia and Tigray (Ethiopia) during the early 1st Millennium BC. Results of the Ethiopian German Cooperation Project in Yeha. *Ernst Wasmuth Verlag Tübingen*, Berlin.
- Haaland, R. 1995. Sedentism Cultivation and Plant Domestication in the Holocene Middle Nile Region. *Journal of Field Archaeology* 22, 157-173.
- Habtamu, T. 2010. *Archaeological Survey in Southern Wollo: Ketetiya and its Environs*. Master's Thesis, Addis Ababa University. Addis Ababa
- Kürschner, H. & R. Neef (2012): A collection of bryophytes from the Tigray province, N Ethiopia and first evidence for a *Syntrichionlaevipilae Ochsner 1928* community in xerotropical Africa – *Nova Hedwigia* xx: xxx-xxx.
- _____ (n.d), The Arboreal Flora and Vegetation of Yeha (Tigrean Plateau, N. Ethiopia)-With Some Remarks on the Natural Resources and Flora History, *Deutsches Archaeologisches Institute*. Berlin.
- Last, G. (2009): The geology and soils of Ethiopia and Eritrea. *In: Ach, J. & J. Atkins* (eds.): *Birds of Ethiopia and Eritrea. An atlas of distribution*, pp. 25-26. - London.
- Marshall, F. and Hildebrand, L. 2002. Cattle before Crops: The Beginning of Food Production in Africa. *In Journal of World Prehistory* 16:100-135.
- Manzo, A. 2003, "Note sulla più antica fase archeologica aksumita", *RSE* n's. 2, pp. 37–50.
- _____ 2003. "Skeuomorphism in Aksumite pottery? Remarks on the origins and meanings of some ceramic types. *Aethiopia* 6: 7–46

- _____2009. Capra nubiana in berbere sauce?—A constructionist approach to pre-Aksumite art. *African Archaeological Review*, 26
- Matenga, E.1993.Archaeological Figurines from Zimbabwe, *Studies in African Archaeology*. Ph.D. Dissertation. Uppsala University, Sweden.
- Mesert, B. 2013. Typology and interpretation of the Matera Pottery Collections at National Museum of Ethiopia.(Unpublished BA thesis), Addis Ababa University, Addis Ababa.
- Michels, J. W. (2005). Changing settlement patterns in the Aksum-Yeha region of Ethiopia, 700B–AD 850. Oxford: *Archaeopress*
- Munro-Hay, S. 1989. *Excavation at Aksum*. London: British Institute in East Africa.
- _____. 1991. *Aksum: An African Civilization of Late Antiquity*. Edinburgh: Edinburgh University Press.
- National Atlas of Ethiopia. 1988. National Atlas of Ethiopia. Addis Ababa.
- Nigussie, G. 2015. Creating Walkable Environment for Axum City to Encourage Tourist Mobility: The Case of Axum old settlement. Master’s Thesis. Addis Ababa University. Addis Ababa.
- Phillips, J. 1997. Punt and Aksum: Egypt and the Horn of Africa. In *Journal of African History*, Cambridge University Press, 38: 423-457.
- _____ 2000a. “Pottery and Other Clay Objects”, in D.W. Phillipson (ed), *Archaeology at Aksum, Ethiopia, 1993-7*. London: The British Institute in Eastern Africa, Vol. I: 55-77.
- _____. 2000b. “Pottery”, in D.W. Phillipson (ed), *Archaeology at Aksum, Ethiopia, 1993-7*. London: The British Institute in Eastern Africa, Vol.I: 194-196.
- _____. 2000c. “Pottery and Other Clay Objects”, in D.W. Phillipson (ed), *Archaeology at Aksum, Ethiopia, 1993-7*. London: The British Institute in Eastern Africa, Vol. I: 205- 212.

- _____. 2000d. "Pottery and Other Clay Objects", in D.W. Phillipson (ed), *Archaeology at Aksum, Ethiopia, 1993-7*. London: The British Institute in Eastern Africa, Vol. II: 303-337.
- _____. 2000e. "Pottery and Other Clay Objects", in D.W. Phillipson (ed), *Archaeology at Aksum, Ethiopia, 1993-7*. London: The British Institute in Eastern Africa, Vol. II: 389-399.
- _____. 2000f. "Classical Aksumite Pottery: Surface Treatment and Decoration", in D.W. Phillipson(ed), *Archaeology at Aksum, Ethiopia, 1993-7*. London: The British Institute in Eastern Africa, Vol. II:
- Phillipson, D.W. et al. 1996: B.I.E.A. excavations at Aksum, Northern Ethiopia, 1995, *Azania: Archaeological Research in Africa*, 31:1, 99-147
- Phillipson, D. 1998. *Ancient Ethiopia: Aksum: its antecedents and successors*: London: British
- Phillipson, L. 2000. Aksumite lithic industries. *African Archaeological Review*, 17(2): 49-63
- Prehistoric Ceramic Research Group, 2010. *General Policies and Guidelines for Analyses and Publications*, (3rded).
[http://www.pcr.org.uk/News_pages/PCRG%20Gudielines%203rd%20Edition%20\(2010\).pdf](http://www.pcr.org.uk/News_pages/PCRG%20Gudielines%203rd%20Edition%20(2010).pdf)
- Renfrew, C and Bahn, P. 2000. *Archaeology: theories, method and practices*. London. Thomas and Hudson Press (3rde.d).
- Sadig, M. 2010. The Neolithic of the Middle Nile Region: An Archeology of Central Sudan and Nubia. *Fountain Publishers*. Kampala.
- Saxena G.N. and Assefa G. 1973. New evidence on the age of the glacial rocks of northern Ethiopia. *Geol. Mag.*, 120, 549-554.

- Schmidt R.P. and Matthew C.C. 2001. Urban precursors in the Horn: early 1st millennium BC communities in Eritrea, *Antiquity* 75: 849-59.
- Shepard, A. 1985. *Ceramic for the archaeologist*, Carnegie Institution of Washington, Washington D.C
- Tagel , G. and Veen, A, 2013. Assessing the Evidence of Climate Variability in the Northern Part of Ethiopia. *Journal of Development and Agricultural Economics* vol.5 (3).pp.104-119.
- Tarekegn, T. 1997 .The Geology of Aksum Area, Ethiopian Institute of Geological survey, Memoir No.9
- Tekle, H. 1997. Aksumite sites in Tigray Ethiopia the significance of their distribution Master's Thesis. University of Cambridge.
- Tilahun ,A. (2013). An Ethno archaeological Study of Pottery Making Communities in Hintalo Wajirat ,South Eastern Tigray (Unpublished BA thesis). Addis Ababa University, Addis Ababa
- Wilding, R. F., (with contributions by S.C. Munro-Hay). 1989. "The Pottery" in S.C. Munro-Hay, Excavation at Aksum. *Memories of the British Institute in East Africa*, London, No. 10: 235-316.
- Wolf, P. & Nowotnick, U. 2010 "The Almaqah Temple of Mäqabər Ga'əwa near Wukro (Tigray, Ethiopia)," *Proceedings of the Seminar for Arabian Studies*, 40: 363-376.

Internet Sources

<http://reliefweb.int/map/ethiopia/ethiopia-tigray-region-administrative-boundaries>,

<http://www.ancient.eu/punt>

<https://en.wikipedia.org/wiki/Mesolithic>.

Appendix: Hawelti- Melazo collection in the Historical Storeroom of Authority for Research and Conservation of Cultural Heritage (ARCCH).

TABLE OF CONTENTS

1. HAULTIO 59, TRENCH XX-XXI, 37	I
2. MELAZO 1378	VIII
3. 1300-1399	IX
4. 1400-1499	XI
5. 1500-1599	XV
6. 1600-1699	XXII
7. 1700-1799	XXVI
8. 1800-1899	XXXI
9. HAULTI ,6152	XXXVII
10.HAULTI 59, FRAGMENTS OF FIGURINES ANIMALS, NON-INVENTORIES, TRENCHEE XXL-XXIV , 6153	XL
11.HAWULTI, 6154	LII
12.HAULTI 59, TRENCH XX.XXI, 6155	LIV
13.HAULTI 59 ,TRENCHEE XXLL,6156	LVI
15.HAULTI TR .XXII TESSONS NON ORNAMENTS ,6159	LVIII
16.HAULTI 59, TRENCH VIII, 6160	LVIII
17.HAULTI 59, TRENCHES XI-XII , 6161	LXI
18.HAULTI 59, TRENCH XXLL, 6163	LXV
19.6164	LXVI
20.HAULTI , TRANCHEE EXTERIEURE X (EXTERIOR TRENCH NUMBER 10), POTERIE TYPE AXUM I (POTTERY TYPE AXUM I) , HAU.6165	LXX
21.HAULTI 59 ,TRENCHEE XVI-XIX ,POTERIE NON AXOUMITE ,6166	LXXXIV
22.HAULTI 59,TRENCHES XXVI-XXX, GROS FRAGMENTS FIGURINE ,NON INVENTORIES, 6167	LXXXV

23.HAULTI 59,TRENCH XXV, FRAGMENTS WITH TYPE AKSUMITE 1,6168	LXXXVI
24.HAULTI 6169	LXXXVIII
26.HAULTI 6173	XCI
28.HAULTI 59 ,TRENCHEE VIII,POTERIES ACAMITES , 6177	XCIII
29.HAULTI 6181	CII
30.HAULTI 59,TRENCHIE XLIII,XV ,POTERIE TYPE AN AXUMITE, 6183	CIV
31.HAULTI 59,TRENCH,XXII,6186	CVIII
32.HAULTI 59, TRENCH XX-XXI 6187	CIX
33.HAULTI FIGURINES DE SPHINX, 6188.....	CXI
34.HAULTI 59, FRAGMENTS FIGURINE NON INVENTOTIRS TRENCH XX-XXI, 6190	CXIII
35.HAULTI, 6194,SPHINX FRAGMENTS OF OCECCLES OF SPHINX ,TRENCH XX-XXI	CXVI
36.HAULTI 59, POT. NONE POLIE TYPE YEHA ,6196	CXXI
37.HAULTI ,6198	CXXIII
38.HAULTI 59, TRENCH XI – XII, 6199	CXXV
39.HAULTI 59, TRENCH XVI, XVII, XVIII, XIX,6200	CXXXIV
40.MELAZO GOBOCHELA TERTRE A 3,IV-56 11-30, 6225.....	CXXXIV
41.MELAZO TRENCH A, GOBOCHELA 2, IV-56 9:05, POLINI EIOUS OF SURFACE, 6226	CXXXV
42.GOBOCHELA 3IV 56 , FUND DE LA SALE A ,DEBRIS HUMAINS ,MELAZO 6228	CXXXVI
43.MELAZO GOBOCHELA 3IV ,TRENCH A 3IV 56 11.30, 6231	CXXXVI
44.MELAZO TRENCH A, GEBOCHELA ,4.IV .54 , NIVEAU ASSEZ PROCHE DE LA SURFACE A L'O ST DU MUR DE LA SALE (ESPACE B),6233	CXXXVI
45.MELAZO GOBOCHELA ,6234.....	CXXXVII
46.MELAZO, 6235	CXXXVIII
47.MELAZO TERTRE A GOBECHALA 2IV 56, 6238	CXXXVIII
48.JE 207 HAULTI, GOBECHALA	CXXXIX

49.HAULTI 1671, 1672 SMALL STATUE OF (1551), 1680 FRANK OF A SMALL STATUE, 1692 SMALL STATUE ON DISPLAY, 1709-EDGE OF A LARGE BOWL MISSING, FRAGMENTS OF JE 1630, HAULTI A.CXXXIX

50.HAULTI 59, TRENCH, XXII, HAULTI B. CXL

51.HAULTI C, CXLI

52.HAULTI D, CXLII

53.HAWLTI ECXLIV

54.HAULTI 59,TRENCH XIV-XXV,NON- AXOUMITE OR PRE- AXOUMITE POTTRIES ,HAULTI F CXLVIII

56.MELAZO TERTRE A,1954,GOBOCHELA ,4IV54 EU MEETIVICET DIVIE, DAUS UN NIVEAU ASSEZ,MOCHE DE LA SURFACE AL'OUEST DU HWN DE LA ZALLE A(ESPACE B) ,MELAZO A CLV

Cm: centimeter mm: millimeter

D: diameter No: number

H: height W: width

1. HAULTIO 59, TRENCH XX-XXI, 37

No.	Inventory No.	Size (H XWXD)cm	Weight (gram)	Thickness (mm)	material	Decoration techniques	Decoration pattern	description	Photo No.	Remark
1	37/1	3x2	22	19.92	Grayish clay soil and sand particles			Figurine fragment		
2	37/2	2.5x2.5	17	17.41	Grayish clay soil and sand particles			Figurine fragment		
3	37/3	3x3	36	24.75	Grayish clay soil and sand particles			Figurine fragment		
4	37/4	4x3	21	23.63	Grayish clay soil and sand particles			Figurine fragment		
5	37/5	4x1	9	11.59	Grayish clay soil and sand particles			Figurine fragment		
6	37/6	2.5x1.5	9	16.37	Grayish clay soil and sand particles			Figurine fragment		
7	37/7	4x3	17	15.29	Grayish clay soil and sand particles			Figurine fragment		
8	37/8	5x2.5	25	15.36	Grayish clay soil and sand particles			Figurine fragment		
9	37/9	4x2.5	15	15.53	Grayish clay soil and sand particles			Figurine fragment		
10	37/10	3x1.5	12	18.11	Grayish clay soil and sand particles			Figurine fragment		
11	37/11	4x3	22	18.10	Grayish clay soil and sand particles			Figurine fragment		
12	37/12	4x3.5	33	14.67	Grayish clay soil and			Figurine fragment		

					sand particles					
13	37/13	4x3.5	32	17.00	Grayish clay soil and sand particles			Figurine fragment		
14	37/14	4x3	39	18.47	Grayish clay soil and sand particles			Figurine fragment		
15	37/15	4x2	27	25.64	Grayish clay soil and sand particles			Figurine fragment		
16	37/16	5x2.5	34	22.02	Grayish clay soil and sand particles			Figurine fragment		
17	37/17	4x3.5	33	20.38	Grayish clay soil and sand particles			Figurine fragment		
18	37/18	8x7.5	92	19.17	Grayish clay soil and sand particles			Figurine fragment		
19	37/19	4x3	44	24.86	Grayish clay soil and sand particles			Figurine fragment		
20	37/20	2x1.5	16	24.03	Grayish clay soil and sand particles			Figurine fragment		
21	37/21	5x3.5	24	18.67	Grayish clay soil and sand particles			Figurine fragment		
22	37/22	3x2	16	16.76	Grayish clay soil and sand particles			Figurine fragment		
23	37/23	3x3	17	16.61	Grayish clay soil and sand particles			Figurine fragment		
24	37/24	3x2	17	18.74	Grayish clay soil and sand particles			Figurine fragment		
25	37/25	4x1.5	23	21.25	Grayish clay soil and			Figurine fragment		

					sand particles					
26	37/26	3x2	17	15.30	Grayish clay soil and sand particles			Figurine fragment		
27	37/27	4x2	21	17.72	Grayish clay soil and sand particles			Figurine fragment		
28	37/28	3x1	20	16.58	Grayish clay soil and sand particles			Figurine fragment		
29	37/29	5x2	28	16.19	Grayish clay soil and sand particles			Figurine fragment		
30	37/30	4x3	20	21.63	Grayish clay soil and sand particles			Figurine fragment		
31	37/31	3x2	26	23.71	Grayish clay soil and sand particles			Figurine fragment		
32	37/32	4x2	19	17.64	Grayish clay soil and sand particles			Figurine fragment		
33	37/33	5x4	56	24.30	Grayish clay soil and sand particles			Figurine fragment		
34	37/34	8x1.5	35	19.32	Grayish clay soil and sand particles			Figurine fragment		
35	37/35	10x5	112	22.59	Grayish clay soil and sand particles			Figurine fragment		
36	37/36	8x5	59	18.46	Grayish clay soil and sand particles			Figurine fragment		
37	37/37	4.5x2.5	14	13.97	Grayish clay soil and sand particles			Figurine fragment		
38	37/38	2x2	13	15.60	Grayish clay soil and			Figurine fragment		

					sand particles					
39	37/39	2.5x2.5	7	13.87	Grayish clay soil and sand particles			Figurine fragment		
40	37/40	3.5x1.5	11	16.22	Grayish clay soil and sand particles			Figurine fragment		
41	37/41	3x2	14	18.21	Grayish clay soil and sand particles			Figurine fragment		
42	37/42	5x3	19	18.09	Grayish clay soil and sand particles			Figurine fragment		
43	37/43	6x2	17	18.22	Grayish clay soil and sand particles			Figurine fragment		
44	37/44	4.5x2.5	19	17.41	Grayish clay soil and sand particles			Figurine fragment		
45	37/45	5x2.5	23	19.60	Grayish clay soil and sand particles			Figurine fragment		
46	37/46	4x2.5	19	18.40	Grayish clay soil and sand particles			Figurine fragment		
47	37/47	4.5x3	20	18.35	Grayish clay soil and sand particles			Figurine fragment		
48	37/48	2x2	6	12.84	Grayish clay soil and sand particles			Figurine fragment		
49	37/49	2.5x2	7	10.88	Grayish clay soil and sand particles			Figurine fragment		
50	37/50	3x2.5	15	18.24	Grayish clay soil and sand particles			Figurine fragment		
51	37/51	2.5x2	8	17.94	Grayish clay soil and			Figurine fragment		

					sand particles					
52	37/52	2x2	6	20.62	Grayish clay soil and sand particles			Figurine fragment		
53	37/53	2x2	9	14.57	Grayish clay soil and sand particles			Figurine fragment		
54	37/54	2.5x1	6	19.63	Grayish clay soil and sand particles			Figurine fragment		
55	37/55	2x1	4	15.62	Grayish clay soil and sand particles			Figurine fragment		
56	37/56	3x2	5	13.15	Grayish clay soil and sand particles			Figurine fragment		
57	37/57	2.5x2	3	11.16	Grayish clay soil and sand particles			Figurine fragment		
58	37/58	2.5x1.5	5	8.73	Grayish clay soil and sand particles			Figurine fragment		
59	37/59	2x1.5	6	16.31	Grayish clay soil and sand particles			Figurine fragment		
60	37/60	2x2	6	17.59	Grayish clay soil and sand particles			Figurine fragment		
61	37/61	2.5x1.5	8	25.03	Grayish clay soil and sand particles			Figurine fragment		
62	37/62	3.5x1	9	19.94	Grayish clay soil and sand particles			Figurine fragment		
63	37/63	3x2	6	13.99	Grayish clay soil and sand particles			Figurine fragment		
64	37/64	2.5x2	7	12.32	Grayish clay soil and			Figurine fragment		

					sand particles					
65	37/65	2.5x1	6	22.59	Grayish clay soil and sand particles			Figurine fragment		
66	37/66	3x1.5	7	18.48	Grayish clay soil and sand particles			Figurine fragment		
67	37/67	3x2	8	13.66	Grayish clay soil and sand particles			Figurine fragment		
68	37/68	2x1	4	17.56	Grayish clay soil and sand particles			Figurine fragment		
69	37/69	3x2	13	22.04	Grayish clay soil and sand particles			Figurine fragment		
70	37/70	3x1	4	9.92	Grayish clay soil and sand particles			Figurine fragment		
71	37/71	2x2	3	13.95	Grayish clay soil and sand particles			Figurine fragment		
72	37/72	2x1.5	3	10.62	Grayish clay soil and sand particles			Figurine fragment		
73	37/73	2x1	5	13.05	Grayish clay soil and sand particles			Figurine fragment		
74	37/74	2x1	4	20.55	Grayish clay soil and sand particles			Figurine fragment		
75	37/75	2x2	8	18.08	Grayish clay soil and sand particles			Figurine fragment		
76	37/76	3x2	8	16.87	Grayish clay soil and sand particles			Figurine fragment		
77	37/77	7x2	20	9.46	Grayish metallic			Metal fragment , 0082		

					object			look like tool		
78	37/78	1.5x1.5	3	16.17	Grayish clay soil and sand particles			Figurine fragment		
79	37/79	2x1.5	4	16.17	Grayish clay soil and sand particles			Figurine fragment		
80	37/80	2x1.5	4	14.54	Grayish clay soil and sand particles			Figurine fragment		
81	37/81	3x2	7	14.44	Grayish clay soil and sand particles			Figurine fragment		
82	37/82	2.5x2	4	6.85	Grayish clay soil and sand particles			Figurine fragment		
83	37/83	2x1.5	5	16.81	Grayish clay soil and sand particles			Figurine fragment		
84	37/84	3x1.5	4	11.10	Grayish clay soil and sand particles			Figurine fragment		
85	37/85	2x1	5	17.37	Grayish clay soil and sand particles			Figurine fragment		
86	37/86	2x1.5	3	7.86	Grayish clay soil and sand particles			Figurine fragment		
87	37/87	2x1	2	9.50	Grayish clay soil and sand particles			Figurine fragment		
88	37/88	2x1	2	9.09	Grayish clay soil and sand particles			Figurine fragment		
89	37/89	2x1	3	10.51	Grayish clay soil and sand particles			Figurine fragment		
90	37/90	2x1	3	12.43	Grayish clay soil and			Figurine fragment		

					sand particles					
91	37/91	2x1.5	3	11.91	Grayish clay soil and sand particles			Figurine fragment		
92	37/92	1x1	4	16.10	Grayish clay soil and sand particles			Figurine fragment		
93	37/93	2x1	5	13.96	Grayish clay soil and sand particles			Figurine fragment		
94	37/94	2x1	4	13.93	Grayish clay soil and sand particles			Figurine fragment		
95	37/95	2x2	4	10.80	Grayish clay soil and sand particles			Figurine fragment		
96	37/96	2x1.5	3	10.83	Grayish clay soil and sand particles			Figurine fragment		
97	37/97	1.5x2.5	3	15.23	Grayish clay soil and sand particles			Figurine fragment		
98	37/98	2x1	2	10.32	Grayish clay soil and sand particles			Figurine fragment		
99	37/99	2x1	2	6.34	Grayish clay soil and sand particles			Figurine fragment		
100	37/100	7x7	104	12.21	Reddish clay soil and sand particles			Body of a potsherd		

2. MELAZO 1378

No.	Inventory No.	Size (H XWxD)cm	Weight (gram)	Thickness (mm)	material	Decoration techniques	Decoration pattern	description	Photo No.	Remark
1	1378/1	15x8	688	31.41	White marble			White marble fragment one face is well burnished and		

								has 1.5cm wide evenly cut horizontal lines		
2	1378/2	18x7	670	31.48	White marble			White marble fragment one side is well burnished and has 1.5cm wide evenly cut horizontal lines and the opposite is crude.		
3	1378/3	11x6	435	32.23	White marble			White marble fragment one side is well burnished and the opposite side is crude		

3. 1300-1399

No.	Inventory No.	Size (H XWXD)cm	Weight (gram)	Thickness (mm)	material	Decoration techniques	Decoration pattern	description	Photo No.	Remark
1	JE 1371	3.5x3x3	5	3.36	Greenish gray metal jewelry			Hand bracelet like structure	0068	
2	JE 1372	2X1.5X	3	3.6	Greenish gray metal jewelry			Earning like structure with one end is broken	0088	
3	JE 1374	12.5X1	8	3.01	Greenish gray metal needle			Big needle with two holes on the nose for inserting string	0069	
4	JE 1376A	11X9.5X6	346	7.64	Blackish clay soil and sand particles	Incision	Incised horizontal lines around the flank and wavy incised lines on the shoulder and one	Jar like structure with rim, neck, handle, wide body .become narrow towards the base and the neck, globular shape	0106/7 /8/9	Handles are two kinds on one pot , the first one is vertical strap loop on

							grooved line on the exterior of the junction of neck and shoulder			the neck and shoulder ,the second one is solid lug on the flank of the pot
5	JE 1376 C				Blackish clay soil and sand particles			Jar like structure with rim, neck, handle and relatively wide body .become narrow towards the base and the neck, globular shape	0103/4 /5	Handle is vertical strap loop on the neck and shoulder.
6	JE 1377	4X10	762	17.06	Grayish stone	Engraving	Engraving cross like structure at the back of the base and engraved squares on the exterior part of the four sides.	Container or incense burner structure engraved stone	0070/7 1/72	
7	JE 1379	4X4	46	34.74	Greenish metal Ovoid structure			Ovoid like structure with ring like handle at one side and tortoise mouth structure opening to the opposite side.	0073/7 4	
8	1382	1x1	2	3.26	Greenish metal cross neck or ear jewelry	Incision		Cross neck or ear jewelry which has hole at one side for hanging purpose, perfect size and	0076	

								shape.		
		1x1	2	3.26	Greenish metal cross neck or ear jewelry	Incision		Cross neck or ear jewelry which has hole at one side for hanging purpose, perfect size and shape.	0076	
9	JE 1383	3X3	12	17.40	Greenish metal Ovoid structure			Ovoid like structure with ring like handle at one side and tortoise mouth structure opening to the opposite side./ bell	0077/7 8	
10	JE 1386	4X4X6	18	11.13	Brownish metal jewelry			Bracelet with multiple bands	0079/8 0	Found also in Aksum
11	JE 1388	3X2.5	6	4.11	Blue glass			Body of a glass cup	0081	
		2.1x2x2	2	4.29	Blue glass			Rim of a glass cup	0081	
12	JE 1389	7x7x6	163	9.37	Blackish clay soil and sand particles	Incision	Incised zigzag lines on the rim top and	Unknown object rim and neck like structure with two handles	0110/1 1/12/1 3	

4. 1400-1499

No.	Inventory No.	Size (H XWxD)cm	Weight (gram)	Thickness (mm)	material	Decoration techniques	Decoration pattern	description	Photo No.	Remark
1	JE 1404	14X4	277	42.44	Reddish clay and sand particles			Figurine fragment ,leg		
2	JE 1405	6.5x5	136	38.58	Reddish clay and sand particles			Figurine fragment , face of oxen with two horns ,two eyes ,nose with two holes and broken mouth	0049	
3	JE 1406	4X2	12	12.57	Reddish clay and sand particles			Human figurine fragment ,face with closed eyes	0050	

								,straight nose and mouse, may be a container		
4	1408	9x7	313	52.52	Reddish clay and sand particles			Animal figurine fragment only the half two wards the tail part with swage /souage on the vertebrae and with female sex organ hole		
5	JE 1410	4.5x2.5	67	32.24	Reddish clay and sand particles			Animal figurine fragment ,leg with hoof and dew claw		
6	JE 1411	5X2	63	27.36	Reddish clay and sand particles			Animal figurine, leg with claw at the sole.		
7	JE 1413	5X2.5	39	22.15	Reddish clay and sand particles			Animal figurine ,leg with claw		
8	JE 1414	5X2	59	27.89	Reddish clay and sand particles			Animal figurine ,leg with one incised line		
9	JE 1419	8X5	122	33.25	Reddish clay and sand particles			Figurine fragment		
10	JE 1420	4.5X1.5	13	15.32	Reddish clay and sand particles			Animal figurine fragment ,horn		
11	JE 1421	8X7.5	248	50.87	Reddish clay and sand particles			Animal figurine fragment ,head		
12	1423	7.5x5.5	275	40.11	Grayish clay soil and sand particles			Slab like structure ,well engraved	0051	
13	JE 1424	6X4X8	53	15.62	Reddish clay and sand particles	Applique	Outer edge applied motifs	Rim of a bowl ,with thick and everted lip	0052	
14	JE 1426	9X9	280	9.45	Bluish metal			Flat metal with irregular shape on the edge like modern map of Ethiopia including Eritrea.	0055	
15	JE 1427	8X4	140	35.66	Reddish clay and sand particles			Animal figurine fragment ,leg with hoof and dew claw		
16	JE 1428	5X5	27	11.24	Exterior reddish and interior grayish clay soil and sand particles	Incision	Vertical incised dot lines excluding the neck	Body of a potsherd with dot decoration	0053	

							and base			
17	JE 1430	4X4	77	40.35	Reddish clay and sand particles			Figurine fragment		
18	1431	2x2	1.5	3.43	Greenish metal			Ring		
19	1432	a 3.5x3	6	6.05	Exterior reddish and interior blackish clay soil and sand inclusion			Body of potsherd		
		b 4x4	15	7.50	Blackish clay soil with sand inclusions			Body of potsherd		
		c 2x1	1.5	5.62	Exterior reddish and interior blackish clay soil and sand inclusion			Body of potsherd		
20	JE 1434	6X2.5	62	27.21	Reddish clay and sand particles			Human figurine, full body which has similar hair style with modern Tigray unmarried girls.	0089/90/91/92	
21	JE 1435	7X8X8	181	8.55	Reddish clay and sand particles	Ovoid walk punctuates	Horizontal ovoid walk punctate around the exterior part of the waist.	Pedestal of bowl	0093/94/95	
22	JE 1436	7X4	41	18.61	Reddish clay and sand particles			Human figurine fragment ,face with closed eyes ,straight nose and mouse , may be container	0054	
23	JE1437	10x9	342.5	25.75	Reddish clay soil with sand inclusions			Animal figurine head and shoulder part		
24	1438	2x2	1.2	6.33	Greenish metal			Ring like structure ornament		
25	1442	4x3	38.1	29.57	Reddish clay soil with sand inclusion			Animal figurine fragment		
26	1443	8x4	52.2	17.90	Reddish clay soil with sand inclusion			Human head model jar fragment		
27	1445	4.5x3.5	30.3	19.71	Reddish clay soil with sand inclusions			Human figurine without body above neck and below hip and hands ,		
28	JE 1446	7X6	256	54.19	Reddish clay and sand particles			Animal figurine ,head and face ,cow or ox		

29	JE 1448	11X3.5	124	32.98	Reddish clay and sand particles			Animal figurine fragment ,leg		
30	1450	2x2	5.5	10.62	Greenish metal			Modern ring like structure not wedding ring form		
31	JE 1451	30x19	3528	55.52	Grayish clay soil and sand particles			Unknown pottery fragment ,may be foot washing basins or game gebeta		
32	JE 1452	4X4.5X4	76	8.11	Grayish clay soil and sand particles			Cup with plain rim ,thickened towards the base ,and has two solid and small handle like shape near to the rim	0096/97	
33	JE 1459	8x5	131.8	36.24	Reddish clay soil with sand inclusions			Unknown object		
34	JE 1463	7X4	52	23.97	Reddish clay and sand particles			Human figurine excluded above neck, arms and below thigh.	00100	
35	JE 1467	6X3.5	37	27.69	Reddish clay and sand particles			Figurine fragment , may be half front part of bird		
36	1468	12x8	352.4	54.66	Reddish clay soil with sand inclusions			Unidentified object with the main body with hole from top to bottom and hallow like handle on one side		
37	JE 1469	2x2	4.1	5.03	Greenish metal			Ring		
	1470	4.5x3	40	21.41	Reddish clay soil with sand inclusion			Unknown object		
38	JE1471	8x4	90	35.33	Reddish clay soil with sand inclusions			Unknown object		
39	JE 1477	7X7x6	210	6	Reddish clay and sand particles			Cup with flat base and straight wall towards the rim ,and has remnant of handle structure at the middle of the body	0098/99	
40	1478	8x5	82	20.33	Reddish clay and sand particles			Unknown fragment		
41	1480	7X4	64.5	33.31	Reddish clay soil with sand inclusion			Unknown object		
42	JE 1481	10X9	420	23.22	Reddish clay and sand particles			Ox figurine ,only head part above crest and throat, two	00101/102	

								incised lines that indicate place for yoke ,		
43	JE 1482	11x9	1029	41.50	Reddish clay and sand particles			May be broken leg washing dish		
44	1483	1x1	1	2.57	Grayish metal			Very small ring like structure one end with two bands		
45	1484	3x2	12.8	19.20	Reddish clay soil with sand inclusions			Human head model jar fragment, very beautiful and well made		
46	1486	10X7	333	46.85	Reddish clay and sand particles			Ox figurine ,only head part above crest and throat, two incised lines that indicate place for yoke ,		
47	JE 1487	8X5.5	107	21.06	Reddish clay and sand particles			Unknown fragment		
48	JE 1488	5.5X5	50	20.20	Reddish clay and sand particles			Unknown fragment		
49	JE 1489	6X4.5	48	16.32	Reddish clay and sand particles			Unknown fragment		
50	JE 1491	5X3.5	46	22.27	Reddish clay and sand particles			Unknown fragment		
51	JE 1497	7X3	86	11.80	Reddish clay and sand particles			Body of a potsherd		
52	JE 1498	6X4	45	12.38	Reddish clay and sand particles			Unknown fragment		

5. 1500-1599

No.	Inventory No.	Size (H XW XD) cm	Weight (gram)	Thickness (mm)	material	Decoration techniques	Decoration pattern	Description	Photo No.	Remark
1	JE1500	0.5x0.5	2.1	7.39	Greenish metal			Ring like structure might be ornament for neck		
2	JE 1501	6.5x5	70	24.56	Grayish clay soil and sand particles			Broken human fragment with upward bended	0114	

								arms, well modeled two breasts and abdomen		
3	JE 1502	6.5x5	197	47.43	Reddish clay and sand particles			Ox figurine ,only head part above crest and throat, two incised lines that indicate place for yoke ,		
4	JE 1503	5x4	45	22.94	Reddish clay and sand particles	Incision	Incised v shaped parallel lines	Irregular shape pottery fragment	0115	
5	JE 1504	7x6	64	7.53	Exterior reddish and interior grayish clay soil and sand particles			Body of a potsherd-human head shape	0116	
6	JE 1505	6.5x6	177	39.97	Reddish clay and sand particles			Ox figurine ,only head part above crest and throat, two incised lines that indicate place for yoke ,		
7	JE 1509	2.5x2	15	22.53	White lime stone			Human figurine like structure , unique stone fragment	0118/19	
8	1511	3x2.5	17.2	19	Reddish clay soil with sand inclusions			unknown		
9	JE 1512	4x3.5	57	36.13	Reddish clay and sand particles			human figurine with hair, face and broken neck		

10	JE 1513	7.5x3	38	21.15	Reddish clay and sand particles			Human figurine excluded above neck, arms and below thigh.		
11	JE 1514	2.5x1.5	9	7.36	Greenish gray metal jewelry			Earning like structure with one end is broken	0124	
12	JE1516	3x2	24.1	19.94	Blackish stone	engraving	Engraved shapes	Might be stamp like structure		
13	1517	3x2	12.8	11.45	Reddish clay soil with sand inclusions			Human head modeled jar fragment		
14	JE 1518	10x4	5.3	3.07	Greenish metal			Bracelet like structure		
15	1519	9x4	69.3	27.81	Reddish clay soil with sand inclusions			Female human figurine , bursts are clearly modeled , incised eyes , no leg and visible hand		
16	JE1520	6x3	47.8	26.75	Reddish clay soil with sand inclusions			Human figurine without head, leg and hands		
17	JE 1521	h10x15x16	587	12.03	Grayish clay soil and sand particles	Incision	Interior nail incised horizontal parallel lines	Rim of a bowl with narrowed towards the base ,has ring foot , ovoid shape ridge at the interior bottom of the base and gorge at the exterior part of the base	0120/21/2 2/23	
18	JE 1522	12x10	796	64.01	Reddish clay soil			Figurine of leopard above	0125/26	

					and sand particles			the shoulder towards the head ,		
19	JE1523	6x4	59.6	32.42	Reddish clay soil with sand inclusions			Human head modeled jar fragment		
20	JE1524	4x2.5	19.4	18.06	Reddish clay soil with sand inclusions			Unknown object		
21	JE1525	3x2	3	3.40	Grayish metal			Might be ornament ,earring		
22	JE1526	2x1	2	3.54	grayish metal			Might be ornament ,earrings		
23	JE 1527	14x9	488	44.92	Grayish clay soil and sand particles			Animal figurine half towards the head, may be tiger.	0127	
24	JE 1528	9x4.5	195	46.49	Reddish clay and sand particles			Ox figurine ,only head part above crest and throat, two incised lines that indicate place for yoke ,		
25	JE 1537	9.5x7.5	263	40.23	Grayish clay soil and sand particles			Figurine fragment of human two leg below ankle part fixed on flat potsherd like statue	0128	
26	JE 1538	9x4	116	32.50	Grayish clay soil and sand particles			Human figurine ,legs head and hands are broken		

27	JE 1539	1.3x0.5	1	6.52	Greenish metal stamp			Stamp with hollow attached handle.	0129/30	
27	1541	4x3	26.3	13.20	Reddish clay soil with sand inclusions			Human modeled jar		
28	JE1542	4x2	25	19.49	Reddish clay soil with sand inclusions			Unknown object		
29	JE1543	5x1.5	2	1.36	Greenish metal			unknown		
	1546	4.5x2.5	13.5	4.51	Greenish unknown material			Unknown		
30	1547	8x4	99	37.27	Reddish clay soil with sand inclusions	Incision	Incised lines	Unknown object		
31	JE 1548	11x8	353	50.57	Grayish clay soil and sand particles			Animal figurine half towards the head, may be tiger. Cross like structure at the back or loin.	0131/32	
32	1549	1x1	3	4.88	Greenish unknown material			Unknown object		
33	JE 1550	10x6	222	38	Grayish clay soil and sand particles			Animal figurine with body part above the point of shoulder towards the head, it is like donkey or horse	0133/34/3 5	
34	JE 1551	8x3	99	32.03	Grayish clay soil			Seated Human figurine		

					and sand particles			with two breasts , two amputated legs and hands		
35	JE 1552	13x6	363	25.88	Grayish clay soil and sand particles			Animal figurine half towards the head tiger. Cross like structure at the back or loin.		
36	1553	2.5x1	1.2	1.41	Greenish metal			Unknown object		
37	JE 1554	12x11	473	35.42	Reddish clay soil and sand particles			Unknown fragment of a potsherd		
38	1557	2x1	10	15.29	Greenish stone			Unknown object		
39	JE 1558	11x7	302	54.22	Reddish clay and sand particles			Ox figurine ,only head part above crest and throat, two incised lines that indicate place for yoke ,		
40	JE 1560	4.5x3	34	25.68	Reddish clay soil and sand particles			Human figurine engraved pottery fragment with face nose, eyes		
41	JE 1566	9x3	67	18.83	Reddish clay soil and sand particles			Human figurine with head ,neck, nose and body without legs and hands	0136	
42	1567	4x3	24.4	1641	Reddish clay soil with sand inclusions			Female human figurine only above the hip, eyes are indicated by incision		
43	JE 1568	10.5x5	86	17.50	Reddish clay soil and sand particles			Animal figurine like tortoise	0137/38	

44	1569	3x3	32.3	19	Reddish clay soil with sand inclusions			Unknown object		
45	JE 1572	3.5X2.5	32	24.67	Reddish clay soil and sand particles			Broken human figurine		
46	JE 1576	6X5	73	1992	Reddish clay soil and sand particles			Unknown pottery fragment ,with wide hole at the Centre		
47	JE1578	2x0.5	1.5	5.34	Shining color unknown material			Unknown object might be ornament		
48	1580	2.5x1	10	7.47	Greenish metal			Unknown object		
49	JE1582	1x1	1.5	3.31	Greenish unknown material			unknown		
50	JE 1583	5.5x3.5	74	29.08	Grayish clay soil and sand particles			Human right hand with punch shape ,below the wrist	0139/40	
51	JE1591	4.5x3	22.6	6.05	Greenish unknown material			Unknown object		
52	1593	2x2	13.6	21.95	Reddish clay soil with sand inclusion			Human figurine only head part eyes and mouth are indicate by incised lines		
53	JE 1594	12x4	114	40.08	Grayish clay soil and sand particles			Human figurine, with head ,eyes,neck,hands ,seat and legs.	0141/42	
54	JE 1595	7x2.5	66	29.67	Reddish clay soil and sand particles			Human figurine, with head, eyes, neck, and	0143/44/45	

								incised dots at the back.		
55	JE 1596	6.5x2.5	30	23.32	Reddish clay soil and sand particles			Broken human figurine with broken hands, seat		
56	JE1597	3x1	3.5	4.66	Greenish unknown material			Rim of pottery or glass		
57	JE1598	7x4	78	19.95	Reddish clay soil with sand inclusions			Unknown pottery fragment		
58	JE1599	3x2	36	25.70	Reddish clay soil with sand inclusions			Female human figurine		

6. 1600-1699

No.	Inventory No.	Size (H XWxD) cm	Weight (gram)	Thickness (mm)	material	Decoration techniques	Decoration pattern	description	Photo No.	Remark
1	1604	7x5.5	188.8	44	Reddish clay soil with sand inclusions			Animal figurine head part beyond the shoulder towards the head		
2	JE1606	1x0.5	1.5	7.31	Reddish unknown material			Unknown object might be bead		
3	JE 1617	25X13	1529	47.75	Reddish clay soil and			Animal figurine half	0146/47	

					sand particles			part towards the head with broken leg		
4	JE1618	2x1	9.3	18.85	Reddish clay soil with sand inclusions			Human figurine only head part , eyes and mouth are indicated by incision		
5	JE 1622	15X5.5	365	37.10	Reddish clay soil and sand particles			Animal figurine ,may be cow full body ,like face ,head ,legs (one is broken),tail ,udder ,tail etc.	0148/49 /50	FRONT LEG ,H3.5,W2,T1 6.52 BODY H3.5, W5.5, L15 TAIL L 1
6	JE 1630	a	14X9	560	89.83	Reddish clay soil and sand particles		Unknown Figurine fragment		
		b	4.5x4	40.5	19.95	Exterior red and interior grayish clay soil with sand inclusions		Human head modeled jar fragment		
7	JE 1631	9X8	450	71.33	Reddish clay soil and sand particles			Animal figurine fragment head part only.		
8	JE1635	1x0.5	1.5	7.41	Greenish plastic			Might be ornament		
9	1636	7x4	226.5	41.47	Exterior greenish interior close to white stone			Unknown object		
10										
11	JE 1639	9X3	137	32	Reddish clay soil and sand particles			Human figurine fragment, with face, head, amputee hands and without body beyond waist towards leg.	0151/52	
12	JE1643	3.5X2	13	18.95	Grayish clay soil and sand particles			Figurine fragment		
13	JE1651	4.5x3	59.9	7.86	One side greenish and the other side grayish stone			Unknown object		
14	JE1652	2x1	2.3	7.92	Reddish unknown			Unknown object ,		

					material			might be ornament		
15	JE1653		0.3x0.1	0.5	6.65	Whitish unknown material		Unknown object might be bead		
16	JE 1654	a	12X4	185	36.52	Reddish clay soil and sand particles	impression	Impression like ovoid walking punctate	Animal figurine or sphinx leg.	
		b	3x1	14.4	6.60	Exterior greenish interior grayish stone			Unknown object	
17	JE1662		1x1	1.5	6.12	Greenish unknown material		Unknown object		
18	1663		1x0.5	2.2	9.77	Grayish unknown material		Unknown object ,might be ornament		
19	JE1664		3x0.5	12.2	12.03	Greenish unknown material		Unknown object		
20	JE 1665		11X6	262	40.35	Reddish clay soil and sand particles		Animal figurine fragment ,leg		
21	JE 1667		34X11	2381	27.19	Reddish clay soil and sand particles		Animal figurine ,may be cow with vertebra indicated by running souage of clay, head part , three legs are absent because of breakage	0153/54 /55/56	Body L 34,H5,W11 LEG H10,W434.T 52
22	JE 1668		12X11	496	60.87	Reddish clay soil and sand particles		human figurine with full body except neck, head , hands beyond wrist towards the fingers , and seated statue	0157/58	ARM L7,T11.44 LEG L5,W3,T15.5 9
23	JE 1669		30X13.5	3263	28.36	Reddish clay soil and sand particles		Animal figurine may be wild pig /Boar with two horns (one is broken) oh face, ears (one is broken)nose ,broken tail ,no sign of sex organ of udder.	0159/60 /61/62/6 3/64/65	BODY H13,L30,T11 8.39 FACE H12,8,T54.53 EAR L5.5 ,W4,T13.04 HORN L4.5 ,T19.78,W2

24	JE 1670	15X10	419	22.78	Reddish clay soil and sand particles			Broken figurine fragment		
25	JE 16	a 9x7	110	9.35	Exterior reddish and interior grayish clay soil and sand particles	Impression	Impressed stamp like structure, exterior	Body of a potsherd with exterior stamp decoration	0404	
		c 9x6	102	11.47	Reddish clay soil and sand particles	Impression	Impressed stamp like structure, exterior	Body of a potsherd with exterior stamp decoration	0405	
		d 4x2	39	10.87	Reddish clay soil and sand particles	Impression	Impressed stamp like structure, exterior	Body of a potsherd with exterior stamp decoration	0406	
		e 5x4.5	11	7.82	Reddish clay soil and sand particles	Impression	Impressed stamp like structure, exterior	Body of a potsherd with exterior stamp decoration	0407	
26	JE 1686	12X15	755	43.58	Reddish clay soil and sand particles			Animal figurine with one leg ,shoulder ,neck and head ,nose ,eyes, horns or ears ,cow or ox	0166	LEG H10,W4 BODY NECK L 15,W9 FACE H 6,W7
27	JE 1687	14X10.5	917	49.5	Reddish clay soil and sand particles			Unknown pottery fragment		
28	JE 16	22X15	2115	21.32	Reddish clay soil and sand particles			Material like rectangular foot washing bowl	0167/68 /69	EXTERNAL BOGY L21,W18, H5 INERIOR BODY L17 ,W10 ,H2.5
29	JE 1690	11X5.5	151	29.49	Reddish clay soil and sand particles			Human figurine without full arm and leg	0170	
30	JE 1691	10.5X7	222	38.48	Reddish clay soil and sand particles			Animal figurine, may be rabbit. the ear part is broken	0171	
31	JE1692	7x3	47.9	15.78	Reddish clay soil with sand inclusions			Human figurine with pedestal leg , incised		

								eyes and mouth		
32	JE 1693	24X8	908	54.95	Reddish clay soil and sand particles			animal figurine with head ,neck ,back and load ,tortoise	0172/73	
33	JE 1694	7X6	77	15.30	Reddish clay soil and sand particles			Unknown pottery fragment		
34	JE 1695	36X12	2714	34.10	Reddish clay soil and sand particles			Animal figurine , may be ox, with all body parts except legs	0176/77	BODY H5.5,L36,W1 2 FACE H8,W11
35	JE 1697	21X13	1621	39.59	Reddish clay soil and sand particles			Animal figurine with half part towards the head ,including body ,neck head ,horn ,face ,nose, legs and nose are broken, eyes are not visible like other figurines		

7. 1700-1799

No.	Inventory No.	Size (H XWXD)cm	Weight (gram)	Thickness (mm)	material	Decoration techniques	Decoration pattern	description	Photo No.	Remark
1	JE 1701	12X4	198	44.42	Reddish clay soil and sand particles			Animal fragment ,duck seated form	0178	Head L3.5,W1.5 NECK H2,W2,T22.46 BODY L 10,H 4,T46.65
2	JE 1702	13X8	474	30.49	Reddish clay soil and sand particles			Animal figurine ,cow or ox ,with body parts beyond the shoulder towards	0179	

								the head		
3	JE 1703	31X9	1480	37.34	Reddish clay soil and sand particles			Animal figurine ,broken legs and tail, no sex organ and udder	0180/81	
4	JE 1704	35X14	2681	47.85	Reddish clay soil and sand particles			Animal figurine ,broken leg and tail ,no sex organ and udder,	0182	
5	JE 1705	43X12.5	1063	34	Reddish clay soil and sand particles			Yoke like structure figurine	0183	
6	JE 1706	12.5X7	1022	37.66	Reddish clay soil and sand particles			Animal figurine , ox, body part beyond the shoulder ,horn face eyes, nose ,muzzle , separated three legs	0184	Ox because folded crest
7	JE 1708	26X12	1577	28.83	Reddish clay soil and sand particles			Animal figurine , ox, body part except legs, rear flank is present	0185/86	Ox because folded crest and sex organ
8	JE 1714	31X14	1901	42.38	Reddish clay soil and sand particles			Animal figurine, cheetah, with full body structure except tail.	0187/88	Body L 31,W8,H12
9	JE 1715	15.5X7	316	20.88	Reddish clay soil			Animal figurine ,		

					and sand particles			female cat family , with udder ,broken face ,leg		
10	JE 1716	10X3.5	202	36.10	Reddish clay soil and sand particles			Broken part of yoke		
11	JE 1718	10.5X6	167	38.87	Reddish clay soil and sand particles	Incision or ovoid walking punctate	Ovoid walking punctate like structure which indicate the feather	Animal figurine , small bird with full body ,decorated feather	0192	
12	JE 1719	10X5	163	40.36	Reddish clay soil and sand particles			Animal figurine , small bird with full body ,decorated feather	0193	
13	JE 1720	9.5X9	178	38.78	Reddish clay soil and sand particles			Unknown figurine fragment		
14	JE 1721	10.5X5	197	43.33	Reddish clay soil and sand particles	Incision or ovoid walking punctate	Ovoid walking punctate like structure which indicate the feather	Animal figurine , small bird with full body ,decorated feather	0194	
15	JE 1722	8X4	220	32.34	Reddish clay soil and sand particles			Animal figurine ,legs		two legs
16	JE 1723	10X5.5	192	44.43	Reddish clay soil and sand particles	Incision or ovoid walking	Ovoid walking punctate like structure which	Animal figurine , small bird with full body ,decorated	0195	

						punctate	indicate	the	feather		
17	JE 1728	10X6	111	56	Reddish clay soil and sand particles				Pottery fragment ,incense burner		
18	JE 1731	5X4	42	35	Reddish clay soil and sand particles				Pottery fragment		
19	JE 1732	13X11	345	37.52	Reddish clay soil and sand particles				Yoke fragment		
20	JE 1733	21X8	999	26.36	Reddish clay soil and sand particles				Figurine fragment		
21	JE 1734	27X8	1861	36.39	Reddish clay soil and sand particles				Animal figurine , ox, body part except legs, rear flank is present		
22	JE 1742	13X9	712	61.02	Grayish clay soil and sand particles				Animal figurine beyond shoulder towards head ,ox or sheep	0196	
23	JE 1744	13X9	772	62.04	Reddish clay soil and sand particles				Unknown figurine fragment fragment		
24	JE 1745	7X7	100	24.76	Reddish clay soil and sand particles				Unknown figurine fragment		
25	JE 1750	14X9	753	50.13	Grayish clay soil and sand particles				Animal figurine ,beyond the shoulder towards the head,ox	0197	

26	JE 1751	7X5	169	36.18	Grayish clay soil and sand particles			Human figurine,leg	0198	
28	JE 1757	12X8	522	36.16	Grayish clay soil and sand particles			Animal figurine ,beyond the shoulder towards the head,ox	0200	
29	JE 1765	12X9	539	45.12	Grayish clay soil and sand particles			Animal figurine ,beyound the shoulder towards the head,ox	0201	
30	JE 1769	11X7	391	10.76	Greenish metal fragment			Metal fragment		
31	JE 1776	10X4.5	97	16.73	Grayish clay soil and sand particles			human figurine with broken leg,hand amputee head		
32	JE 1780	12X7	362	45.22	Grayish clay soil and sand particles			Human like figurine ,may be leg of some thing	0203	
33	JE 1783	9.5X6.5	194	26.35	Grayish clay soil and sand particles			Animal figurine ,leg of tiger or lion		
34	JE 1784	31X11	1341	31.20	Reddish clay soil and sand particles			Animal figurine , ox, body part except legs, rear flank is present	*	Ox because folded crest and sex organ
35	JE 1791	8X7.5	157	32.90	Grayish clay soil and sand particles			Human figurine, leg		
36	JE 1792	8.5X4	116	36.30	Grayish clay soil			human figurine with		

					and sand particles			broken leg,hand amputee head		
37	JE 1793	10X4	143	35.50	Grayish clay soil and sand particles			human figurine with broken leg,hand amputee head		
38	JE1794	6x5	203.9	33.07	Grayish stone			Unknown object		
39	JE 1798	32X8.5	1417	33	Reddish clay soil and sand particles			Animal figurine , ox, body part except legs, rear flank is present		

8. 1800-1899

No.	Inventory No.	Size (H XWXD) cm	Weight (gram)	Thickness (mm)	material	Decoration techniques	Decoration pattern	description	Photo No.	Remark
1	JE1800	11X6	371	55.48	Grayish clay soil and sand particles	Incision	Incised dots on around the breast and on the back	Human figurine with dress seated, neck and head cut, right hand is removed , leg is covered by cloth .	0204	Arm L 7
2	JE1801	10.5X5	185	42.66	Grayish clay soil and sand particles			Figurine fragment face of human		
3	JE1802	10X4	248	38.32	Reddish clay soil and sand particles			Figurine fragment		
4	JE1804	14X3.5	166	29.97	Reddish clay soil and sand			Animal figurine, may be ox ,broken legs	0205/06	

					particles					
5	JE 1831	24X5	160	2.20	Black metal			Sickle with two holes at the handle area.	0216/17	
6	1848		7	1848	Unknown material with different colors and forms			Might be used as bead , are many in number , the bag bears page 84, A-G=3900		
7	JE 1853	H9X7.5X6	105	5.13	Exterior top and interior brownish gray , exterior bottom pale orange clay soil and sand particles			Rim of a cup ,all bodies are refitted	0241/42	
8	JE 1855	H11.5X4.5X4	119	5.06	Blackish clay soil and sand particles			Rim of a cup ,chalice/goblet beautiful base neck and footed ring,	0243/44/45	
9	JE 1857	H10X4X4	103	6.91	Blackish clay soil and sand particles			Rim of a cup ,chalice/goblet base neck and very small footed ring	0246/47	
10	JE 1858	H6X6.5X6	54	4.99	Reddish clay soil and sand particles			Rim of a bowl ,with a base neck and flat foot	0248/49	
11	JE 1859	H10X11X12	123	5.78	Reddish clay			Rim of a bowl ,with a base	0250/51	

					soil and sand particles			neck and flat foot		
12	JE 1861	H7X11X12	124	5.16	Reddish clay soil and sand particles			Rim of a bowl ,with broken foot like JE 1859	0252/53	
13	JE 1862	H5X11X12	133	5.16	Blackish clay soil and sand particles			Rim of a bowl with full body ,except some broke part from one side ,flat bottom	0254/55	
14	JE 1863	H7X11X12	144	5.71	Pale orange exterior ,brownish black interior clay soil and sand particles			Rim of a bowl with full body ,except some broke part from one side ,	0256/57	
15	JE 1865	H4X7.5X6	59	4.80	Pale orange exterior ,grayish interior clay soil and sand particles			Rim of a bowl with full body	0258/59	
16	JE 1866	H4.5X7X6	54	5.20	Pale orange exterior ,grayish interior clay soil and sand			Rim of a bowl with full body	0260/61	

					particles					
17	JE 1870	H14XD30	1631	8.31	Reddish clay soil and sand particles			Rim of a bowl ,almost full body with two horizontal coil strap handles	0262/63/64 /65	
18	JE 1871	H12XD24	481	8.09	Interior blackish ,exterior pale orange clay soil and sand particles			Rim of a bowl with upright horizontal coil strap handles , one is broken	0267/68	
19	JE 1872	H16X10X8	243	6.61	Reddish clay soil and sand particles	Incision	Incised parallel lines on the juncture of shoulder	Rim of a jar with vertically coil handle	0269/70	
20	JE1876	4X3.5	59	35.02	Whitish clay soil and sand particles			Unknown fragment with one hole, the hole is perfectly made	0207/08	
21	JE1877	5X3.5	58	26.67	Whitish clay soil and sand particles			Unknown fragment		
22	JE 1879	H8.5X7XD6	639	18.58	Grayish clay soil and sand particles			Neck and shoulder of jar like structure	0271/72	
23	JE1880	6.5X5	70	34.29	Reddish clay soil and sand particles			Human figurine ,only neck and head as well as face part is present ,	0209/10/11	

24	JE1881	16X5	788	66.86	Reddish clay soil and sand particles			Unknown fragment		
25	JE1882	37X10.5	2522	36.25	Reddish clay soil and sand particles			Animal figurine , ox, body part except legs, rear flank is present	0212/13	
26	JE1883	29X9	1127	30.46	Reddish clay soil and sand particles			Animal figurine , ox, body part except legs, half body including the tail part is not present		
27	JE1884	33.5X3.5	658	35.36	Reddish clay soil and sand particles			Broken part of yoke figurine		
28	JE1885	4X4	95	33.97	Reddish clay soil and sand particles			Animal figurine ,leg		
29	JE1886	10X8.5	614	46.95	Reddish clay soil and sand particles			Animal figurine , ox or cow , only head part beyond crest is present	0214/15	
30	JE1887	13X9	635	49.45	Reddish clay soil and sand particles			Unknown fragment		
31	JE1888	9X5.5	172	36.09	Reddish clay soil and sand particles			Unknown fragment		
32	JE1889	2.5X1.5	9	19.81	Reddish clay			Human figurine ,with only		

					soil and sand particles			head and face above neck part		
33	JE1890	12.5X5	252	53.88	Reddish clay soil and sand particles			Human figurine, only one leg, body, two breasts neck.		
34	JE1891	10.5X4	158	47.94	Reddish clay soil and sand particles			Unknown figurine fragment		
35	JE1892	6.5X3	48	29.79	Reddish clay soil and sand particles			Unknown figurine fragment		
36	JE1893	7.5X4.5	122	39.27	Reddish clay soil and sand particles			Unknown figurine fragment		
37	JE1894	7X5	137	46.39	Reddish clay soil and sand particles			Unknown figurine fragment		
38	JE1895	7X4	54	30.16	Reddish clay soil and sand particles			Unknown figurine fragment		
39	JE1896	5X4	45	27.20	Reddish clay soil and sand particles			Unknown figurine fragment		
40	JE1897	3.5X5	28	18.39	Reddish clay soil and sand particles	Impression	Impressed fingers like ovoid walking	Figurine fragment ,leg		

							punctate			
41	JE1898	4.5X4	48	21.19	Reddish clay soil and sand particles			Figurine fragment ,leg		
42	JE 1899	7x3.5	80	29.82	Reddish clay soil and sand particles			Animal figurine ,bird or snake	0224/25	

9. HAULTI ,6152

No.	Inventory No.	Size (H XWXD)cm	Weight (gram)	Thickness (mm)	material	Decoration techniques	Decoration pattern	description	Photo No.	Remark
1	6152/1	12.5x8.5	497	57.42	Reddish clay soil and sand particles			Figurine fragment		
2	6152/2	11x10	375	28.26	Reddish clay soil and sand particles			Figurine fragment		
3	6152/3	11.5x8.5	300	30.44	Reddish clay soil and sand particles			Figurine fragment		
4	6152/4	11.5x8.5	247	17.42	Reddish clay soil and sand particles			Figurine fragment		
5	6152/5	12x6	293	27.89	Reddish clay soil and sand particles			Figurine fragment		
6	6152/6	9.5x4	136	26.69	Reddish clay soil and sand particles			Figurine fragment		
7	6152/7	9x7	126	20.44	Reddish clay soil and sand particles			Figurine fragment		

8	6152/8	11x8	164	14.69	Reddish clay soil and sand particles			Figurine fragment		
9	6152/9	6.5x7	126	18.74	Reddish clay soil and sand particles			Figurine fragment		
10	6152/10	8x3	85	24.36	Reddish clay soil and sand particles			Figurine fragment		
11	6152/11	6x4	67	23.48	Reddish clay soil and sand particles			Figurine fragment		
12	6152/12	6x6	100	34.01	Reddish clay soil and sand particles			Figurine fragment		
13	6152/13	11x4	97	19.01	Reddish clay soil and sand particles			Figurine fragment, animal lion or cat half face with nose, two eyes and ears like structure.	0226	
14	6152/14	9x4	112	32.68	Reddish clay soil and sand particles			Figurine fragment		
15	6152/15	6x2	54	22.91	Reddish clay soil and sand particles			Figurine fragment, leg		
16	6152/16	6x2	44	22.32	Reddish clay soil and sand particles			Figurine fragment, leg		
17	6152/17	4.5x4	55	25.97	Reddish clay soil and sand particles			Figurine fragment, leg		
18	6152/18	5x3	37	19.03	Reddish clay soil and sand particles			Figurine fragment		

19	6152/19	6x3	66	28.55	Reddish clay soil and sand particles			Handle of potsherd	0084	
20	6152/20	3.5x2	37	23.03	Reddish clay soil and sand particles					
21	6152/21	4x2.5	31	17.52	White marble			Figurine fragment, leg		
22	6152/22	5x3.5	32	19.77	White marble			Marble fragments		
23	6152/23	4x3	21	15.80	White marble			Marble fragments		
24	6152/24	3.5x2	10	14.15	White marble			Marble fragments		
25	6152/25	2x2	9	14.81	White marble			Marble fragments		
26	6152/26	5x4	26	9.37	Exterior reddish interior grayish clay soil and sand particles			Base of a potsherd		
27	6152/27	6x4	46	12.23	Exterior reddish interior grayish clay soil and sand particles			Base of a potsherd		
28	6152/28	9x4.5x8	26	6.95	Reddish clay soil and sand particles	Incision	Incised crossed lines on the ledge rim	Rim of a bowl with exterior rim lip, well burnished	0085	
29	6152/29	7x6x10	35	7.53	Reddish clay soil and sand particles			Rim of a bowl, exterior ledge rim lip, well burnished	0086	

30	6152/30	5x2	13	15.10	Reddish clay soil and sand particles			Figurine fragment		
31	6152/31	6.5x5	39	10.56	Reddish clay soil and sand particles			Waist of a potsherd, well burnished	0087	
32	6152/32	5x2.5	8	6.56	Reddish clay soil and sand particles			Body of a potsherd		
33	6152/33	5x3.5	12	7.31	Reddish clay soil and sand particles			Rim of a potsherd		
34	6152/34	5x2.5	10	7.61	Reddish clay soil and sand particles			Rim of a potsherd		
35	6152/35	3x2	3	5.06	Reddish clay soil and sand particles			Body of a potsherd		
36	6152/36	3x2	4	6.86	Reddish clay soil and sand particles			Body of a potsherd		

10. HAULTI 59, FRAGMENTS OF FIGURINES ANIMALS, NON-INVENTORIES, TRENCH XXII-XXIV , 6153

No.	Inventory No.	Size (H XWXD)cm	Weight (gram)	Thickness (mm)	material	Decoration techniques	Decoration pattern	description	Photo No.	Remark
1	6153/1	6x3	35	17.63	Reddish clay soil and sand particles			Figurine fragments		
2	6153/2	7x4	82	19.62	Reddish clay soil and sand particles			Figurine fragments		
3	6153/3	9.5x3	55	29.33	Reddish clay soil and sand particles			Figurine fragments		
4	6153/4	6x4	45	23.52	Reddish clay soil and			Figurine fragments		

					sand particles					
5	6153/5	4.5x4	34	9.80	Reddish clay soil and sand particles			Figurine fragments		
6	6153/6	8.5x4	116	34.12	Reddish clay soil and sand particles			Figurine fragments		
7	6153/7	7x4.5	62	18.74	Reddish clay soil and sand particles			Figurine fragments		
8	6153/8	4.5x3	19	11.86	Reddish clay soil and sand particles			Figurine fragments		
9	6153/9	6.5x4.5	77	26.30	Reddish clay soil and sand particles			Figurine fragments		
10	6153/10	4x3	16	11.87	Reddish clay soil and sand particles			Figurine fragments		
11	6153/11	5x4.5	43	30.30	Reddish clay soil and sand particles			Figurine fragments		
12	6153/12	6.5x5	110	12.38	Reddish clay soil and sand particles			Figurine fragments		
13	6153/13	7x4	54	16.16	Reddish clay soil and sand particles			Figurine fragments		
14	6153/14	8.5x5	129	37.43	Reddish clay soil and sand particles			Figurine fragments		
15	6153/15	3x2.5	16	13.08	Reddish clay soil and sand particles			Figurine fragments		
16	6153/16	5x2	24	12.36	Reddish clay soil and sand particles			Figurine fragments		
17	6153/17	3.5x3	11	10.63	Reddish clay soil and			Figurine fragments		

					sand particles					
18	6153/18	6x5	56	24.92	Reddish clay soil and sand particles			Figurine fragments		
19	6153/19	5.5x4.5	58	21.03	Reddish clay soil and sand particles			Figurine fragments		
20	6153/20	5.5x3.5	55	26.99	Reddish clay soil and sand particles			Figurine fragments		
21	6153/21	4x3.5	27	24.11	Reddish clay soil and sand particles			Figurine fragments		
22	6153/22	4x3	25	24.05	Reddish clay soil and sand particles			Figurine fragments		
23	6153/23	5x3	37	18.98	Reddish clay soil and sand particles			Figurine fragments		
24	6153/24	3x2	32	36.96	Reddish clay soil and sand particles			Figurine fragments		
25	6153/25	4x3	32	39.47	Reddish clay soil and sand particles			Figurine fragments		
26	6153/26	6x4	23	24.69	Reddish clay soil and sand particles			Figurine fragments		
27	6153/27	4x2.5	11	18.02	Reddish clay soil and sand particles			Figurine fragments		
28	6153/28	2.5x2	13	17.91	Reddish clay soil and sand particles			Figurine fragments		
29	6153/29	7x1.5	26	17.78	Reddish clay soil and sand particles			Figurine fragments		
30	6153/30	3x2.5	10	22.01	Reddish clay soil and			Figurine fragments		

					sand particles					
31	6153/31	3.5x2.5	11	14.82	Reddish clay soil and sand particles			Figurine fragments		
32	6153/32	6.5x4	65	29.36	Reddish clay soil and sand particles			Figurine fragments		
33	6153/33	5x5	77	19.99	Reddish clay soil and sand particles			Figurine fragments		
34	6153/34	5x4	44	33.75	Reddish clay soil and sand particles			Figurine fragments		
35	6153/35	6x2	40	28.31	Reddish clay soil and sand particles			Figurine fragments		
36	6153/36	5x3	22	20.37	Reddish clay soil and sand particles			Figurine fragments		
37	6153/37	5x2	16	17.66	Reddish clay soil and sand particles			Figurine fragments		
38	6153/38	4x2	10	13.66	Reddish clay soil and sand particles			Figurine fragments		
39	6153/39	3.5x2	19	20.34	Reddish clay soil and sand particles			Figurine fragments		
40	6153/40	3.5x2.5	13	19.99	Reddish clay soil and sand particles			Figurine fragments		
41	6153/41	4x1.5	9	12.62	Reddish clay soil and sand particles			Figurine fragments		
42	6153/42	4.5x1.5	11	13.31	Reddish clay soil and sand particles			Figurine fragments		
43	6153/43	4x2	13	17.23	Reddish clay soil and			Figurine fragments		

					sand particles					
44	6153/44	4x1.5	13	17.29	Reddish clay soil and sand particles			Figurine fragments		
45	6153/45	5.5x1.5	15	15.02	Reddish clay soil and sand particles			Figurine fragments		
46	6153/46	3.5x1	8	14.63	Reddish clay soil and sand particles			Figurine fragments		
47	6153/47	5x1.5	13	15.96	Reddish clay soil and sand particles			Figurine fragments		
48	6153/48	5x1	12	13.82	Reddish clay soil and sand particles			Figurine fragments		
49	6153/49	4x2	14	14.52	Reddish clay soil and sand particles			Figurine fragments		
50	6153/50	3x1.5	10	14.67	Reddish clay soil and sand particles			Figurine fragments		
51	6153/51	5x2	24	20.33	Reddish clay soil and sand particles			Figurine fragments		
52	6153/52	4x2	13	16.39	Reddish clay soil and sand particles			Figurine fragments		
53	6153/53	4x1	8	13.90	Reddish clay soil and sand particles			Figurine fragments		
54	6153/54	4x1.5	12	14.13	Reddish clay soil and sand particles			Figurine fragments		
55	6153/55	4.5x2	14	15.85	Reddish clay soil and sand particles			Figurine fragments		
56	6153/56	2x1.5	7	14.53	Reddish clay soil and			Figurine fragments		

					sand particles					
57	6153/57	2.5x1	5	15.22	Reddish clay soil and sand particles			Figurine fragments		
58	6153/58	2.5x1	3	11.10	Reddish clay soil and sand particles			Figurine fragments		
59	6153/59	3.5x1.5	5	15.34	Reddish clay soil and sand particles			Figurine fragments		
60	6153/60	3.5x1.5	14	17.66	Reddish clay soil and sand particles			Figurine fragments		
61	6153/61	6x2.5	37	25.00	Reddish clay soil and sand particles			Figurine fragments		
62	6153/62	2.5x1.5	8	15.90	Reddish clay soil and sand particles			Figurine fragments		
63	6153/63	4x2	10	15.35	Reddish clay soil and sand particles			Figurine fragments		
64	6153/64	4x1	9	15.20	Reddish clay soil and sand particles			Figurine fragments		
65	6153/65	3.5x1	5	13.20	Reddish clay soil and sand particles			Figurine fragments		
66	6153/66	3x2	19	24.02	Reddish clay soil and sand particles			Figurine fragments		
67	6153/67	3x1	8	10.99	Reddish clay soil and sand particles			Figurine fragments		
68	6153/68	3.5x2	9	14.53	Reddish clay soil and sand particles			Figurine fragments		
69	6153/69	3x3	18	29.67	Reddish clay soil and			Figurine fragments		

					sand particles					
70	6153/70	4.5x2.5	25	18.06	Reddish clay soil and sand particles			Figurine fragments		
71	6153/71	3x2	13	19.05	Reddish clay soil and sand particles			Figurine fragments		
72	6153/72	3x1.5	8	15.30	Reddish clay soil and sand particles			Figurine fragments		
73	6153/73	3x3	17	27.21	Reddish clay soil and sand particles			Figurine fragments		
74	6153/74	3.5x1.5	12	16.03	Reddish clay soil and sand particles			Figurine fragments		
75	6153/75	3.5x3	15	21.37	Reddish clay soil and sand particles			Figurine fragments		
76	6153/76	3.5x2	8	16.48	Reddish clay soil and sand particles			Figurine fragments		
77	6153/77	4x1	10	13.90	Reddish clay soil and sand particles			Figurine fragments		
78	6153/78	3.5x1	5	12.21	Reddish clay soil and sand particles			Figurine fragments		
79	6153/79	3x2	7	12.35	Reddish clay soil and sand particles			Figurine fragments		
80	6153/80	3.5x2	12	22.97	Reddish clay soil and sand particles			Figurine fragments		
81	6153/81	4x2.5	8	14.89	Reddish clay soil and sand particles			Figurine fragments		
82	6153/82	3.5x1.5	8	13.66	Reddish clay soil and			Figurine fragments		

					sand particles					
83	6153/83	4x1.5	8	14.77	Reddish clay soil and sand particles			Figurine fragments		
84	6153/84	4x2	11	15.24	Reddish clay soil and sand particles			Figurine fragments		
85	6153/85	3x1	7	13.87	Reddish clay soil and sand particles			Figurine fragments		
86	6153/86	3x1	8	14.22	Reddish clay soil and sand particles			Figurine fragments		
87	6153/87	3x1	4	12.63	Reddish clay soil and sand particles			Figurine fragments		
88	6153/88	3x1.5	11	17.49	Reddish clay soil and sand particles			Figurine fragments		
89	6153/89	2x1	6	15.36	Reddish clay soil and sand particles			Figurine fragments		
90	6153/90	2.5x1	5	13.59	Reddish clay soil and sand particles			Figurine fragments		
91	6153/91	2.5x1	7	14.48	Reddish clay soil and sand particles			Figurine fragments		
92	6153/92	8x3	46	30.57	Reddish clay soil and sand particles			Figurine fragments		
93	6153/93	6.5x2	26	19.88	Reddish clay soil and sand particles			Figurine fragments		
94	6153/94	6x2	24	17.02	Reddish clay soil and sand particles			Figurine fragments		
95	6153/95	6x2	16	16.63	Reddish clay soil and			Figurine fragments		

					sand particles					
96	6153/96	4x1.5	12	15.55	Reddish clay soil and sand particles			Figurine fragments		
97	6153/97	5x2	22	18.43	Reddish clay soil and sand particles			Figurine fragments		
98	6153/98	6x1.5	26	18.09	Reddish clay soil and sand particles			Figurine fragments		
99	6153/99	5.5x2	24	20.55	Reddish clay soil and sand particles			Figurine fragments		
100	6153/100	3.5x2	19	21.03	Reddish clay soil and sand particles			Figurine fragments		
101	6153/101	6x2	31	20.56	Reddish clay soil and sand particles			Figurine fragments		
102	6153/102	5.5x1.5	20	16.95	Reddish clay soil and sand particles			Figurine fragments		
103	6153/103	5.5x4	31	22.74	Reddish clay soil and sand particles			Figurine fragments		
104	6153/104	5.5x1.5	18	18.08	Reddish clay soil and sand particles			Figurine fragments		
105	6153/105	5x3	32	20.07	Reddish clay soil and sand particles			Figurine fragments		
106	6153/106	7.5x1	16	13.02	Reddish clay soil and sand particles			Figurine fragments		
107	6153/107	7x2	41	20.91	Reddish clay soil and sand particles			Figurine fragments		
108	6153/108	3.5x2	13	15.41	Reddish clay soil and			Figurine fragments		

					sand particles					
109	6153/109	4x2	9	15.24	Reddish clay soil and sand particles			Figurine fragments		
110	6153/110	3.5x2	16	16.90	Reddish clay soil and sand particles			Figurine fragments		
111	6153/111	5x2	18	15.75	Reddish clay soil and sand particles			Figurine fragments		
112	6153/112	5.5x2	20	16.22	Reddish clay soil and sand particles			Figurine fragments		
113	6153/113	4x1	10	15.27	Reddish clay soil and sand particles			Figurine fragments		
114	6153/114	4.5x2	15	13.81	Reddish clay soil and sand particles			Figurine fragments		
115	6153/115	4x2	11	15.06	Reddish clay soil and sand particles			Figurine fragments		
116	6153/116	6.5x2	39	12.91	Reddish clay soil and sand particles			Figurine fragments		
117	6153/117	5.5x2	20	18.99	Reddish clay soil and sand particles			Figurine fragments		
118	6153/118	5.5x3	34	29.56	Reddish clay soil and sand particles			Figurine fragments		
119	6153/119	7x2	29	21.97	Reddish clay soil and sand particles			Figurine fragments		
120	6153/120	7x1.5	30	18.67	Reddish clay soil and sand particles			Figurine fragments		
121	6153/121	4.5x2	16	17.69	Reddish clay soil and			Figurine fragments		

					sand particles					
122	6153/122	2x1	3	11.76	Reddish clay soil and sand particles			Figurine fragments		
123	6153/123	2x1	2	10.87	Reddish clay soil and sand particles			Figurine fragments		
124	6153/124	5x2.5	18	17.06	Reddish clay soil and sand particles			Figurine fragments		
125	6153/125	5x1.5	17	16.96	Reddish clay soil and sand particles			Figurine fragments		
126	6153/126	3x2	13	16.46	Reddish clay soil and sand particles			Figurine fragments		
127	6153/127	5x1.5	18	16.48	Reddish clay soil and sand particles			Figurine fragments		
128	6153/128	6x1.5	18	15.26	Reddish clay soil and sand particles			Figurine fragments		
129	6153/129	5x1.5	12	15.78	Reddish clay soil and sand particles			Figurine fragments		
130	6153/130	4.5x2	15	15.82	Reddish clay soil and sand particles			Figurine fragments		
131	6153/131	3.5x1.5	10	15.86	Reddish clay soil and sand particles			Figurine fragments		
132	6153/132	4x1	8	14.48	Reddish clay soil and sand particles			Figurine fragments		
133	6153/133	4x1	9	16.08	Reddish clay soil and sand particles			Figurine fragments		
134	6153/134	5x2	16	16.24	Reddish clay soil and sand particles			Figurine fragments		

					sand particles					
135	6153/135	5x1.5	15	14.39	Reddish clay soil and sand particles			Figurine fragments		
136	6153/136	5.5x1.5	16	16.96	Reddish clay soil and sand particles			Figurine fragments		
137	6153/137	2x1.5	8	15.46	Reddish clay soil and sand particles			Figurine fragments		
138	6153/138	4.5x3.5	14	16.83	Reddish clay soil and sand particles			Figurine fragments		
139	6153/139	1x1.5	9	14.41	Reddish clay soil and sand particles			Figurine fragments		
140	6153/140	4x1.5	10	13.83	Reddish clay soil and sand particles			Figurine fragments		
141	6153/141	2.5x1	7	12.68	Reddish clay soil and sand particles			Figurine fragments		
142	6153/142	4.5x2.1	18	14.95	Reddish clay soil and sand particles			Figurine fragments		
143	6153/143	4x2	12	20.01	Reddish clay soil and sand particles			Figurine fragments		
144	6153/144	4x2	17	18.50	Reddish clay soil and sand particles			Figurine fragments		
145	6153/145	4x2	14	16.91	Reddish clay soil and sand particles			Figurine fragments		
146	6153/146	5.5x1.5	22	19.32	Reddish clay soil and sand particles			Figurine fragments		

11. HAWULTI, 6154

No.	Inventory No.	Size (H XWXD)cm	Weight (gram)	Thickness (mm)	material	Decoration techniques	Decoration pattern	description	Photo No.	Remark
1	6154/1	5X4	40	33.24	Reddish clay soil and sand particles			Figurine fragment		
2	6154/2	6X4	66	18.50	Reddish clay soil and sand particles			Figurine fragment		
3	6154/3	7X5	102	28.59	Reddish clay soil and sand particles			Figurine fragment		
4	6154/4	6X5.5	55	17.90	Reddish clay soil and sand particles			Figurine fragment		
5	6154/5	5X4.5	45	19.69	Reddish clay soil and sand particles			Figurine fragment		
6	6154/6	6X3	72	51.08	Reddish clay soil and sand particles			Figurine fragment		
7	6154/7	6X3	55	20.53	Reddish clay soil and sand particles			Figurine fragment		
8	6154/8	5.5X3.5	73	21	Reddish clay soil and sand particles			Figurine fragment		
9	6154/9	6.5X4.5	98	26.70	Reddish clay soil and sand particles			Figurine fragment		
10	6154/10	8X4	111	25.66	Reddish clay soil and sand particles			Figurine fragment		
11	6154/11	9X7	131	23.69	Reddish clay soil and sand particles			Figurine fragment		

12	6154/12	9.5X6	168	23.37	Reddish clay soil and sand particles			Figurine fragment		
13	6154/13	11X8	183	22.13	Reddish clay soil and sand particles			Figurine fragment		
14	6154/14	6X5.5	90	25.93	Reddish clay soil and sand particles			Figurine fragment		
15	6154/15	7.5X4	66	18.69	Reddish clay soil and sand particles			Figurine fragment		
16	6154/16	7X5	139	27.25	Reddish clay soil and sand particles			Figurine fragment		
17	6154/17	8X5	98	18.96	Reddish clay soil and sand particles			Figurine fragment		
18	6154/18	12X3	114	21.40	Reddish clay soil and sand particles			Figurine fragment		
19	6154/19	15X12	532	43.53	Reddish clay soil and sand particles			Figurine fragment		
20	6154/20	12X7	225	25.07	Reddish clay soil and sand particles			Figurine fragment		
21	6154/21	9X8	213	21.41	Reddish clay soil and sand particles			Figurine fragment		
22	6154/22	10X9	250	28.46	Reddish clay soil and sand particles			Figurine fragment		
23	6154/23	12X4	187	22.42	Reddish clay soil and sand particles			Figurine fragment		
24	6154/24	11X8	224	19.23	Reddish clay soil and sand particles			Figurine fragment		

12. HAULTI 59, TRENCH XX.XXI, 6155

No.	Inventor y No.	Size (H XWXD)cm	Weight	Thickness (mm)	material	Decoration techniques	Decoration pattern	Description	Photo No.	Remark
1	6155/1	13.5×9.5		38.48	Reddish clay soil and sand particles			Figurine fragment		
2	6155/2	10×6		19.17	Greyish clay and sand particles			Figurine fragment		
3	6155/3	6×3.5		17.55	Greyish clay and sand particles			Figurine fragment		
4	6155/4	6.5×5		18.25	Greyish clay and sand particles			Figurine fragment		
5	6155/5	5.5×4		17.23	Greyish clay and sand particles			Figurine fragment		
6	6155/6	5.5×4		17.36	Greyish clay and sand particles			Figurine fragment		
7	6155/7	6.5×4.5		24.70	Greyish clay and sand particles			Figurine fragment		
8	6155/8	6×4		19.50	Greyish clay and sand particles			Figurine fragment		
9	6155/9	7.5×4.5		23.48	Greyish clay and sand particles			Figurine fragment		
10	6155/10	7×4		30.57	Greyish clay and sand particles			Figurine fragment		
11	6155/11	7.2×3.6		22.95	Greyish clay and sand particles			Figurine fragment		
12	6155/12	7×2.7		17.49	Greyish clay and sand particles			Figurine fragment		
13	6155/13	6×3		20.16	Greyish clay and sand particles			Figurine fragment		
14	6155/14	8×2.5		18.96	Greyish clay and sand particles			Figurine fragment		
15	6155/15	7×2.5		20.97	Greyish clay and sand particles			Figurine fragment		
16	6155/16	5.5×3.5		18.71	Greyish clay and sand particles			Figurine fragment		
17	6155/17	5×3		23.18	Greyish clay and sand particles			Figurine fragment		
18	6155/18	5×2.5		17.03	Greyish clay and sand particles			Figurine fragment		
19	6155/19	3.5×3.5		20.03	Greyish clay and sand particles			Figurine fragment		
20	6155/20	6×3		16.62	Greyish clay and sand particles			Figurine fragment		
21	6155/21	4×3.5		16.81	Greyish clay and sand particles			Figurine fragment		

22	6155/22	3.5×3.6		16.68	Greyish clay and sand particles			Figurine fragment		
23	6155/23	5×1.5		18.02	Greyish clay and sand particles			Figurine fragment		
24	6155/24	5.5×3.5		28.98	Greyish clay and sand particles			Figurine fragment		
25	6155/25	5×2		13.65	Greyish clay and sand particles			Figurine fragment		
26	6155/26	3×2.5		21.13	Greyish clay and sand particles			Figurine fragment		
27	6155/27	3.5×2		21.04	Greyish clay and sand particles			Figurine fragment		
28	6155/28	4×3.5		29.54	Greyish clay and sand particles			Figurine fragment		
29	6155/29	3.5×3		14.61	Greyish clay and sand particles			Figurine fragment		
30	6155/30	6.5×2.5		18.44	Greyish clay and sand particles			Figurine fragment		
31	6155/31	7×2.5		20.65	Reddish clay and sand particles			Figurine fragment		
32	6155/32	5.3×3.7		27.54	Greyish clay and sand particles			Figurine fragment		
33	6155/33	2.6×3.5		21.18	Greyish clay and sand particles			Figurine fragment		
34	6155/34	4.5×3		21.43	Greyish clay and sand particles			Figurine fragment		
35	6155/35	3.4×3		29.59	Greyish clay and sand particles			Figurine fragment		
36	6155/36	6×1.5		18.61	Greyish clay and sand particles			Figurine fragment		
37	6155/37	5×2.5		15.31	Greyish clay and sand particles			Figurine fragment		
38	6155/38	4.2×2.5		15.67	Greyish clay and sand particles			Figurine fragment		
39	6155/39	4.5×3		24.68	Greyish clay and sand particles			Figurine fragment		
40	6155/40	5.5×4		23.14	Greyish clay and sand particles			Figurine fragment		
41	6155/41	5×3		17.67	Greyish clay and sand particles			Figurine fragment		
42	6155/42	3×5		21.53	Greyish clay and sand particles			Figurine fragment		
43	6155/43	2.3×2.5		17.39	Greyish clay and sand particles			Figurine fragment		
44	6155/44	5×3		18.58	Greyish clay and sand particles			Figurine fragment		
45	6155/45	4×3		25.93	Greyish clay and sand particles			Figurine fragment		
46	6155/46	4×3		29.20	Greyish clay and sand particles			Figurine fragment		
47	6155/47	3.5×2.5		20.08	Greyish clay and sand particles			Figurine fragment		

48	6155/48	4×2.5		18.58	Greyish clay and sand particles			Figurine fragment		
49	6155/49	3.5×2.5		15.52	Greyish clay and sand particles			Figurine fragment		
50	6155/50	5×2.5		17.89	Greyish clay and sand particles			Figurine fragment		
51	6155/51	3.2×2.5		19.12	Greyish clay and sand particles			Figurine fragment		
52	6155/52	3.5×3		16.63	Greyish clay and sand particles			Figurine fragment		
53	6155/53	2.5×2.5		17.26	Greyish clay and sand particles			Figurine fragment		
54	6155/54	3×2		23.49	Greyish clay and sand particles			Figurine fragment		
55	6155/55	2.5×1.5		15.52	Greyish clay and sand particles			Figurine fragment		
56	6155/56	2.5×2		16.13	Greyish clay and sand particles			Figurine fragment		
57	6155/57	2×1.5		16.06	Greyish clay and sand particles			Figurine fragment		
58	6155/58	3×2.2		17.02	Greyish clay and sand particles			Figurine fragment		
59	6155/59	2.2×1.5		20.87	Greyish clay and sand particles			Figurine fragment		
60	6155/60	3×1		13.84	Greyish clay and sand particles			Figurine fragment		
61	6155/61	2×1.5		20.06	Greyish clay and sand particles			Figurine fragment		

13. HAULTI 59 ,TRENCHEE XXLL,6156

No.	Inventory No.	Size (H XWXD)cm	Weight (gram)	Thickness (mm)	material	Decoration techniques	Decoration pattern	description	Photo No.	Remark
1	6156/1	8x4.5	107	23.34	Reddish clay soil and sand particles			Body of a potsherd		
2	6156/2	6.5x6.5	165	37.66	Reddish clay soil and sand particles			Body of a potsherd		
3	6156/3	7.5x6.5	192	32.48	Reddish clay soil and sand particles			Body of a potsherd		
4	6156/4	8x4.5	128	25.99	Reddish clay soil and			Body of a potsherd		

					sand particles					
5	6156/5	13x10	272	24.25	Reddish clay soil and sand particles			Body of a potsherd		
6	6156/6	11x7	237	38.81	Reddish clay soil and sand particles			Body of a potsherd		
7	6156/7	7x5	208	40.51	Reddish clay soil and sand particles			Body of a potsherd		
8	6156/8	12x7	161	18.54	Reddish clay soil and sand particles			Body of a potsherd		
9	6156/9	13x9	334	24.58	Reddish clay soil and sand particles			Body of a potsherd		
10	6156/10	12x8	207	20.74	Reddish clay soil and sand particles			Body of a potsherd		
11	6156/11	11x10	200	25.65	Reddish clay soil and sand particles			Body of a potsherd		
12	6156/12	6x5.5	91	25.61	Reddish clay soil and sand particles			Body of a potsherd		
13	6156/13	12x8	361	51.98	Reddish clay soil and sand particles			Body of a potsherd		

14. HAULTI 59, TRENCH XXI -XXIV, 6157

No.	Inventory No.	Size (H XWXD)cm	Weight	Thickness (mm)	material	Decoration techniques	Decoration pattern	Description	Photo no.	Remark
1	6157/1	14x10.55		52.84	Reddish clay and sand particles			Figurine		
2	6157/2	13x8.5		44.06	Reddish clay and sand particles			Figurine		
3	6157/3	10x6.5		44.24	Reddish clay and sand particles			Figurine		
4	6157/4	12x7		44.25	Reddish clay and sand particles			Figurine		
5	6157/5	13x5.5		49.63	Reddish clay and sand particles			Figurine		

15. HAULTI TR .XXII TESSONS NON ORNAMENTS ,6159

No.	Inventory No.	Size (H XWxD)cm	Weight (gram)	Thickness (mm)	material	Decoration techniques	Decoration pattern	description	Photo No.	Remark
1	6159/1	5.5x5	48	11.55	Reddish clay soil and sand particles			Body of unknown clay object with broken handles		
2	6159/2	4x3.5	30	10.5	Reddish clay soil and sand particles			Body of unknown clay object with broken handle		
3	6159/3	4x2.5	16	14.04	Reddish clay soil and sand particles	Impression	Impressed parallel lines	Body of unknown clay object	0421	

16. HAULTI 59, TRENCH VIII, 6160

No.	Inventory No.	Size (H XWxD)cm	Weight (gram)	Thickness (mm)	material	Decoratio n techniques	Decoration pattern	description	Photo No.	Remar k
1	6160/1	7x5.5	65	15.73	Reddish clay soil and sand particles	Applique	Clay ball applique	Body of unknown clay object		
2	6160/2	3x2	11	13.74	Reddish clay soil and sand particles			Rim of a potsherd		
3	6160/3	5.5x5	32	7.30	Reddish clay soil and sand particles			Body of a potsherd		
4	6160/4	6x6x8	32	11.10	Reddish clay soil and sand particles	Applique	Clay ball applique on rim top and incision on it	Rim of a bowl	0391	

5	6160/5	4.5x3	22	16.25	Reddish clay soil and sand particles	Applique	Applied bird like figurine on the rim lip of the potsherd	Rim of a potsherd with bird like clay ball on the rim top	0369/70	
6	6160/6	5x3.5x4	23	7.40	Reddish clay soil and sand particles			Rim of a cup		
7	6160/7	4x2	10	11.62	Reddish clay soil and sand particles			Body of a potsherd		
8	6160/8	4x3	12	1.85	Reddish clay soil and sand particles			Body of a potsherd		
9	6160/9	3.5x3.5	16	11.27	Reddish clay soil and sand particles			Body of a potsherd		
10	6160/10	4x3.5	10	6.33	Reddish clay soil and sand particles			Body of a potsherd		
11	6160/11	7x6	32x11	9.43	Reddish clay soil and sand particles	Applique and impression	Clay ball applique on the rim lip of a bowl and wavy clay applique superimposed over impressed vertical parallel lines on the exterior part	Rim of a bowl	0371/72	
12	6160/12	4x3.5	16	10.08	Reddish clay soil and sand particles			Body of a potsherd		
13	6160/13	2.5x3	4	8.29	Reddish clay soil and sand particles			Rim of a potsherd		
14	6160/14	2.5x3.5x4	7	7.27	Reddish clay soil and sand particles			Body of a cup		

15	6160/15	2.5x2.5	3	4.63	Reddish clay soil and sand particles	Incision	Incised dots on the exterior part	Body of a potsherd		
16	6160/16	3x2	5	6.04	Reddish clay soil and sand particles			Rim of a potsherd		
17	6160/17	2x5	14	15.17	Reddish clay soil and sand particles			Rim of a potsherd		
18	6160/18	3x4x6	6	5.88	Reddish clay soil and sand particles	Incision and applique	Incised dots and clay ball applique on the rim top	Rim of a bowl	0373	
19	6160/19	3.5x5x6	13	9.70	Reddish clay soil and sand particles	Incision	Incised dots on the rim top	Rim of a bowl	0374	
20	6160/20	1.5x3	4	9.71	Reddish clay soil and sand particles			Rim of a cup		
21	6160/21	2x1	1	8.12	Reddish clay soil and sand particles			Broken coil handle of a potsherd		
22	6160/22	3.5x1.5	4	7.17	Reddish clay soil and sand particles			Body of a potsherd		
23	6160/23	2x1.5	2	8	Reddish clay soil and sand particles			Body of a potsherd		
24	6160/24	1.5x3.5	7	15.56	Reddish clay soil and sand particles			Body of a potsherd		
25	6160/25	3.5x2.5	17	29.77	Reddish clay soil and sand particles			Body of unknown clay object		
26	6160/26	3x13.5x10	29	5.76	Grayish clay soil and sand particles			Rim of a bowl		

27	6160/27	2.5x4.5x6	10	9.35	Reddish clay soil and sand particles	Applique	Bird like clay ball applique on the rim top	Rim of a bowl with bird like figurine on the rim top	0375/76	
28	6160/28	4.5x2.5	21	5.96	Reddish clay soil and sand particles			Rim of a potsherd		

17. HAULTI 59, TRENCHES XI-XII, 6161

No.	Inventory No.	Size (H XWxD)cm	Weight (gram)	Thickness (mm)	material	Decoration techniques	Decoration pattern	Description	Photo No.	Remark
1	6161/1	6.5X6.5	51	8.25	Reddish clay soil and sand particles	Incision or Ovoid walking punctates	Ovoid walking punctates on the exterior	Body of a potsherd	0290	
2	6161/2	8.5X7.5	80	9.11	Grayish clay soil and sand particles	Incision or Ovoid walking punctates	Ovoid walking punctates on the exterior and incised horizontal parallel lines	Body of a potsherd	0291	
3	6161/3	7X5.5	36	8.57	Reddish clay soil and sand particles	Incision or Ovoid walking punctates	Ovoid walking punctates on the exterior, exterior	Body of a potsherd	0292	
4	6161/4	4.5X3	7	4.37	Reddish clay soil and sand particles	Incision	Incised both superimposed vertical and horizontal lines , exterior	Body of a potsherd	0293	
5	6161/5	5X4.5	28	7.66	Grayish clay soil and sand particles	Incision	Incised horizontal lines at the Centre and wavy lines on both sides, exterior	Body of a potsherd	0294	
6	6161/6	H6X8	28	5.5	Grayish clay soil and sand particles	Incision	Incised zonal parallel lines and at the center discontinuous and short lines like ovoid walking punctates ,exterior	Body of a potsherd	0295	
7	6161/7	5.5X4	11	5.91	Reddish clay soil and sand particles	Incision	Incised zonal parallel lines and at the center discontinuous and short lines like ovoid walking punctates,exterior	Body of a potsherd	0296	
8	6161/8	6X5	46	4.81	Grayish clay soil and sand particles	Incision	Incised parallel lines and wavy lines	Body of a potsherd	0297	

9	6161/9	5X4	24	14.01	Grayish clay soil and sand particles	Incision	Incised parallel lines and superimposed parallel wavy lines	Body of a potsherd	0298	
10	6161/10	8X3.5	33	8.39	Grayish clay soil and sand particles	Incision	Incised parallel lines and superimposed parallel wavy lines	Body of a potsherd	0299	
11	6161/11	4.5X3.5	12	8.86	Grayish clay soil and sand particles	Incision or Ovoid walking punctates	Ovoid walking punctates on the exterior and incised horizontal parallel lines	Body of a potsherd	0300	
12	6161/12	3.5X3	7	5.78	Grayish clay soil and sand particles	Incision	Incised horizontal lines at the Centre and wavy lines on both sides, exterior	Body of a potsherd		
13	6161/13	3X2	10	4.37	Grayish clay soil and sand particles					
14	6161/14	H3.5X4	9	7.62	Grayish clay soil and sand particles	Incision	Incised zonal parallel lines and at the center discontinuous and short lines like ovoid walking punctates,exterior	Body of a potsherd	0301	
15	6161/15	4.5X4.5	8	6.10	Grayish clay soil and sand particles	Incision	Incised zonal parallel lines and at the center discontinuous and short lines like ovoid walking punctates,exterior	Body of a potsherd	0302	
16	6161/16	2.5X2	3	4.52	Grayish clay soil and sand particles					
17	6161/17	3X2	3	4.17	Grayish clay soil and sand particles					
18	6161/18	2.5X1.5	3	3.83	Grayish clay soil and sand particles					
19	6161/19	4X2.5	7	5.98	Grayish clay soil and sand particles	Incision	Incised zonal parallel lines and at the center discontinuous and short lines like ovoid walking punctates interrupted by applied solid lug structure, exterior	Body of a potsherd ,	0307	
20	6161/20	3X3	5	6.21	Grayish clay soil and sand particles	Incision	Incised zonal parallel lines and at the center discontinuous and short	Body of a potsherd		

							lines like ovoid walking punctates,exterior			
21	6161/21	3X2	5	4.71	Grayish clay soil and sand particles			Body of a potsherd		
22	6161/22	3.5X2	4	5.75	Grayish clay soil and sand particles	Incision	Incised zonal parallel lines and at the center discontinuous and short lines like ovoid walking punctates,exterior	Body of a potsherd	0308	
23	6161/23	3X2	3	5.42	Reddish clay soil and sand particles	Incision	Incised combined vertical and horizontal lines	Body of a potsherd	0309	
24	6161/24	2.5X2	1	4.13	Grayish clay soil and sand particles			Body of a potsherd		
25	6161/25	2X1	1	3.23	Grayish clay soil and sand particles			Body of a potsherd		
26	6161/26	5X4	25	4.33	Grayish clay soil and sand particles			Body of unknown clay object with one hole at the center and broken holes edges		
27	6161/27	6X8	38	9.90	Grayish clay soil and sand particles			Rim of a bowl with plain and smooth lip		
28	6161/28	6X4.5	28	7.91	Reddish clay soil and sand particles			Rim of jar ,with plain rim and smooth lip	0311	
29	6161/29	3X4	10	6.71	Reddish clay soil and sand particles			Rim of a potsherd		
30	6161/30	3X7.5	16	4.72	Grayish clay soil and sand particles	Incision	Exterior incised wavy lines	Rim of jar with everted lip		
31	6161/31	7X6.5	42	6.47	Exterior bottom grayish top blackish interior blackish clay soil and sand particles			Rim of a bowl with plain and smooth lip		
32	6161/32	3.5X6	12	8.57	Grayish clay soil and sand particles			Rim of a bowl with plain and		

								smooth lip and exterior lip thickened		
33	6161/33	3.5X3	11	6.67	Grayish clay soil and sand particles			Rim of a potsherd		
34	6161/34	2X3.5	3	7.31	Grayish clay soil and sand particles			Rim of cup with exterior everted lip		
35	6161/35	5X4	23	5.09	Grayish clay soil and sand particles			Rim of a potsherd		
36	6161/36	5.5X8	25	6.57	Blackish clay soil and sand particles			Rim of a bowl with plain and smooth lip		
37	6161/37	5X4	16	6.01	Exterior grayish interior blackishclay soil and sand particles			Body of a potsherd with broken handle		
38	6161/38	7X4.5	33	4.89	Grayish clay soil and sand particles			Body of a potsherd with upright coil handle	0312	
39	6161/39	3X2	3	7.51	Grayish clay soil and sand particles	Incision	Incised parallel lines near the handle	Body of a potsherd with small coil handle		
40	6161/40	4X3.5	8	3.39	Reddish clay soil and sand particles	Incision	Incised dots or ovoid walking punctates superimposed the handle itself	Body of a potsherd with small coil handle	0313	
41	6161/41	7X5	17	6.06	Grayish clay soil and sand particles	Incision	Incised zonal parallel lines and at the center discontinuous and short lines like ovoid walking punctates interrupted by applied solid lug structure, exterior	Body of a potsherd ,coil handle	0314	

18. HAULTI 59, TRENCH XXLL, 6163

No.	Inventory No.	Size (H XWxD)cm	Weight (gram)	Thickness (mm)	material	Decoration techniques	Decoration pattern	description	Photo No.	Remark
1	6163/1	8x4.5	191	44.79	Reddish clay soil and sand particles			Figurine fragment, leg		
2	6163/2	12x6	254	39.99	Reddish clay soil and sand particles			Figurine fragment		
3	6163/3	6x2.5	67	24.91	Reddish clay soil and sand particles			Figurine fragment		
4	6163/4	6x6	90	31.05	Reddish clay soil and sand particles			Figurine fragment		
5	6163/5	8x5	92	17.31	Reddish clay soil and sand particles			Figurine fragment		
6	6163/6	12x10.5	568	36.86	Reddish clay soil and sand particles			Figurine fragment		
7	6163/7	12x9.5	265	16.49	Reddish clay soil and sand particles			Figurine fragment		
8	6163/8	20x13	554	21.09	Reddish clay soil and sand particles			Figurine fragment		
9	6163/9	7x6	143	28.22	Reddish clay soil and sand particles			Figurine fragment		
10	6163/10	7x5.5	92	20.54	Reddish clay soil and sand particles			Figurine fragment		
11	6163/11	5x4.5	44	27.31	Reddish clay soil and sand particles			Figurine fragment		
12	6163/12	6x4	64	24.78	Reddish clay soil and sand particles			Figurine fragment		
13	6163/13	6.5x3.5	55	18.36	Reddish clay soil and sand particles			Figurine fragment		
14	6163/14	4.5x3	32	38.25	Reddish clay soil and sand particles			Figurine fragment		
15	6163/15	3x2	23	26.59	Reddish clay soil and sand particles			Figurine fragment		
16	6163/16	4x1.5	14	18.38	Reddish clay soil and sand particles			Figurine fragment		
17	6163/17	2.5x1.5	6	13.42	Reddish clay soil and sand particles			Figurine fragment		

19. 6164

No.	Inventor y No.	Size (H XWxD)cm	Weight (gram)	Thickness (mm)	Material	Decoration techniques	Decoration pattern	Description	Photo No.	Remark
1	6164/1	13.5x5.5	153	19.45	Grayish clay soil and sand particles			Figurine fragment		
2	6164/2	7.5x5.5	120	35.08	Grayish clay soil and sand particles			Figurine fragment		
3	6164/3	11x4.5	137	19.17	Grayish clay soil and sand particles			Figurine fragment		
4	6164/4	10.5x5.5	92	17.55	Grayish clay soil and sand particles			Figurine fragment		
5	6164/5	7x4	67	19.10	Grayish clay soil and sand particles			Figurine fragment		
6	6164/6	11.5x8	151	24.26	Grayish clay soil and sand particles			Figurine fragment		
7	6164/7	7x6	95	20.38	Grayish clay soil and sand particles			Figurine fragment		
8	6164/8	9x4	81	18.76	Grayish clay soil and sand particles			Figurine fragment		
9	6164/9	6x2	28	22.20	Grayish clay soil and sand particles			Figurine fragment		
10	6164/10	5x4	35	17.45	Grayish clay soil and sand particles			Figurine fragment		
11	6164/11	7x6	62	29.44	Grayish clay soil and sand particles			Figurine fragment		
12	6164/12	7x3.5	65	18.20	Grayish clay soil and sand particles			Figurine fragment		
13	6164/13	5.5x2.5	40	18.89	Grayish clay soil and sand particles			Figurine fragment		
14	6164/14	4.5x3.5	32	23.68	Grayish clay soil and sand particles			Figurine fragment		
15	6164/15	2x1	3	12.88	Grayish clay soil and sand particles			Figurine fragment		
16	6164/16	3.5x2.5	25	18.07	Grayish clay soil and sand particles			Figurine fragment		
17	6164/17	6x2	31	24.84	Grayish clay soil and sand particles			Figurine fragment		
18	6164/18	5.5x4	38	22.06	Grayish clay soil and sand particles			Figurine fragment		

19	6164/19	4.5x3.5	54	26.61	Grayish clay soil and sand particles			Figurine fragment		
20	6164/20	4.5x3	31	15.35	Grayish clay soil and sand particles			Figurine fragment		
21	6164/21	3.5x3	21	15.81	Grayish clay soil and sand particles			Figurine fragment		
22	6164/22	2.5x2.5	26	33.93	Grayish clay soil and sand particles			Figurine fragment		
23	6164/23	7x3	57	20.43	Grayish clay soil and sand particles			Figurine fragment		
24	6164/24	6x2	41	17.99	Grayish clay soil and sand particles			Figurine fragment		
25	6164/25	4x2	10	17.82	Grayish clay soil and sand particles			Figurine fragment		
26	6164/26	3.5x2.5	16	16.16	Grayish clay soil and sand particles			Figurine fragment		
27	6164/27	2x2	6	15.29	Grayish clay soil and sand particles			Figurine fragment		
28	6164/28	3x2	10	14.86	Grayish clay soil and sand particles			Figurine fragment		
29	6164/29	3x3.5	19	24.72	Grayish clay soil and sand particles			Figurine fragment		
30	6164/30	6x2	16	17.39	Grayish clay soil and sand particles			Figurine fragment		
31	6164/31	4.5x3	28	21.17	Grayish clay soil and sand particles			Figurine fragment		
32	6164/32	3x3	13	16.31	Grayish clay soil and sand particles			Figurine fragment		
33	6164/33	3.5x2	17	16.90	Grayish clay soil and sand particles			Figurine fragment		
34	6164/34	3x2	14	18.84	Grayish clay soil and sand particles			Figurine fragment		
35	6164/35	4x1	10	16.71	Grayish clay soil and sand particles			Figurine fragment		
36	6164/36	3x3	18	15.91	Grayish clay soil and sand particles			Figurine fragment		
37	6164/37	4.5x3	27	25.84	Grayish clay soil and sand particles			Figurine fragment		
38	6164/38	3x2	9	13.28	Grayish clay soil and sand			Figurine fragment		

					particles					
39	6164/39	3x2	9	11.38	Grayish clay soil and sand particles			Figurine fragment		
40	6164/40	7x4	58	15.42	Grayish clay soil and sand particles			Figurine fragment		
41	6164/41	5.5x2.5	29	20.08	Grayish clay soil and sand particles			Figurine fragment		
42	6164/42	3.5x3	26	21.95	Grayish clay soil and sand particles			Figurine fragment		
43	6164/43	3.5x2.5	23	18.12	Grayish clay soil and sand particles			Figurine fragment		
44	6164/44	7x5.5	83	21.89	Grayish clay soil and sand particles			Figurine fragment		
45	6164/45	7x3	67	24.23	Grayish clay soil and sand particles			Figurine fragment		
46	6164/46	5x3.5	45	22.25	Grayish clay soil and sand particles			Figurine fragment		
47	6164/47	7x5	68	21.05	Grayish clay soil and sand particles			Figurine fragment		
48	6164/48	6x2.5	25	15.37	Grayish clay soil and sand particles			Figurine fragment		
49	6164/49	6x4	32	17.53	Grayish clay soil and sand particles			Figurine fragment		
50	6164/50	6x2.5	35	17.27	Grayish clay soil and sand particles			Figurine fragment		
51	6164/51	9x4	100	20.16	Grayish clay soil and sand particles			Figurine fragment		
52	6164/52	3x1	12	17.89	Grayish clay soil and sand particles			Figurine fragment		
53	6164/53	5x2	26	17.51	Grayish clay soil and sand particles			Figurine fragment		
54	6164/54	4.5x2	21	17.76	Grayish clay soil and sand particles			Figurine fragment		
55	6164/55	4x2.5	20	21.62	Grayish clay soil and sand particles			Figurine fragment		
56	6164/56	2.5x2	10	17.43	Grayish clay soil and sand particles			Figurine fragment		
57	6164/57	4x1.5	12	17.97	Grayish clay soil and sand particles			Figurine fragment		

58	6164/58	3x2.5	10	14.68	Grayish clay soil and sand particles			Figurine fragment		
59	6164/59	3x1.5	10	20.63	Grayish clay soil and sand particles			Figurine fragment		
60	6164/60	3.5x2	7	11.96	Grayish clay soil and sand particles			Figurine fragment		
61	6164/61	2x1.5	6	13.78	Grayish clay soil and sand particles			Figurine fragment		
62	6164/62	1x1	5	18.60	Grayish clay soil and sand particles			Figurine fragment		
63	6164/63	3x1	8	15.08	Grayish clay soil and sand particles			Figurine fragment		
64	6164/64	3x1	6	13.57	Grayish clay soil and sand particles			Figurine fragment		
65	6164/65	3x1	6	12.08	Grayish clay soil and sand particles			Figurine fragment		
66	6164/66	2x2	6	19.38	Grayish clay soil and sand particles			Figurine fragment		
67	6164/67	1x1.5	4	16.89	Grayish clay soil and sand particles			Figurine fragment		
68	6164/68	1x1.5	3	15.17	Grayish clay soil and sand particles			Figurine fragment		
69	6164/69	3x1.5	12	16.87	Grayish clay soil and sand particles			Figurine fragment		
70	6164/70	3x2	15	19.88	Grayish clay soil and sand particles			Figurine fragment		
71	6164/71	3.2x1	11	19.14	Grayish clay soil and sand particles			Figurine fragment		
72	6164/72	4.5x3.5	32	21.73	Grayish clay soil and sand particles			Figurine fragment		
73	6164/73	4.5x3	26	16.69	Grayish clay soil and sand particles			Figurine fragment		
74	6164/74	3.5x2	14	15.14	Grayish clay soil and sand particles			Figurine fragment		
75	6164/75	3x1.5	11	18.41	Grayish clay soil and sand particles			Figurine fragment		
76	6164/76	3.5x2	15	20.96	Grayish clay soil and sand particles			Figurine fragment		
77	6164/77	3x2	5	14.60	Grayish clay soil and sand			Figurine fragment		

					particles					
78	6164/78	3x2	7	12.94	Grayish clay soil and sand particles			Figurine fragment		
79	6164/79	2x1.5	6	15.12	Grayish clay soil and sand particles			Figurine fragment		
80	6164/80	3x2	8	12.84	Grayish clay soil and sand particles			Figurine fragment		
81	6164/81	3x1.5	5	12.72	Grayish clay soil and sand particles			Figurine fragment		
82	6164/82	4x2	3	9.42	Grayish clay soil and sand particles			Figurine fragment		

20. HAULTI, TRANCHEE EXTERIEURE X (EXTERIOR TRENCH NUMBER 10), POTERIE TYPE AXUM I (POTTERY TYPE AXUM I), HAU.6165

No.	Inventory No.	Size (H XWxD)cm	Weight (gram)	Thickness (mm)	material	Decoration techniques	Decoration pattern	Description	Photo No.	Remark
1	6165/1	4.5X3	43	16.01	Reddish clay soil and sand particles			Body of a potsherd		
2	6165/2	3.5X6	55	15.82	Reddish clay soil and sand particles	Incision	Incised Parallel lines above the base and dot incised lines at the edge of the base.	Base of a potsherd	0012	
3	6165/3	1.5X5X	18	7.50	Reddish clay soil and sand particles			A broken incense burner. It looks like a waist part of the burner. A broken part is visible at one end and the other part looks finished		
4	6165/4	4X6.5	75	19.68	Reddish clay soil and sand particles	Impression	Impressed parallel lines	Waist of potsherd		
5	6165/5	1X3X	16	7	Reddish clay soil and sand particles			A broken incense burner. It looks like a waist part of the burner. A broken part is visible at one end and the other part looks finished		

6	6165/6	2X3.5	12	9.60	Reddish clay soil and sand particles	Incision	Incised dot lines	Base of potsherd	0013	
7	6165/7	3.5X6	29	15.48	Reddish clay soil and sand particles			Body of a potsherd		
8	6165/8	3X3.5	17	12.92	Reddish clay soil and sand particles	Incision and applique	Incised parallel dot lines on the applique on the external body potsherd	Body of a potsherd	0014	
9	6165/9	3X3	12	9.78	Reddish clay soil and sand particles			Body of a potsherd		
10	6165/10	2.5X1.5	3	8.70	Reddish clay soil and sand particles			Body of a potsherd		
11	6165/11	3X2.6	13	12.06	Grayish clay soil and sand particles	Incision	Incised v shaped parallel lines	Body of potsherd	0015	
12	6165/12	4.5X6	51	13.03	Reddish clay soil and sand particles	Incision	Incised zonal parallel lines	Body of a potsherd		
13	6165/13	2X4	10	8.28	Exterior reddish and interior grayish clay soil and sand particles			Body of a potsherd		
14	6165/14	5.5X6.5	70	17.84	Exterior grayish and interior reddish clay soil and sand particles	Incision	Incised parallel lines	Body of a potsherd ,thick fragment, imitated amphora	0017	
15	6165/15	5X3	28	16.47	Reddish clay soil and sand particles	Incision and applique	Clay ball applique and incised dots on it	Body of potsherd		
16	6165/16	4X4	15	8.53	Exterior reddish and interior grayish clay soil and sand particles			Body of potsherd		
17	6165/17	5X2	12	8.69	Exterior reddish and interior grayish clay soil and sand particles			Body of a potsherd		
18	6165/18	3X4	14	9.19	Reddish clay soil and sand particles	Impression	Impressed parallel lines	Body of potsherd	0016	
19	6165/19	2.5X3	9	8.93	Reddish clay soil and sand particles	Applique	Clay ball applique	Body of a potsherd		

20	6165/20	3X2.6	10	9.85	Exterior red and dark reddish gray interior grayish clay soil and sand particles	Incision	Incised zonal parallel lines and dot lines	Body of a potsherd ,well furnished	0018	
21	6165/21	3X3.6	15	15.29	Reddish clay soil and sand particles			Body of potsherd		
22	6165/22	4X2.5	9	6.39	Reddish clay soil and sand particles	Applique	Clay ball applique	Body of a potsherd		
23	6165/23	9X4	47	9.81	Reddish clay soil and sand particles	incision	Incised zonal parallel lines and dots	Body of a potsherd with complex decoration pattern	0019	
24	6165/24	3X3.5	10	6.37	Exterior reddish and interior grayish clay soil and sand particles			Body of a potsherd		
25	6165/25	2X3.5	7	6.83	Grayish clay soil and sand particles	Incision	Incised zonal parallel line and dots	Body of a potsherd		
26	6165/26	3X2.5	11	7.80	Grayish clay soil and sand particles			Body of a potsherd		
27	6165/27	4X2.5	8	8.62	Exterior reddish and interior grayish clay soil and sand particles	Applique	Clay ball applique	Body of a potsherd	0020	
28	6165/28	4.5X5	23	8.39	Exterior reddish and interior grayish clay soil and sand particles	Incision	Incised zonal parallel dot lines	Body of a potsherd	0021	
29	6165/29	2.5X2	6	6.62	Reddish clay soil and sand particles			Body of a potsherd		
30	6165/30	4X2	5	8	Exterior reddish and interior grayish clay soil and sand particles	Incision	Incised zonal parallel lines and dots	Body of a potsherd	0022	
31	6165/31	2.5X2.5	9	8.01	Reddish clay soil and sand particles			Body of a potsherd		
32	6165/32	3X1.5	8	10.32	Reddish clay soil and sand particles			Body of a potsherd		
33	6165/33	3.5X3.5	5	8.66	Exterior reddish	Impression	Impressed parallel	Body of a potsherd		

					and interior grayish clay soil and sand particles		lines			
34	6165/34	3X3.5	12	10.57	Reddish clay soil and sand particles	Incision	Incised lines and dots	Body of a potsherd		
35	6165/35	4X2.5	16	10.54	Reddish clay soil and sand particles	Incision	Incised dots	Body of a potsherd		
36	6165/36	2X4	7	6.60	Reddish clay soil and sand particles			Body of a potsherd		
37	6165/37	3X2	7	6.06	Reddish clay soil and sand particles	Incision	Incised parallel dot lines	Body of a potsherd		
38	6165/38	3X2	4	5.04	Reddish clay soil and sand particles	Impression	Impressed parallel lines	Body of a potsherd		
39	6165/39	2X2	3	4.97	Reddish clay soil and sand particles			Body of a potsherd		
40	6165/40	2X2.5	7	9.40	Reddish clay soil and sand particles	Applique	Clay ball like sausage attachment	Body of a potsherd		
41	6165/41	2.5X3.6	14	11.65	Reddish clay soil and sand particles			Body of a potsherd		
42	6165/42	3X1.5	5	7.93	Grayish clay soil and sand particles	Incision	Incised horizontal parallel lines	Body of a potsherd		
43	6165/43	2.5X4.6	11	6.47	Reddish clay soil and sand particles	Incision and impression	Incised and impressed zonal parallel dot and lines.	Body of a potsherd.	0023	
44	6165/44	3X2	5	4.96	Reddish clay soil and sand particles	Incision	Incised zonal parallel horizontal and vertical lines	Body of a potsherd	0024	
45	6165/45	2X4	13	7.22	Reddish clay soil and sand particles			Body of a potsherd		
46	6165/46	4X3	11	10.89	Reddish clay soil and sand particles	Applique	Clay ball like sausage attachment	Body of a potsherd	0025	
47	6165/47	4X1.5	6	11.66	Exterior reddish and interior grayish clay soil and sand particles			Body of a potsherd		
48	6165/48	3X2.5	13	11.39	Reddish clay soil and sand particles	Incision	Incised dot and lines	Body of a potsherd		
49	6165/49	3.2X2.5	10	7.86	Reddish clay soil	Impression	Impressed vertical	Body of a potsherd		

					and sand particles	and incision	parallel lines and incised dot and half star like picture.			
50	6165/50	2.5X3.5	9	7.92	Exterior reddish and interior grayish clay soil and sand particles			Body of a potsherd		
51	6165/51	4.5X4	18	8.74	Exterior grayish and interior reddish clay soil and sand particles	Impression	Impressed vertical parallel lines	Body of a potsherd	0026	
52	6165/52	3.5X3.5	8	9.14	Reddish clay soil and sand particles			Body of a potsherd		
53	6165/53	3X2.5	23	20.17	Grayish clay soil and sand particles	Incision	Incised v shaped parallel lines	Body of a potsherd, very thick.		
54	6165/54	3.5X3	9	6.61	Exterior reddish and interior grayish clay soil and sand particles	Incision	Incised vertical dot lines	Body of a potsherd		
55	6165/55	3.5X2	6	6.77	Exterior reddish and interior grayish clay soil and sand particles			Body of a potsherd		
56	6165/56	3X3	8	6.40	Reddish clay soil and sand particles			Body of a potsherd		
57	6165/57	3X3	11	9.54	Reddish clay soil and sand particles	Impression	Impressed parallel lines	Body of a potsherd		
58	6165/58	3X3	12	17.84	Grayish clay soil and sand particles	Incision	Incised irregular lines	Body of a potsherd		
59	6165/59	3X3	9	6.36	Reddish clay soil and sand particles	Applique and incision	Incised dots on clay ball attachment	Body of a potsherd		
60	6165/60	2.5X2	4	5.45	Exterior grayish and interior reddish clay soil and sand particles	Incision	Incised zonal horizontal parallel lines and dots.	Body of a potsherd, well burnished.	0027	
61	6165/61	2.5X2.5	11	14.93	Reddish clay soil and sand particles			Body of a potsherd		
62	6165/62	3.5X2	6	5.65	Exterior reddish and dark gray and			Body of a potsherd		

					interior grayish clay soil and sand particles					
63	6165/63	2.5X3	10	11.76	Reddish clay soil and sand particles			Body of a potsherd		
64	6165/64	2X3.5	7	5.41	Reddish clay soil and sand particles	Impression	Impressed parallel lines	Body of a potsherd		
65	6165/65	2.5X4.6	11	6.54	Exterior grayish and interior reddish clay soil and sand particles	Impression	Impressed vertical parallel lines	Body of a potsherd	0028	
66	6165/66	3.5X4	12	6.68	Exterior reddish and interior grayish clay soil and sand particles	Incision	Incised zonal zigzag and horizontal parallel lines.	Body of a potsherd	0029	
67	6165/67	2X32	9	11.27	Reddish clay soil and sand particles	Applique and incision	Clay ball like sausage attachment and in the interior irregular pattern.	Body of a potsherd		
68	6165/68	2X3	6	6.39	Grayish clay soil and sand particles	Incision and impression	Incised dot and lines, and impressed vertical parallel lines.	Body of a potsherd		
69	6165/69	5.5x5.5	66	11.40	Reddish clay soil and sand particles	Incision	Incised v shaped lines and dot lines on the edge of the base	Body of a potsherd.		
70	6165/70	4x3.5	22	9.78	Reddish clay soil and sand particles			Body of a potsherd		
71	6165/71	4x5x4	60	6.32	Reddish clay soil and sand particles	Incision	Incised zonal zigzag ,dot and parallel lines	Rime of a potsherd , round shape like cup ,well decorated	0033	
72	6165/72	3x6x6	40	7.93	Reddish clay soil and sand particles			Rim of a broken bowl, with some parts of the base.	0034	
73	6165/73	3.5x6x10	20	7.38	Reddish clay soil and sand particles			Rim of a broken bowl, well burnished		
74	6165/74	2x5x10	10	6.04	Reddish clay soil and sand particles	Incision	Incised zonal parallel lines at the	Rim of a bowl.		

							edge of the rim-lip.			
75	6165/75	4x6x10	40	14.68	Reddish clay soil and sand particles	Incision and impression	Impressed parallel lines on the rim-lip and incised lines at the back of the rim-lip.	Rime of a broken bowl.		
76	6165/76	6x7.5x12	62	11.24	Reddish clay soil and sand particles	Impression	Impressed vertical parallel lines	Rim of a broken bowl.	0035	
77	6165/77	5x5.5x6	26	9.96	Reddish clay soil and sand particles	Impression	Impressed vertical parallel lines ,faded	Rim of a broken bowl.		
78	6165/78	2x5	35	15.92	Reddish clay soil and sand particles			Rim of a potsherd		
79	6165/79	3.5x3	27	14.50	Reddish clay soil and sand particles	Applique and impression	Impressed parallel lines and one applique line on the rim.	Rim of a broken potsherd.		
80	6165/80	3x4x6	14	9.58	Reddish clay soil and sand particles	Impression and incision	Impressed vertical lines in the interior and one horizontal line on the exterior part.	Rim of a broken bowl.		
81	6165/81	2.5x6x8	24	9.85	Reddish clay soil and sand particles	Incision	Incised faded line on the rim.	Rim of a broken rim.		
82	6165/82	4x4x4	16	9.79	Reddish clay soil and sand particles	Incision	Incised parallel lines on the exterior part of the rim.	Rim of a broken cup.	0036	
83	6165/83	3x2.1x4	6	6.93	Reddish clay soil and sand particles			Rim of a broken cup.		
84	6165/84	3x3.5	18	10	Reddish clay soil and sand particles	Impression and applique	Impressed parallel lines on the exterior and interior of the rim and one clay ball applique on the rim	Rim of a broken potsherd		
85	6165/85	4x2.5	18	9.89	Reddish clay soil and sand particles			Rim of a broken potsherd, well burnished		
86	6165/86	3.5x5x6	15	9.64	Reddish clay soil and sand particles	Incision	Incised dots on the edge of the rim-lip	Rim of a broken bowl,		

								burnished.		
87	6165/87	2.5x3x4	5	5.39	Reddish clay soil and sand particles	Incision and impression	Impressed vertical parallel line on the interior and exterior and incised dots on the exterior part.	Rim of a broken cup, well burnished.		
88	6165/88	3x3.5x4	9	5.34	Reddish clay soil and sand particles			Rim of a broken cup.		
89	6165/89	4x4	21	9.89	Reddish clay soil and sand particles			Rim of a broken potsherd		
90	6165/90	2.5x2	5	6.80	Reddish clay soil and sand particles	Incision	Incised dots on the edge of the rim-lip	Rim of a broken potsherd		
91	6165/91	3xx3.5x4	10	6.83	Reddish clay soil and sand particles	Impression	Impressed parallel lines	Rim of a broken cup.		
92	6165/92	2.5x4.5x4	11	9.96	Reddish clay soil and sand particles	Incision	Incised zonal lines and dots.	Rim of a broken cup.		
93	6165/93	4.5x3	22	10.15	Reddish clay soil and sand particles			Rim of a broken potsherd.		
94	6165/94	4.2x3.5x4	10	5.71	Grayish clay soil and sand particles	Incision and applique	Incised lines on the exterior and clay ball applique in the interior	Rim of a broken cup.		
95	6165/95	2.5x3x4	9	8.23	Reddish clay soil and sand particles			Rim of a broken cup.		
96	6165/96	3.5x2.5	10	8.26	Grayish clay soil and sand particles			Rim of a broken potsherd.		
97	6165/97	3x3.5	13	8.30	Grayish clay soil and sand particles	Impression and applique.	Impressed parallel lines and clay ball applique like sausage.	Rim of a broken potsherd.	0037	
98	6165/98	3x5x8	23	8.26	Grayish clay soil and sand particles	Incision	Incised parallel lines at the back of the rim and dots on the rim.	Rim of a broken bowl.		
99	6165/99	3.5x5.5x6	20	8.13	Reddish clay soil and sand particles	Impression incision and	Impressed parallel lines at the back side and incised lines on the clog part of the rim-lip.	Rim of a broken bowl.		

100	6165/100	3.5x2.5x8	10	7.67	Reddish clay soil and sand particles			Rim of a broken bowl.		
101	6165/101	3x3x4	9	9.63	Reddish clay soil and sand particles	Applique	Clay ball applique on the exterior	Rim of a broken cup.		
102	6165/102	3.5x3x4	7	7.65	Reddish clay soil and sand particles	Incision and impression	Incised parallel dots on the rim-lip and faded impressed parallel line at the exterior part	Rim of a broken cup.	0038	
103	6165/103	2.5x2x2	4	6.10	Reddish clay soil and sand particles	Impression	Impressed horizontal parallel line at the exterior part.	Rim of a broken cup.		
104	6165/104	2.5x3.5x4	9	9.44	Reddish clay soil and sand particles			Rim of a broken cup.		
105	6165/105	3.5x5x8	17	7.11	Reddish clay soil and sand particles			Rim of a broken bowl.		
106	6165/106	3x4.5x6	17	9.88	Reddish clay soil and sand particles			Rim of a broken bowl.		
107	6165/107	2x4x6	9	9.62	Reddish clay soil and sand particles			Rim of a broken bowl.		
108	6165/108	3x3x4	13	8.90	Reddish clay soil and sand particles	Incision	Incised lines at the exterior part	Rim of a broken cup.		
109	6165/109	4x1.5	4	5.32	Reddish clay soil and sand particles			Rim of a broken cup.		
110	6165/110	3x3.5x4	8	7	Reddish clay soil and sand particles	Impression	Impressed parallel lines at the exterior	Rim of a broken cup.		
111	6165/111	2x2.5x4	4	6.78	Reddish clay soil and sand particles			Rim of a broken cup.		
112	6165/112	3.5x4x6	10	4.97	Reddish clay soil and sand particles			Rim of a broken bowl.		
113	6165/113	3x4.5x4	15	11.68	Grayish clay soil and sand particles			Rim of a broken cup.		
114	6165/114	3x6	29	10.79	Grayish clay soil and sand particles			Rim of a potsherd		
115	6165/115	3x5.5x6	41	10.83	Grayish clay soil and sand particles	Applique	Clay ball applique on the rim-lip	Rim of a broken bowl.		
116	6165/116	2x4x4	13	9.52	Grayish clay soil			Rim of a broken		

					and sand particles			cup.		
117	6165/117	4x4x4	16	9.13	Reddish clay soil and sand particles			Rim of a broken cup.		
118	6165/118	5x4.5	33	9.05	Grayish clay soil and sand particles	Impression and incision	Impressed vertical parallel lines at the exterior and incised dot line on the exterior waist part.	Body of a potsherd with waist.		
119	6165/119	2.5x3.5x4	13	9.07	Grayish clay soil and sand particles			Rim of a broken cup.		
120	6165/120	2.5x4x4	13	8.55	Exterior gray and interior red clay soil and sand particles			Rim of a broken cup.		
121	6165/121	2.5x3x4	12	8.54	Reddish clay soil and sand particles	Applique	Clay ball applique on the rim-lip	Rim of a broken cup.		
122	6165/122	2x3	8	7.89	Reddish clay soil and sand particles			Rim of a potsherd		
123	6165/123	2x3x4	10	11.17	Reddish clay soil and sand particles			Rim of a broken cup.		
124	6165/124	4x4	19	8.52	Grayish clay soil and sand particles			Rim of a potsherd.		
125	6165/125	3x3	15	11.32	Reddish clay soil and sand particles			Rim of a potsherd.		
126	6165/126	3x3x4	9	8.96	Reddish clay soil and sand particles			Rim of a broken cup.		
127	6165/127	2.5x2x2	7	8.50	Reddish clay soil and sand particles			Rim of a broken cup.		
128	6165/128	4.5x2.5	8	7.12	Reddish clay soil and sand particles	Impression	Impressed vertical parallel lines at the exterior	Rim of a potsherd		
129	6165/129	3x2x4	8	7.11	Reddish clay soil and sand particles			Rim of a broken cup.		
130	6165/130	2x1.5x2	4	6.85	Reddish clay soil and sand particles			Rim of a broken cup.		
131	6165/131	2.5x3	11	6.83	Grayish clay soil and sand particles	Impression	Impressed horizontal parallel lines.	Neck of a potsherd		
132	6165/132	4x4.5x6	15	8.79	Reddish clay soil	Applique	Impressed vertical	Rim of a broken		

					and sand particles	and impression	parallel lines at the exterior. and clay ball applique on the rim-lip.	bowl.		
133	6165/133	2.5x3.5x4	10	6.49	Reddish clay soil and sand particles	Applique	Wave line Clay ball applique on the rim .	Rim of a broken cup.	0039	
134	6165/134	3x3.5x4	13	7	Reddish clay soil and sand particles	Incision	Incised dots on the rim-lip.	Rim of a broken cup.		
135	6165/135	2.5x3.5x4	10	7.55	Reddish clay soil and sand particles			Rim of a broken cup.		
136	6165/136	2.5x6x6	16	7.54	Reddish clay soil and sand particles			Rim of a broken bowl.		
137	6165/137	4x2x2	8	6.91	Reddish clay soil and sand particles			Rim of a broken cup.		
138	6165/138	2x4.5x4	10	6.33	Reddish clay soil and sand particles			Rim of a broken cup.		
139	6165/139	4x4.5x6	21	10.64	Reddish clay soil and sand particles	Incision	Incised parallel dot lines on the rim-lip	Rim of a broken bowl.		
140	6165/140	4x4	17	8.68	Reddish clay soil and sand particles			Rim of a potsherd.		
141	6165/141	3.5x3	9	6.70	Reddish clay soil and sand particles	Impression	Impression vertical parallel lines at the exterior.	Rim of a potsherd		
142	6165/142	3.5x3x4	9	6.68	Reddish clay soil and sand particles			Rim of a broken cup.		
143	6165/143	2x3x4	10	8.51	Reddish clay soil and sand particles	Applique	Wave line clay ball applique on the rim.	Rim of a broken cup.	0040	
144	6165/144	4x4x6	21	10.48	Grayish clay soil and sand particles			Rim of a broken bowl.		
145	6165/145	2.5x3.5x4	13	10.24	Grayish clay soil and sand particles			Rim of a broken cup.		
146	6165/146	3x5x6	14	7.67	Grayish clay soil and sand particles	Impression	Impression vertical parallel line both interior and exterior	Rim of a broken bowl.		
147	6165/147	2x2.5x4	8	7.79	Grayish clay soil and sand particles	Incision	Incised horizontal lines on the rim	Rim of a broken cup, well burnished.		

148	6165/148	4x3.5x4	18	7.76	Grayish clay soil and sand particles			Rim of a broken cup.		
149	6165/149	2.5x2	8	6.70	Grayish clay soil and sand particles	Incision	Incised dot lines.	Body of potsherd.		
150	6165/150	2x3.5x4	13	9.17	Reddish clay soil and sand particles			Rim of a broken cup.		
151	6165/151	3.5x2.5x4	12	8.78	Reddish clay soil and sand particles	Applique	Vertical Clay ball applique which starts from the interior part of the rim and goes to the back side by forming u shape.	Rim of a broken cup.	0041	
152	6165/152	2.5x2x2	7	7.62	Grayish clay soil and sand particles	Incision	Incised dot lines at the exterior.	Rim of a broken cup.		
153	6165/153	5x3.5	22	12.75	Grayish clay soil and sand particles	Applique	Exterior eight clay ball attachment and nine repair holes	Body of a potsherd with clay ball attachment and repair holes.	0042	
154	6165/154	4.5x2.6	15	10.73	Grayish clay soil and sand particles	Applique	Exterior five clay ball attachment and eight repair holes	Body of a potsherd with clay ball attachment and repair holes.	0043	
155	6165/155	2.5x6x6	13	8.62	Reddish clay soil and sand particles	Applique	Exterior twelve clay ball attachment and three repair holes	Rim of a bowl with clay ball attachment and repair holes.		
156	6165/156	3.5x3	16	16.70	Reddish clay soil and sand particles	Applique	Exterior eight clay ball attachment and one repair holes	Body of a potsherd with clay ball attachment and repair holes.		
157	6165/157	3.5x2	8	17.44	Reddish clay soil and sand particles	Applique	Exterior two clay ball attachment and one repair holes	Body of a potsherd with clay ball attachment and repair holes.	0044	
158	6165/158	2.5x3	6	8.72	Reddish clay soil and sand particles	Applique	Exterior two clay ball attachment and one repair holes	Body of a potsherd with clay ball attachment and repair holes.		
159	6165/159	3x2	11	18.78	Reddish clay soil	Applique	Exterior one clay	Body of a potsherd		

					and sand particles		ball attachment and one repair holes	with clay ball attachment and repair holes.		
160	6165/160	3x2.5	7	7.09	Reddish clay soil and sand particles		One repair holes	Body of a potsherd with repair holes.		
161	6165/161	2.5x2.5	7	11.28	Grayish clay soil and sand particles	Applique	Exterior four clay ball attachment	Body of a potsherd with clay ball attachment.	0045	
162	6165/162	2x2.5	6	9.10	Reddish clay soil and sand particles	Applique	Exterior one clay ball attachment and one repair holes	Body of a potsherd with clay ball attachment and repair holes.		
163	6165/163	2x3x	11	7.61	Grayish clay soil and sand particles			Body of broken cup		
164	6165/164	3.5x3.5x	16	10.18	Grayish clay soil and sand particles			Body of broken cup		
165	6165/165	1.5x2.5x	8	6	Grayish clay soil and sand particles			Body of broken cup		
166	6165/166	3x3x	14	8.57	Reddish clay soil and sand particles			Body of broken cup		
167	6165/167	4x4	20	8.29	Reddish clay soil and sand particles	Impression and incision	Faded impressed and incised lines	Nose of a potsherd for pouring liquids like modern coffee kettle.	0046	
168	6165/168	2.3x3.2	17	10.65	Reddish clay soil and sand particles			Crude knob handle	0047	
169	6165/169	2x3	17	19.87	Grayish clay soil and sand particles			Crude knob handle	0048	
170	6165/170	1.5x2.5	4	11.95	Reddish clay soil and sand particles			Crude knob handle		
171	6165/171	1.5x3.5	8	11.95	Reddish clay soil and sand particles			Crude knob handle		
172	6165/172	2x2	6	16.36	Reddish clay soil and sand particles			Crude knob handle		
173	6165/173	2.5x1.5	6	9.73	Reddish clay soil and sand particles			Hallow attachment handle		
174	6165/174	4x1	3	8.83	Reddish clay soil and sand particles	Incision	Incised dot lines	Hallow attachment handle		
175	6165/175	4x1	4	8.46	Reddish clay soil	Incision	Incised dot lines	Hallow attachment		

					and sand particles			handle		
176	6165/176	6x1	14	13.86	Grayish clay soil and sand particles	Applique	Exterior clay applique	Hallow attachment handle		
177	6165/177	1x3.5	10	13.49	Reddish clay soil and sand particles	Incision	Incised dot lines	Hallow attachment handle		
178	6165/178	4.5x5	54	13.09	Grayish clay soil and sand particles			Broken incense burner		
179	6165/179	4.5x4	29	8.25	Reddish clay soil and sand particles			Broken incense burner		
180	6165/180	2x5.5	27	20.38	Reddish clay soil and sand particles			Body of a potsherd		
181	6165/181	4.5x3	22	15.12	Grayish clay soil and sand particles	Incision	Incised parallel lines	Body of potsherd with mixed decoration pattern		
182	6165/182	2.5x4	23	18.40	Grayish clay soil and sand particles			Body of a potsherd		
183	6165/183	3x2	10	13.20	Reddish clay soil and sand particles	Incision	Incised dot and lines	Body of a potsherd		
184	6165/184	2.5x2	10	14.07	Reddish clay soil and sand particles	Incision	Incised v shaped parallel lines	Hallow attachment handle		
185	6165/185	2x1.5	6	13.86	Reddish clay soil and sand particles			Unknown part of a potsherd		
186	6165/186	2.5x1.5	7	13.21	Reddish clay soil and sand particles	Applique	One clay ball attachment	Unknown part of a potsherd		
187	6165/187	2x2.5	6	12.48	Grayish clay soil and sand particles			Unknown part of a potsherd		
188	6165/188	2.5x2.5	4	11.51	Reddish clay soil and sand particles	Incision	Incised dots	Unknown part of a potsherd		
189	6165/189	2x2	6	15.23	Reddish clay soil and sand particles			Unknown part of a potsherd		
190	6165/190	2.5x1	4	12.91	Reddish clay soil and sand particles			Unknown part of a potsherd		
191	6165/191	1.5x1.5	4	6.91	Reddish clay soil and sand particles			Unknown part of a potsherd		

21. HAULTI 59 ,TRENCHEE XVI-XIX ,POTERIE NON AXOUMITE ,6166

No.	Inventory No.	Size (H XWXD) cm	Weight (gram)	Thickness (mm)	material	Decoration techniques	Decoration pattern	description	Photo No.	Remark
1	6166/1	9X8	355	70.04	Reddish clay soil and sand particles			Spherical or globular shape clay object	0392/93	
2	6166/2	7X5x8	26	8.48	Reddish clay soil and sand particles	Impression	Impressed horizontal lines near the rim ,exterior part	Rim of a bowl	0394	
3	6166/3	4.5X3	16	9.08	Grayish clay soil and sand particles	Applique	Clay applique line animal face with two horns in the interior and near the rim	Rim of a potsherd	0395/96	
4	6166/4	2.5X2	4	8.17	Grayish clay soil and sand particles	Incision	Incised lines ,exterior	Body of a potsherd		
5	6166/5	4X2.5	27	8.27	Grayish clay soil and sand particles			Base of a cup, with bottom rounded and wide, tapered towards the rim.	0397	
6	6166/6	5X2	25	13.62	Exterior reddish interior grayish clay soil and sand particles	Incision	Incised lines ,exterior	Base of a potsherd		
7	6166/7	7X2	37	10.87	Exterior reddish interior grayish clay soil and sand particles	Incision	Incised lines ,exterior	Base of a potsherd		
8	6166/8	4.5X2	11	5.95	Exterior reddish interior grayish clay soil and sand particles			Coil handle of a potsherd, small	0403	
9	6166/9	4.5X3	8	4.58	Grayish clay soil and sand particles			Body of a potsherd		
10	6166/10	3.5X3	9	4.58	Exterior grayish interior blackish clay soil and sand particles			Body of a cup		
11	6166/11	3X4	7	3.97	Grayish clay soil and sand particles			Rim of a cup		

12	6166/12	4X3.5	13	7.66	Exterior reddish interior grayish clay soil and sand particles	Impression	Impressed parallel lines within v shape place ,exterior	Body of a potsherd	0398	
13	6166/13	2.5X2	3	4.96	Exterior reddish interior blackish clay soil and sand particles			Body of a cup		
14	6166/14	3.5X2	11	11.29	Reddish clay soil and sand particles	Impression	Impressed parallel lines within the v shaped place	Body of a potsherd		
15	6166/15	3X3x4	6	5.44	Exterior top blackish bottom reddish and interior reddish clay soil and sand particles			Rim of a cup		
16	6166/16	3X2.5	6	5.13	Exterior reddish interior blackish clay soil and sand particles			Body of a cup		
17	6166/17	3X3	7	6.92	Exterior reddish interior blackish clay soil and sand particles			Body of a cup		
18	6166/18	3X3	4	4.58	Reddish clay soil and sand particles			Body of a potsherd		

22. HAULTI 59,TRENCHES XXVI-XXX, GROS FRAGMENTS FIGURINE ,NON INVENTORIES,6167

No.	Inventory No.	Size (H XWXD) cm	Weight (gram)	Thickness (mm)	material	Decoration techniques	Decoration pattern	description	Photo No.	Remark
1	6167/1	18x17	1043	29.52	Reddish clay soil and sand particles			Fragment of figurine		
2	6167/2	5x2.5	34	19.73	Reddish clay soil and sand particles			Fragment of figurine, finger part of leg.		
3	6167/3	5x3.5	39	22.10	Reddish clay soil and sand particles			Fragment of figurine, finger part of leg.		
4	6167/4	8.5x6	301	61.15	Reddish clay soil and sand particles			Fragment of figurine		
5	6167/5	6.5x4	46	28.91	Reddish clay soil and sand particles			Fragment of figurine		

6	6167/6	4x3	28	23.02	Reddish clay soil and sand particles			Fragment of figurine		
7	6167/7	4x3.5	33	17.66	Reddish clay soil and sand particles			Fragment of figurine		
8	6167/8	5x3.5	59	20.43	Reddish clay soil and sand particles			Fragment of figurine		
9	6167/9	6x3	36	36.26	Reddish clay soil and sand particles			Fragment of figurine		
10	6167/10	5x3	30	20.52	Reddish clay soil and sand particles			Fragment of figurine		
11	6167/11	4x3	29	18.59	Reddish clay soil and sand particles			Fragment of figurine		
12	6167/12	3x2	10	16.24	Reddish clay soil and sand particles			Fragment of figurine		

23. HAULTI 59, TRENCH XXV, FRAGMENTS WITH TYPE AKSUMITE 1,6168

No.	Inventor y No.	Size (H XWxD) cm	Weight (gram)	Thickness (mm)	material	Decoration techniques	Decoration pattern	description	Photo No.	Remark
1	6168/1	4X7	85	15.12	Reddish clay soil and sand particles			Rim of a potsherd		
2	6168/2	2X6	33	16.56	Reddish clay soil and sand particles			Rim of a potsherd		
3	6168/3	2.5X6	24	15.27	Reddish clay soil and sand particles			Rim of a potsherd		
4	6168/4	4X3	12	11.32	Reddish clay soil and sand particles			Rim of a potsherd		
5	6168/5	7X6	52	15.06	Reddish clay soil and sand particles			Body of a potsherd		
6	6168/6	2.5X4.5	20	15.10	Reddish clay soil and sand particles	Incision	Incised v shape horizontal parallel lines under the exterior rim	Rim of a potsherd	0330	
7	6168/7	5.5X3.5	21	10.92	Reddish clay soil and sand particles	Impression	Impressed parallel lines	Body of a potsherd		
8	6168/8	5X4	31	21.31	Reddish clay soil and sand particles	Incision	Incised vertical parallel lines on the exterior part	Body of a potsherd	0331	
9	6168/9	5.5X2	20	19.01	Reddish clay soil and sand particles			Rim of a potsherd		
10	6168/10	5X2	18	22.92	Reddish clay soil			Rim of a potsherd		

					and sand particles					
11	6168/11	4X2	26	24.01	Reddish clay soil and sand particles			Rim of a potsherd		
12	6168/12	4X3	17	20.29	Reddish clay soil and sand particles	Incision	Incised zigzag vertical parallel line	Rim of a potsherd	0332	
13	6168/13	5X3	16	18.05	Reddish clay soil and sand particles			Rim of a potsherd		
14	6168/14	47X2.5	14	17.85	Reddish clay soil and sand particles			Rim of a potsherd		
15	6168/15	4X4	19	17.52	Reddish clay soil and sand particles	Incision	Incised vertical parallel zigzag lines ,exterior part	Rim of a potsherd	0333	
16	6168/16	4X2	7	19.56	Reddish clay soil and sand particles	Incision	Incised v shaped lines ,exterior	Rim of a potsherd		
17	6168/17	4X2	11	15.69	Reddish clay soil and sand particles	Incision	Incised v shaped lines ,exterior	Rim of a potsherd	0334	
18	6168/18	5X2.5	24	25.04	Reddish clay soil and sand particles			Rim of a potsherd		
19	6168/19	4.5X2.5	21	28.85	Reddish clay soil and sand particles	Incision	Incised wavy lines ,exterior	Rim of a potsherd		
20	6168/20	4.5X2	10	18.02	Reddish clay soil and sand particles	Incision	Incised parallel lines ,exterior	Rim of a potsherd	0335	
21	6168/21	5X2.5	16	20.06	Reddish clay soil and sand particles	Incision	Incised vertical parallel zigzag lines ,exterior part	Rim of a potsherd	0336	
22	6168/22	3.5X3	15	16.42	Reddish clay soil and sand particles			Rim of a potsherd		
23	6168/23	5X3	18	17.85	Grayish clay soil and sand particles			Rim of a potsherd		
24	6168/24	4X2	13	15.26	Reddish clay soil and sand particles	Incision	Incised v shaped lines ,exterior	Rim of a potsherd	0337	
25	6168/25	5.5X3	15	11.81	Grayish clay soil and sand particles			Rim of a potsherd		
26	6168/26	3.5X3	10	13.80	Reddish clay soil and sand particles			Rim of a potsherd		
27	6168/27	4X3	10	16.91	Reddish clay soil and sand particles			Rim of a potsherd		
28	6168/28	4X3	12	15.26	Reddish clay soil and sand particles	Incision	Incised v shaped lines ,exterior	Rim of a potsherd	0338	
29	6168/29	4X1.5	9	15.10	Reddish clay soil and sand particles			Rim of a potsherd		

30	6168/30	5X2.5	16	15.03	Grayish clay soil and sand particles			Unknown clay object		
31	6168/31	3.5X2.5	10	12.11	Reddish clay soil and sand particles	Incision	Incised v shaped parallel lines ,exterior	Body of a potsherd	0339	
32	6168/32	3.5X3	21	19.18	Reddish clay soil and sand particles			Rim of a potsherd		
33	6168/33	3X2.5	10	9.38	Reddish clay soil and sand particles			Body of a potsherd		
34	6168/34	3.5X2.5	10	9.34	Reddish clay soil and sand particles	Applique	Clay ball appliques ,exterior	Body of a potsherd		
35	6168/35	3.5X2	9	8.28	Reddish clay soil and sand particles	Incision	Incised parallel lines and superimposed incised dots on the lines ,exterior	Body of a potsherd	0340	
36	6168/36	3X3	12	14.12	Reddish clay soil and sand particles			Body of a potsherd		
37	6168/37	3X2	5	11.01	Reddish clay soil and sand particles			Body of a potsherd		
38	6168/38	3.5X2	8	15.63	Reddish clay soil and sand particles			Rim of a potsherd		
39	6168/39	3X2	6	15.97	Reddish clay soil and sand particles			Rim of a potsherd		
40	6168/40	3X1	3	10.04	Reddish clay soil and sand particles	Incision	Incised v shaped parallel lines ,exterior	Rim of a potsherd		
41	6168/41	4X2	8	18.31	Reddish clay soil and sand particles			Rim of a potsherd		
42	6168/42	2.5X1.5	3	12.47	Reddish clay soil and sand particles	Incision	Incised v shaped parallel lines ,exterior	Rim of a potsherd		
43	6168/43	4X1.5	4	9.16	Reddish clay soil and sand particles			Body of a potsherd		

24. HAULTI 6169

No.	Inventor y No.	Size (H XWXD) cm	Weight (gram)	Thickness (mm)	material	Decoration techniques	Decoration pattern	description	Photo No.	Remark
1	6169/1	13x5.5	370	39.48	Reddish clay soil and sand particles			Unknown broken clay object		
2	6169/2	6x5	86	28.65	Reddish clay soil and sand particles			Unknown broken clay object		
3	6169/3	6.5x5.5	101	48	Reddish clay soil and sand particles			Unknown broken clay object		

4	6169/4	8x3.5	102	33.33	Reddish clay soil and sand particles			Broken human figurine		
5	6169/5	7x2	27	17.24	Reddish clay soil and sand particles			Figurine of a canine teeth of wild boar		
6	6169/6	6x3.5	24	30.09	Reddish clay soil and sand particles			Unknown broken clay object		
7	6169/7	4x4	22	9.72	Reddish clay soil and sand particles			Unknown broken clay object		
8	6169/8	4.5x1.5	11	13.96	Reddish clay soil and sand particles			Figurine of a canine teeth of wild boar		
9	6169/9	3.5x2	9	16.55	Reddish clay soil and sand particles			Figurine of a canine teeth of wild boar		
10	6169/10	6x4	79	29.82	Reddish clay soil and sand particles			Unknown broken clay object		
11	6169/11	4.5x3	30	25.32	Reddish clay soil and sand particles			Unknown broken clay object		
12	6169/12	5x1.5	12	16.01	Reddish clay soil and sand particles			Figurine of a canine teeth of wild boar		
13	6169/13	2x2	9	20.07	Reddish clay soil and sand particles			Unknown broken clay object		
14	6169/14	3x1	8	14.08	Reddish clay soil and sand particles			Figurine of a canine teeth of wild boar		
15	6169/15	4.5x1.5	12	15.70	Reddish clay soil and sand particles			Figurine of a canine teeth of wild boar		
16	6169/16	2.5x2	6	15.21	Reddish clay soil and sand particles			Unknown broken clay object		

25. HAULTI, 22/X/55, POTTRERIES COLLECTION, PAR AR GAL, 6171

No.	Inventory No.	Size (H XWXD)cm	Weight (gram)	Thickness (mm)	material	Decoration techniques	Decoration pattern	description	Photo No.	Remark
1	6171/1	7x6	34	7.80	Reddish clay soil and sand particles	Incision	Incised horizontal wavy and parallel lines	Body of a potsherd	0360	
2	6171/2	6.5x4.5	33	7.49	Reddish clay soil and sand particles	Incision	Incised horizontal wavy and parallel lines	Body of a potsherd	0361	
3	6171/3	9x7	143	7.97	Reddish clay soil and sand particles			Body of a potsherd		
4	6171/4	10x8.5	105	8.91	Reddish clay soil and sand particles			Body of a potsherd		
5	6171/5	7.5x7	85	12.84	Exterior reddish and			Body of a potsherd		

					interior blackish clay soil and sand particles					
6	6171/6	10x10	130	5.48	Reddish clay soil and sand particles			Body of a potsherd		
7	6171/7	5x7	116	12.98	Reddish clay soil and sand particles			Waist of a potsherd		
8	6171/8	4x6	147	12.69	Reddish clay soil and sand particles			Waist of a potsherd		
9	6171/9	12x7	112	11.21	Reddish clay soil and sand particles			Body of a potsherd		
10	6171/10	5x6	37	6.12	Exterior Reddish and interior blackish clay soil and sand particles			Body of a potsherd		
11	6171/11	6x6	22	7.33	Reddish clay soil and sand particles			Body of a potsherd		
12	6171/12	5x5	34	7.01	Blackish clay soil and sand particles			Body of a potsherd		
13	6171/13	7x4	23	5.97	Grayish clay soil and sand particles			Body of a potsherd		
14	6171/14	8.5x5.5	76	9.66	Reddish clay soil and sand particles			Body of a potsherd with coil handle ,big	0362	
15	6171/15	12x8	196	11.63	Reddish clay soil and sand particles			Body of a potsherd with coil handle ,big	0363	
16	6171/16	13x8	112	7.71	Reddish clay soil and sand particles			Body of a potsherd with broken coil handle ,big		
17	6171/17	11x8	100	9.53	Reddish clay soil and sand particles			Body of a potsherd with broken coil handle		
18	6171/18	11x5.5	181	9.72	Reddish clay soil and sand particles			Body of a potsherd with coil handle ,big	0364	
19	6171/19	8x4.5	33	8.39	Exterior Reddish and interior blackish clay soil and sand particles			Body of a potsherd with coil handle ,small	0365	

20	6171/20	8x4.5	22	5.36	Exterior Reddish and interior blackish clay soil and sand particles			Body of a potsherd.		
21	6171/21	5.5x4.5	38	9.87	Reddish clay soil and sand particles			Body of a potsherd.		
22	6171/22	5.5x5.5	36	7.21	Reddish clay soil and sand particles			Body of a potsherd with coil handle		
23	6171/23	4.5x4	12	6.40	Reddish clay soil and sand particles			Body of a potsherd.		
24	6171/24	5x2	27	20.80	Reddish clay soil and sand particles			Broken coil handle		
25	6171/25	4x3	28	17.42	Reddish clay soil and sand particles			Body of a potsherd.		
26	6171/26	5.5x3	12	5.79	Exterior Reddish and interior blackish clay soil and sand particles			Body of a potsherd.		
27	6171/27	5x3	29	11.92	Reddish clay soil and sand particles			Body of a potsherd with broken coil handle		
28	6171/28	5x1.5	12	13.53	Reddish clay soil and sand particles			Broken coil handle		
29	6171/29	6x5	23	8.34	Reddish clay soil and sand particles			Body of a potsherd.		
30	6171/30	3.5x3.5	8	5.87	Reddish clay soil and sand particles			Rim of a potsherd		
31	6171/31	3.5x3	5	5.77	Grayish clay soil and sand particles			Body of a potsherd.		
32	6171/32	7x3	15	8.72	Grayish clay soil and sand particles			Unknown broken clay object.	0366	

26. HAULTI 6173

No.	Inventory No.	Size (H XWxD)cm	Weight (gram)	Thickness (mm)	material	Decoration techniques	Decoration pattern	description	Photo No.	Remark
1	6173/1	7.5X14x16	207	21.94	Reddish clay soil and sand particles			Rim of a bowl	0315	
2	6173/2	2X7x8	23	12.85	Reddish clay soil and	Incision	Incised crossed lines	Rim of a bowl	0316	

					sand particles		on the lip of the rim			
3	6173/3	3.5X7 x8	40	12.71	Reddish clay soil and sand particles	Incision	Incised crossed lines on the lip of the rim	Rim of a bowl	0317	
4	6173/4	5X8x8	35	9.95	Reddish clay soil and sand particles	Incision	Incised horizontal lines on the exterior part near the rim	Rim of a bowl	0318	
5	6173/5	7.5X3.5x4	28	7.64	Reddish clay soil and sand particles			Rim of a bowl		
6	6173/6	4X5.5x8	32	16.23	Reddish clay soil and sand particles	Incision	Incised crossed lines on the lip of the rim	Rim of a bowl	0319	
7	6173/7	4X4.5x6	21	12.98	Reddish clay soil and sand particles			Rim of a bowl		
8	6173/8	6X5	19	7.66	Whitish clay soil and sand particles	Impression	Impressed parallel lines both exterior and interior	Body of a potsherd	0320/2 1	
9	6173/9	5X3	16	8.19	Whitish clay soil and sand particles	Impression	Impressed parallel lines both exterior and interior	Body of a potsherd	0322/2 3	
10	6173/10	5X6	27	6.98	Whitish clay soil and sand particles	Impression	Impressed horizontal parallel lines both interior and exterior	Base of a potsherd	0324/2 5	
11	6173/11	4.5X3.5	24	9.08	Reddish clay soil and sand particles			Body of a potsherd with coil handle	0326	
12	6173/12	5X2	33	22.08	Reddish clay soil and sand particles			Coil handle of a potsherd	0327	
13	6173/16	3.5X3.5	12	5.59	Whitish clay soil and sand particles	Impression	Impressed parallel lines on the exterior part	Body of a potsherd	0328	
14	6173/14	3X3x2	8	5.67	Reddish clay soil and sand particles			Rim of a small cup		
15	6173/15	4.5X4	8	5.64	Exterior reddish and interior grayish clay soil and sand particles	Incision	Incised parallel lines on the exterior part	Body of a potsherd	0329	

27. HAULTI 59 TRENCHEE XXII ,6175

No.	Inventory No.	Size (H XWXD) cm	Weight (gram)	Thickness (mm)	material	Decoration techniques	Decoration pattern	description	Photo No.	Remark
1	6175/1	10.5x8	133	14.52	Reddish clay soil and sand particles	Incision	Exterior incised lines	Body of a potsherd		
2	6175/2	2x3	30	9.03	Reddish clay soil and sand particles	Impression	Impressed dots on one side of the bottom of the coil handle	Coil handle	0381/82	

28. HAULTI 59 ,TRENCHEE VII,POTERIES ACAMITES , 6177

No.	Inventory No.	Size (H XWXD)cm	Weight (gram)	Thickness (mm)	material	Decoration techniques	Decoration pattern	description	Photo No.	Remark
1	6177/1	11.5x9x base D10	257	16.56	Reddish clay soil and sand particles	Incision	Exterior Incised ovoid walking punctates	Waist of a potsherd	0288/89	
2	6177/2	3.5x4.5x	47	8.37	Reddish clay soil and sand particles			Rim of a small cup ,with full body tapered towards the base	0274	
3	6177/3	3.5x3.5x	47	8.44	Reddish clay soil and sand particles			Rim of a small cup ,with full body tapered towards the base	0275	
4	6177/4	6.5x6	37	8.28	Reddish clay soil and sand particles	Incision	Incised horizontal parallel lines on the exterior part of a potsherd	Body of a potsherd		
5	6177/5	8.5x4	43	8.96	Grayish clay soil and sand particles	Incision	Incised horizontal line and incised ovoid walking punctates	Body of a potsherd		
6	6177/6	5x3	17	8.34	Reddish clay soil and sand particles			Body of a potsherd		
7	6177/7	5x4	23	5.25	Grayish clay soil and sand particles	Incision	Exterior Incised parallel lines	Body of a potsherd		
8	6177/8	4x3	15	7.26	Reddish clay soil and	Incision	Exterior Incised	Body of a potsherd		

					sand particles		zonal dots and lines ,			
9	6177/9	4x3.5	21	9.08	Grayish clay soil and sand particles			Body of a potsherd		
10	6177/10	4x2	10	6.13	Reddish clay soil and sand particles			Body of a potsherd		
11	6177/11	4x3	10	1.38	Reddish clay soil and sand particles	Incision	Exterior Incised zonal dots and lines	Body of a potsherd		
12	6177/12	3.5x2.5	16	10.22	Reddish clay soil and sand particles	Incision	Incised horizontal dot lines	Body of a potsherd		
13	6177/13	4x3	18	1.41	Exterior Reddish and interior grayish clay soil and sand particles			Body of a potsherd		
14	6177/14	5x4	19	8.91	Reddish clay soil and sand particles	Incision	Exterior Incised parallel lines	Body of a potsherd		
15	6177/15	5x3.5	26	9.81	Exterior whitish and interior Reddish clay soil and sand particles	Impression	Faded impressed parallel lines	Body of a potsherd		
16	6177/16	6x4	21	9.25	Reddish clay soil and sand particles			Body of a potsherd		
17	6177/17	5x2.5	13	11.76	Reddish clay soil and sand particles			Body of a potsherd		
18	6177/18	4x3	12	8.46	Reddish clay soil and sand particles			Body of a potsherd		
19	6177/19	4.5x3	12	8.58	Reddish clay soil and sand particles			Body of a potsherd		
20	6177/20	3.5x2	6	5.16	Reddish clay soil and sand particles	Incision	Incised dots	Body of a potsherd		
21	6177/21	5x2.5	13	10.87	Reddish clay soil and sand particles			Body of a potsherd		
22	6177/22	5x3.5	23	10.28	Exterior Reddish and interior grayish clay soil and sand particles			Body of a potsherd		
23	6177/23	4.5x3.5	14	8.73	Reddish clay soil and sand particles	Incision	Both interior and exterior incised dots	Body of a potsherd		
24	6177/24	5x3.5	16	9.04	Reddish clay soil and sand particles			Body of a potsherd		

25	6177/25	4x2	7	6.77	Reddish clay soil and sand particles	Impression	Exterior Impressed parallel lines	Body of a potsherd		
26	6177/26	3.5x3	7	6.61	Reddish clay soil and sand particles	Impression	Exterior Impressed parallel lines	Body of a potsherd		
27	6177/27	3x3	9	7.25	Reddish clay soil and sand particles	Impression	Exterior Impressed parallel lines	Body of a potsherd		
28	6177/28	4x4	19	9.19	Reddish clay soil and sand particles			Body of a potsherd		
29	6177/29	5x5	34	13.27	Reddish clay soil and sand particles			Body of a potsherd		
30	6177/30	5x3.5	19	9.83	Exterior whitish and interior Reddish clay soil and sand particles	Impression	Exterior Impressed parallel lines	Body of a potsherd		
31	6177/31	4x3	11	6.13	Reddish clay soil and sand particles	Incision	Exterior incised dots	Body of a potsherd		
32	6177/32	4.5x2.5	10	9.35	Reddish clay soil and sand particles			Body of a potsherd		
33	6177/33	4.5x3.5	14	8.81	Reddish clay soil and sand particles	Impression	Exterior Impressed parallel lines	Body of a potsherd		
34	6177/34	5x3	15	8.81	Reddish clay soil and sand particles	Impression	Exterior Impressed parallel lines	Body of a potsherd		
35	6177/35	5.5x4.5	27	11.27	Reddish clay soil and sand particles	Incision	Exterior Incised wavy line	Body of a potsherd		
36	6177/36	4x3	6	8.39	Reddish clay soil and sand particles	Impression	Exterior Impressed parallel lines	Body of a potsherd		
37	6177/37	3x3	7	7.19	Reddish clay soil and sand particles			Body of a potsherd		
38	6177/38	4x2.5	10	7.16	Reddish clay soil and sand particles			Body of a potsherd		
39	6177/39	3x2.5	6	8.23	Reddish clay soil and sand particles			Body of a potsherd		
40	6177/40	3x2	9	13.94	Reddish clay soil and sand particles			Rim of a potsherd		

41	6177/41	3x2	5	6.03	Reddish clay soil and sand particles	Impression	Exterior Impressed parallel lines	Body of a potsherd		
42	6177/42	3.5x2	5	6.48	Reddish clay soil and sand particles	Impression	Exterior Impressed parallel lines	Body of a potsherd		
43	6177/43	4.5x3	9	7.72	Reddish clay soil and sand particles	Incision	Exterior Incised zonal dots and lines	Body of a potsherd		
44	6177/44	3.5x3.5	13	8.84	Reddish clay soil and sand particles			Body of a potsherd		
45	6177/45	3.5x2	6	7.51	Reddish clay soil and sand particles	Impression	Exterior Impressed parallel lines	Body of a potsherd		
46	6177/46	4.5x3	9	7.29	Reddish clay soil and sand particles			Body of a potsherd		
47	6177/47	3x2.5	3	5.10	Reddish clay soil and sand particles			Body of a potsherd		
48	6177/48	3x2	6	10.44	Reddish clay soil and sand particles			Body of a potsherd		
49	6177/49	2.5x2	4	7.94	Reddish clay soil and sand particles	Incision	Incised dots	Body of a potsherd		
50	6177/50	3x2.5	4	5.20	Reddish clay soil and sand particles	Incision	Incised parallel dots and line	Body of a potsherd		
51	6177/51	2.5x2.5	3	5.25	Reddish clay soil and sand particles			Body of a potsherd		
52	6177/52	3x2	3	9.72	Reddish clay soil and sand particles			Body of a potsherd		
53	6177/53	3x2	3	6.01	Reddish clay soil and sand particles			Body of a potsherd		
54	6177/54	3x2	7	7.37	Reddish clay soil and sand particles			Body of a potsherd		
55	6177/55	3x1.5	3	5.05	Reddish clay soil and sand particles			Body of a potsherd		
56	6177/56	2.5x3	3	4.55	Reddish clay soil and sand particles			Body of a potsherd		
57	6177/57	2x2	3	5.40	Reddish clay soil and sand particles	Incision	Incised dots	Body of a potsherd		
58	6177/58	3x2	3	5.34	Reddish clay soil and			Body of a potsherd		

					sand particles				
59	6177/59	2x1.5	2	6.70	Reddish clay soil and sand particles			Body of a potsherd	
60	6177/60	3x2	5	9.39	Reddish clay soil and sand particles			Body of a potsherd	
61	6177/61	4.5x3	12	7.29	Reddish clay soil and sand particles			Rim of a potsherd	
62	6177/62	3.5x3	11	7.39	Reddish clay soil and sand particles	Applique	Clay ball applique on the rim-lip and incised like two eyes on it	Rim of a potsherd	
63	6177/63	6x4	58	24.02	Reddish clay soil and sand particles			Rim of a potsherd ,thick and everted	
64	6177/64	4x3	12	10.23	Reddish clay soil and sand particles			Rim of a potsherd	
65	6177/65	4.5x3x6	15	9.87	Reddish clay soil and sand particles			Rim of a bowl	
66	6177/66	5x3.5x6	25	14.78	Reddish clay soil and sand particles	Incision	Incised line on the interior of rim	Rim of a bowl	
67	6177/67	7x5x10	26	9.10	Reddish clay soil and sand particles			Rim of a bowl	
68	6177/68	5x2.5x8	16	9.18	Reddish clay soil and sand particles			Rim of a bowl	
69	6177/69	3.5x3	17	10.54	Reddish clay soil and sand particles			Rim of a potsherd	
70	6177/70	4x4	13	9.39	Reddish clay soil and sand particles	Applique	Clay ball applique on the rim lip	Rim of a potsherd	
71	6177/71	4x4x8	19	9.21	Reddish clay soil and sand particles			Rim of a bowl with ledged rim	
72	6177/72	4x3	7	5.92	Reddish clay soil and sand particles	Incision	Exterior vertical incised dots	Rim of a potsherd ,with lip	
73	6177/73	4x3.5	13	8.21	Reddish clay soil and sand particles	Impression	Exterior impressed vertical parallel lines	Rim of a potsherd	
74	6177/74	4x2	14	12.51	Reddish clay soil and sand particles	Applique	Clay ball applique on the rim of a potsherd	Rim of a potsherd	

75	6177/75	3x2	6	10.27	Reddish clay soil and sand particles			Rim of a potsherd		
76	6177/76	4x3.5x6	15	9.78	Reddish clay soil and sand particles			Rim of a bowl		
77	6177/77	5x5	30	15.35	Reddish clay soil and sand particles			Rim of a potsherd ,thick and ledge lip		
78	6177/78	4.5x3.5x8	18	12.48	Reddish clay soil and sand particles			Rim of a potsherd		
79	6177/79	5.5x3	13	8.44	Reddish clay soil and sand particles			Rim of a potsherd , thin lip		
80	6177/80	5x3	15	6.71	Reddish clay soil and sand particles			Rim of a potsherd		
81	6177/81	4x2.5x8	9	8.26	Grayish clay soil and sand particles			Rim of a bowl		
82	6177/82	3.5x3.5	14	8.96	Reddish clay soil and sand particles			Rim of a potsherd		
83	6177/83	4x3.5	21	15.12	Reddish clay soil and sand particles	Incision	Interior horizontal parallel lines	Rim of a potsherd		
84	6177/84	4x3	13	9.60	Reddish clay soil and sand particles			Rim of a potsherd		
85	6177/85	4.5x3	23	14.93	Reddish clay soil and sand particles			Rim of a potsherd ,thick and ledge lip		
86	6177/86	5x2x8	13	11.52	Reddish clay soil and sand particles	Applique and incision	Dentilated rim edge ,	Rim of a bowl ,everted rim	0276	
87	6177/87	5x3.5	19	8.83	Reddish clay soil and sand particles	Applique	Clay ball applique like cup on the rim lip	Rim of a potsherd		
88	6177/88	3x3	13	7.78	Reddish clay soil and sand particles			Rim of a potsherd		
88	6177/89	3x3	12	7.57	Reddish clay soil and sand particles	Impression	Impressed vertical parallel line on the exterior ,	Rim of a potsherd ,thick and everted lip		
90	6177/90	4x3.5	14	11.73	Reddish clay soil and sand particles	Impression	Impressed vertical parallel line on the exterior ,	Rim of a potsherd ,thick and everted lip		
91	6177/91	4x2.5x6	14	10.91	Reddish clay soil and			Rim of a bowl		

					sand particles					
92	6177/92	6x4.5	36	14.72	Reddish clay soil and sand particles	Applique	Clay ball applique on the rim	Rim of a bowl		
93	6177/93	4.5x3.5x6	22	10.57	Reddish clay soil and sand particles	Impression	Incised dot line on the exterior and interior part of rim lip	Rim of a bowl	0277/78	
94	6177/94	4x3	17	12.93	Reddish clay soil and sand particles	Impression	Exterior impressed vertical parallel lines	Rim of a potsherd, thick lip		
95	6177/95	5x3	20	18.47	Reddish clay soil and sand particles			Rim of a potsherd		
96	6177/96	4.5x3	10	7.50	Reddish clay soil and sand particles	Applique and incision	Dentilated rim edge ,	Rim of a bowl ,everted rim	0279	
97	6177/97	4x3.5	11	6.63	Grayish clay soil and sand particles	Incision	Incised line under the exterior part of the rim	Rim of a potsherd ,with very thin lip ,less than the thickness of the body		
98	6177/98	5x3.5	18	11.59	Reddish clay soil and sand particles	Incision	Incised wavy parallel lines on the rim lip	Rim of a potsherd ,thick and everted lip	0280	
99	6177/99	4x3.5	11	10.82	Reddish clay soil and sand particles	Impression	Exterior impressed vertical parallel lines	Rim of a potsherd ,thik and everted lip		
100	6177/100	4x2.5	10	9.40	Reddish clay soil and sand particles	Impression	Exterior impressed vertical parallel lines	Rim of a potsherd		
101	6177/101	3.5x3	10	8.28	Reddish clay soil and sand particles	Impression	Exterior impressed vertical parallel lines	Rim of a potsherd		
102	6177/102	3.5x3	13	13.85	Reddish clay soil and sand particles	incision	Exterior crossed lines	Rim of a potsherd		
103	6177/103	4x2	13	13.72	Reddish clay soil and sand particles	Applique	Clay ball applique on the rim	Rim of a potsherd		
104	6177/104	4x3.5x6	12	8.76	Reddish clay soil and sand particles			Rim of a bowl		
105	6177/105	4x4	12	9.70	Reddish clay soil and sand particles			Rim of a potsherd		

106	6177/106	3.5x3	11	7.61	Reddish clay soil and sand particles	Impression	Exterior impressed vertical parallel lines	Rim of a potsherd		
107	6177/107	3.5x2.5	10	9.73	Reddish clay soil and sand particles	Impression	Exterior impressed vertical parallel lines	Rim of a potsherd		
108	6177/108	2.5x1	4	7.80	Reddish clay soil and sand particles			Rim of a potsherd		
109	6177/109	2.5x2.5	9	12.05	Reddish clay soil and sand particles	Incision	Incised wavy line on the rim lip	Rim of a potsherd		
110	6177/110	3x2.5	8	12.02	Reddish clay soil and sand particles			Rim of a potsherd		
111	6177/111	4x3	10	7.71	Reddish clay soil and sand particles			Rim of a potsherd		
112	6177/112	4.5x3	13	9.94	Reddish clay soil and sand particles	Applique and incision	Dentilated rim edge ,	Rim of a bowl ,everted rim		
113	6177/113	3x2	7	9.49	Reddish clay soil and sand particles			Rim of a potsherd		
114	6177/114	3x2.5	5	7.83	Reddish clay soil and sand particles			Rim of a potsherd		
115	6177/115	4x2x2	5	5.74	Reddish clay soil and sand particles			Rim of a cup		
116	6177/116	3x2	4	8.76	Grayish clay soil and sand particles			Rim of a potsherd		
117	6177/117	2.5x2	4	7.12	Reddish clay soil and sand particles			Rim of a potsherd		
118	6177/118	3.5x2	10	13.58	Reddish clay soil and sand particles	Applique	Clay ball applique on the rim	Rim of a potsherd		
119	6177/119	3x1.5	4	8.81	Reddish clay soil and sand particles			Rim of a potsherd		
120	6177/120	4x3	8	11.20	Reddish clay soil and sand particles	Applique and incision	Dentilated rim edge ,	Rim of a bowl ,everted rim		
121	6177/121	3.5x2.5	10	11.16	Reddish clay soil and			Rim of a potsherd		

					sand particles						
122	6177/122	3x2	7	7.58	Reddish clay soil and sand particles				Rim of a potsherd		
123	6177/123	3x2.5x2	3	5.54	Reddish clay soil and sand particles				Rim of a cup		
124	6177/124	3x2	5	6.88	Reddish clay soil and sand particles				Rim of a potsherd		
125	6177/125	3x2.5	6	9.61	Reddish clay soil and sand particles				Rim of a potsherd		
126	6177/126	2x2x2	3	6.05	Reddish clay soil and sand particles				Rim of a cup		
127	6177/127	3x2.5	5	8.92	Reddish clay soil and sand particles				Rim of a potsherd		
128	6177/128	4x2.5	6	8.87	Reddish clay soil and sand particles				Rim of a potsherd		
129	6177/129	3.5x2.5	7	9.39	Reddish clay soil and sand particles				Rim of a potsherd		
130	6177/130	2x1.5	3	9.36	Reddish clay soil and sand particles				Rim of potsherd		
131	6177/131	4.5x3x2	33	6.66	Reddish clay soil and sand particles				Neck of potsherd	0282	
132	6177/132	3x2	13	6.90	Reddish clay soil and sand particles				Nose of modern kettle like structure	0283	
133	6177/133	5.5x3	30	10.57	Exterior Reddish and interior grayish clay soil and sand particles	Applique	Applied crude knob handle		Body of a potsherd	0284	
134	6177/134	5x4	19	7.58	Exterior Reddish and interior grayish clay soil and sand particles	Applique and impression	Applied coil handle /hallow or rectangular attachment ,impressed parallel lines		Body of a potsherd	0285	
135	6177/135	2x2	10	7.89	Reddish clay soil and sand particles				Broken cup like structure which may be applied on the rim of large potsherds		
136	6177/136	5.5x4	34	17.34	Grayish clay soil and sand particles	Incision	incised v shape or herringbone		Body of a potsherd /foot washer footrest	0286	Like fig.44.e

							pattern parallel lines and ovoid walking punctates	support fragment		of jack phiilpson
137	6177/137	X4.51.5	8	13.32	Grayish clay soil and sand particles			Coil or hallow attachment handle ,thin		
138	6177/138	5x3.5	25	24.40	Grayish clay soil and sand particles	Incision	Incised ovoid walking punctate	May be Fragment of foot washer footrest support	0287	
139	6177/139	2.5x2	7	9.06	Reddish clay soil and sand particles	Incision	Incised v shaped parallel lines	Fragment of a potsherd		
140	6177/140	2x1.5	1	5.01	Reddish clay soil and sand particles			Body of a potsherd		

29. HAULTI 6181

No.	Inventor y No.	Size (H XWXD)cm	Weight (gram)	Thickness (mm)	Material	Decoration techniques	Decoration pattern	description	Photo No.	Remark
1	6181/1	3x5x10	18	7.16	Reddish clay soil and sand particles	Incision	Incised line near the rim ,exterior	Rim of a bowl	0489	
2	6181/2	4x6x12	24	8.21	Brownish clay soil and sand particles	Impression and incision	Interior ovoid walking punctates line and interior incised horizontal lines under the punctated lines	Rim of a bowl	0490	
3	6181/3	7.5x4x8	52	11.50	Whitish clay soil and sand particles	Impression	Exterior impressed horizontal lines and interior molded line	Sherd of imported pottery , similar with late Aksumite context at D site ,fig ,284ij. J. PHILIP	0491/92	
4	6181/4	2x6x10	6	4.43	Whitish glass			Rim of bowl made of glass	0493	
5	6181/5	4x5x6	20	9.34	Reddish clay soil and sand particles	Incision	Incised crossed lines on the rim top of a bowl	Rim of a bowl	0494/0518	
6	6181/6	4x7.5x16	40	8.56	Exterior reddish and interior grayish clay soil and sand particles	Incision	Incised crossed lines on the rim top and other rim part is plain	Rim of a bowl	0495	
7	6181/7	4.5x3.5x6	8	4.36	Reddish clay soil	Impression	Impressed vertical	Rim of a bowl well	0496	

					and sand particles		parallel lines ,e	burnished		
8	6181/8	4x4x10	13	7.30	Reddish clay soil and sand particles	Impression	Impressed cross on the rim top	Rim of a bowl ,well burnished	0497/98/99 /0516/17	
9	6181/9	3x4.5x10	13	8.77	Reddish clay soil and sand particles	Impression	Impressed cross on the exterior body	Rim of a bowl	0500	
10	6181/10	4.5x7x16	37	10.38	Reddish clay soil and sand particles	Incision	Incised crossed lines on the rim top and other rim part is plain	Rim of a bowl	0501	
11	6181/11	2x2x4	3	5.37	Reddish clay soil and sand particles	Incision	Incised line on the exterior near the rim	Rim of a cup		
12	6181/12	8x8	84	9.66	Reddish clay soil and sand particles	Incision	Incised parallel lines both exterior and interior	Body of a potsherd	0502/03	
13	6181/13	8x3.5	32	9.75	Whitish marble			Marble fragment ,may be tool or vessel fragment	0504	
14	6181/14	5x8	147	24.80	Reddish clay soil and sand particles	Incision	Incised line on the coil handle	Coil handle ,big	0505/06	
15	6181/15	6x6	21	11.94	Reddish clay soil and sand particles	Paint	Exterior painted wide line	Body of a potsherd	0507	
16	6181/16	5x10	228	17.08	Whitish clay soil and sand particles	Impression	Impressed parallel lines near the two sides of the handle ,may be by fish harpoon	Coil handle ,big	0508/09	25.97
17	6181/17	4.5x6x8	17	11.08	Reddish clay soil and sand particles			Rim of a bowl		
18	6181/18	3x10	84	12.06	Brownish clay soil and sand particles	Incision	Incised parallel horizontal lines on the coil handle	Body of a potsherd with coil handle ,color change because of service for cooking	0510/11	18.70
19	6181/19	6x2.5	12	11.14	Reddish clay soil and sand particles	Impression	Impressed cross on the exterior body below the rim	Rim of a potsherd	0512/13	
20	6181/20	4.5x7	39	16.72	Reddish clay soil and sand particles	Impression and incision	One circle impression and incised lines around the circle as well as incised dots next to the lines,	Body of a potsherd	0514/15	

							exterior			
21	6181/21	7x6	33	12.02	Brownish clay soil and sand particles				Body of a potsherd ,color change because of cooking	
22	6181/22	3.5x2	6	12.30	Grayish clay soil and sand particles				Body of potsherd	
23	6181/23	4.5x2.5	7	9.40	Reddish clay soil and sand particles				Body of potsherd	
24	6181/24	2x1.5	3	5.46	Brownish clay soil and sand particles				Body of potsherd	

30. HAOLTI 59,TRENCHIE XLLL,XV ,POTERIE TYPE AN AXUMITE, 6183

N o.	Inventory No.	Size (H XWXD) cm	Weight (gram)	Thickness (mm)	Material	Decoration techniques	Decoration pattern	description	Photo No.	Remark
1	6183/1	5x8x16	71	7.25	Interior red and exterior grayish clay soil and sand particles			Rim of a bowl with two hallow attachment handle that share common edge.	0461	Two hallow attachment share common edge
2	6183/2	3x7x10	12	4.32	Reddish clay soil and sand particles			Rim of a bowl thin and well burnished	0462	
3	6183/3	2x5x6	30	8.19	Reddish clay soil and sand particles			Rim of a potsherd	0463	
4	6183/4	2.5x3x4	4	3.76	Grayish clay soil and sand particles			Rim of a cup, well burnished and smooth lip.		
5	6183/5	4x5x10	12	4.92	Reddish clay soil and sand particles			Rim of a cup ,well burnished and smooth lip		
6	6183/6	4x3x4	9	3.90	Reddish clay soil and sand particles	Incision	Incised zonal horizontal parallel lines and broken parallel lines	Body of a potsherd with small crude knob handle.	0464	
7	6183/7	3x4.5x8	10	4.71	Reddish clay soil and sand particles			Rim of a cup ,well burnished and smooth lip		

8	6183/8	4x6.5	17	3.84	Reddish clay soil and sand particles			Body of a potsherd, well burnished		
9	6183/9	5x4	16	5.47	Reddish clay soil and sand particles	Incision and impression	Incised zonal parallel lines and impressed wavy lines.	Body of a potsherd with well decoration pattern.	0465	
10	6183/10	4x2.5	9	5.27	Grayish clay soil and sand particles.			Body of a potsherd, well burnished.	0466	
11	6183/11	4.5x3	11	6.28	Exterior red and interior grayish clay soil and sand particles	Incision	Incised zonal horizontal parallel lines and broken parallel lines.	Body of a potsherd		
12	6183/12	4x7	22	8.19	Reddish clay soil and sand particles	Incision	Incised horizontal parallel lines within a v shaped pattern.	Body of potsherd ,well decorated	0467	
13	6183/13	5x5.6	19	5.95	Exterior grayish and interior red clay soil and sand particles	Incision	Incised horizontal dot line.	Body of a potsherd.	0468	
14	6183/14	7x3	32	11.54	Reddish clay soil and sand particles	Incision	Incised zonal horizontal parallel lines and wavy lines	Body of a potsherd	*0469	
15	6183/15	8x5.5	48	8.25	Exterior reddish and interior grayish clay soil and sand particles.	Incision	Incised zonal horizontal parallel lines and wavy horizontal parallel lines	Body of a potsherd	0470	
16	6183/16	7.5x3.5	28	5.88	Exterior top black and bottom grayish ,and interior black clay soil and sand particles			Rim of a potsherd with hallow attachment handle	*0471	8.42 thickness of the handle

17	6183/17	6x3.5	17	5.38	Reddish clay soil and sand particles	Incision and applique	Incised zonal horizontal dot lines and clay ball applique	Body of a potsherd	*0472	
18	6183/18	4x3.5	4	3.89	Exterior red and interior black clay soil and sand particles			Body of a potsherd ,well burnished and very fine.	0473	
19	6183/19	4x5	18	9.82	Grayish clay soil and sand particles	Impression	Ovoid walking punctates	Body of a potsherd	0474	
20	6183/20	4.5x3.5	11	5.08	Grayish clay soil and sand particles	Incision	Incised horizontal parallel lines and discontinuous band of parallel lines	Body of a potsherd	0475	
21	6183/21	3.5x2.5	5	4.48	Grayish clay soil and sand particles	Incision	Incised horizontal parallel lines and discontinuous band of parallel lines	Body of a potsherd with solid lug	0476	
22	6183/22	4.5x3.5	16	8.61	Reddish clay soil and sand particles	Incision	Incised wavy lines and Parallel lines	Body of a potsherd	0477	
23	6183/23	4x3	7	5.12	Grayish clay soil and sand particles			Body of a cup		
24	6183/24	4.5x5	16	5.26	Grayish clay soil and sand particles	Impression	Ovoid walking punctate	Body of a potsherd	0478	
25	6183/25	3x2.5	4	5.21	Grayish clay soil and sand particles	Incision	Incised horizontal parallel lines and discontinuous band of parallel lines	Body of a potsherd with solid lug		
26	6183/26	3.5x4.5	12	6.61	Grayish clay soil and sand	Incision	Incised horizontal	Body of a potsherd .	0479	

					particles		parallel lines and discontinuous band of parallel lines			
27	6183/27	4.5x7.5	26	6.43	Reddish clay soil and sand particles	Impression	Ovoid walking punctate	Body of a potsherd	0480	
28	6183/28	4.5x3.5x4	15	6.47	Exterior reddish interior grayish clay soil and sand particles			Body of a cup		
29	6183/29	5x5.5	6	3.98	Grayish clay soil and sand particles	Incision	Incised horizontal parallel lines and discontinuous band of parallel lines	Body of a potsherd .	0481	
30	6183/30	3.5x3.5	20	6.79	Grayish clay soil and sand particles	Incision	Incised horizontal parallel lines and discontinuous band of parallel lines	Body of a potsherd.	0482	
31	6183/31	4x5.5	18	7.04	Reddish clay soil and sand particles	Impression	Ovoid walking punctate	Body of a potsherd	0483	
32	6183/32	5x5	19	6.98	Reddish clay soil and sand particles	Impression	Ovoid walking punctate	Body of a potsherd	0484	
33	6183/33	7x5	18	4.78	Grayish clay soil and sand particles	Incision	Incised horizontal parallel lines and discontinuous band of parallel lines	Body of a potsherd.		
34	6183/34	3.5x3.5	14	7.50	Grayish clay soil and sand particles	Incision	Incised wavy and parallel lines	Body of a potsherd.	0485	
35	6183/35	3x4.5	12	5.96	Reddish clay soil and sand	Incision	Incised dot line on applied line	Body of a potsherd.	0486	

					particles					
36	6183/36	4.5x3	19	8.49	Grayish clay soil and sand particles	Incision	Incised dot line on applied line	Body of a potsherd.	0487	
37	6183/37	5x2x8	14	7.29	Reddish clay soil and sand particles			Rim of a cup ,broken part of 6183/38/39	0488	
38	6183/38	5x2.5x8	10	7.25	Reddish clay soil and sand particles			Rim of a cup ,broken part of 6183/37/39	0488	
39	6183/39	5x3.5x8	13	7.23	Reddish clay soil and sand particles			Rim of a cup ,broken part of 6183/37/38	0488	

31. HAULTI 59,TRENCH,XXLL,6186

No.	Inventor y No.	Size (H XWxD)cm	Weight (gram)	Thickness (mm)	material	Decoration techniques	Decoration pattern	description	Photo No.	Remark
1	6186/1	10x5.5	240	42.06	Reddish clay soil and sand particles			Fragment of figurine, leg.		
2	6186/2	6.5x5	106	35.11	Reddish clay soil and sand particles			Fragment of figurine, leg		
3	6186/3	8x4.5	99	28.56	Reddish clay soil and sand particles			Fragment of figurine, leg		
4	6186/4	6x3	105	33.97	Reddish clay soil and sand particles			Fragment of figurine, leg		
5	6186/5	11x4.5	158	25.94	Reddish clay soil and sand particles			Fragment of figurine, leg		
6	6186/6	9x5.5	287	46.29	Reddish clay soil and sand particles			Fragment of figurine, leg		
7	6186/7	10x3.5	198	39.73	Reddish clay soil and sand particles			Fragment of figurine, leg		
8	6186/8	18x6	658	50.81	Reddish clay soil and sand particles			Fragment of figurine, leg		
9	6186/9	8x3.5	142	36.06	Reddish clay soil and sand particles			Fragment of figurine, leg		
10	6186/10	8.5x3	125	34.32	Reddish clay soil and sand particles			Fragment of figurine, leg		
11	6186/11	13.x7.5	357	40.52	Reddish clay soil and sand particles			Fragment of figurine, leg		
12	6186/12	10x5	330	57.94	Reddish clay soil and			Fragment of figurine, leg		

					sand particles					
13	6186/13	7.5x3	117	32.24	Reddish clay soil and sand particles			Fragment of figurine, leg		
14	6186/14	11.5x4	235	44.16	Reddish clay soil and sand particles			Fragment of figurine, leg		
15	6186/15	107x10	336	57.77	Reddish clay soil and sand particles			Fragment of figurine, leg		
16	6186/16	10x5	211	40.13	Reddish clay soil and sand particles			Fragment of figurine, leg		
17	6186/17	11x4	149	27.29	Reddish clay soil and sand particles			Fragment of figurine, leg		

32. HAULTI 59, TRENCH XX-XXL 6187

No.	Inventory No.	Size (H XWxD)cm	Weight (gram)	Thickness (mm)	material	Decoration techniques	Decoration pattern	description	Photo No.	Remark
1	6187/1	14x7	259	35.72	Reddish clay soil and sand particles			Figurine fragment ,leg		
2	6187/2	12x8	308	41.89	Reddish clay soil and sand particles			Figurine fragment ,leg		
3	6187/3	8.5x7	171	37.13	Reddish clay soil and sand particles			Figurine fragment ,leg		
4	6187/4	11x5	282	50.98	Reddish clay soil and sand particles			Figurine fragment ,leg		
5	6187/5	8x6	201	50.97	Reddish clay soil and sand particles			Figurine fragment ,leg		
6	6187/6	9x4.5	92	23.42	Reddish clay soil and sand particles			Figurine fragment ,leg		
7	6187/7	11x5	202	37.93	Reddish clay soil and sand particles			Figurine fragment ,leg		
8	6187/8	9x4	111	27.39	Reddish clay soil and sand particles			Figurine fragment ,leg		
9	6187/9	15x4	235	31.05	Reddish clay soil and sand particles			Figurine fragment ,leg		
10	6187/10	8x4	120	26.59	Reddish clay soil and sand particles			Figurine fragment ,leg		
11	6187/11	7x7	193	48.88	Reddish clay soil and			Figurine fragment ,leg		

					sand particles				
12	6187/12	9x4.5	130	26.57	Reddish clay soil and sand particles			Figurine fragment ,leg	
13	6187/13	6.5x6	167	49.42	Reddish clay soil and sand particles			Figurine fragment ,leg	
14	6187/14	9x4	159	35.05	Reddish clay soil and sand particles			Figurine fragment ,leg	
15	6187/15	7x4	108	34.06	Reddish clay soil and sand particles			Figurine fragment ,leg	
16	6187/16	5x4	95	43.20	Reddish clay soil and sand particles			Figurine fragment ,leg	
17	6187/17	5x4	102	43.32	Reddish clay soil and sand particles			Figurine fragment ,leg	
18	6187/18	6.5x3.5	80	28.78	Reddish clay soil and sand particles			Figurine fragment ,leg	
19	6187/19	7x4	96	33.71	Reddish clay soil and sand particles			Figurine fragment ,leg	
20	6187/20	4x4	53	26.67	Reddish clay soil and sand particles			Figurine fragment ,leg	
21	6187/21	7x4	58	21.55	Reddish clay soil and sand particles			Figurine fragment ,leg	
22	6187/22	8x4.5	96	28.58	Reddish clay soil and sand particles			Figurine fragment ,leg	
23	6187/23	3x3	52	36.50	Reddish clay soil and sand particles			Figurine fragment ,leg	
24	6187/24	13x7	216	31.50	Reddish clay soil and sand particles			Figurine fragment	
25	6187/25	5x4	42	20.39	Reddish clay soil and sand particles			Figurine fragment ,leg	
26	6187/26	7x4	59	19.35	Reddish clay soil and sand particles			Figurine fragment ,leg	
27	6187/27	5x3	20	13.40	Reddish clay soil and sand particles			Figurine fragment ,leg	
28	6187/28	6x2.5	17	10.07	Reddish clay soil and sand particles			Figurine fragment ,leg	
29	6187/29	5x3.5	29	18.92	Reddish clay soil and sand particles			Figurine fragment ,leg	
30	6187/30	5.5x2.5	22	13.81	Reddish clay soil and sand particles			Figurine fragment ,leg	

31	6187/31	3.5x3	28	23.82	Reddish clay soil and sand particles			Figurine fragment ,leg		
32	6187/32	5x2	22	17.62	Reddish clay soil and sand particles			Figurine fragment ,leg		
33	6187/33	5x2.5	17	12.87	Reddish clay soil and sand particles			Figurine fragment ,leg		
34	6187/34	5x4	41	22	Reddish clay soil and sand particles			Figurine fragment ,leg		

33. HAULTI FIGURINES DE SPHINX, 6188

No.	Inventory No.	Size (H XWXD)cm	Weight	Thickness (mm)	Material	Decoration techniques	Decoration pattern	Description	Photo No.	Remark
1	6188/1	8x5.5		56.90	Greyish clay and sand particles			Sphinx figurine fragment		
2	6188/2	8.5x6		39.88	Greyish clay and sand particles			Sphinx figurine fragment		
3	6188/3	9x8		24.64	Greyish clay and sand particles			Sphinx figurine fragment		
4	6188/4	10.5x6		26.15	Greyish clay and sand particles			Sphinx figurine fragment		
5	6188/5	17.5x8.5		38.42	Greyish clay and sand particles			Sphinx figurine fragment		
6	6188/6	13x4.5		28.99	Greyish clay and sand particles			Sphinx figurine fragment		
7	6188/7	12x5		23.39	Greyish clay and sand particles			Sphinx figurine fragment		
8	6188/8	11x9.5		23.58	Greyish clay and sand particles			Sphinx figurine fragment		
9	6188/9	9x3		26.61	Greyish clay and sand particles			Sphinx figurine fragment		
10	6188/10	5.5x4.4		20.71	Greyish clay and sand particles			Sphinx figurine fragment		
11	6188/11	8x7		27.17	Greyish clay and sand particles			Sphinx figurine fragment		
12	6188/12	6x5.5		22.15	Greyish clay and sand particles			Sphinx figurine fragment		
13	6188/13	8x5.5		38.86	Greyish clay and sand particles			Sphinx figurine fragment		
14	6188/14	8x5		23.21	Greyish clay and sand particles			Sphinx figurine		

								fragment		
15	6188/15	4×4		22.54	Greyish clay and sand particles			Sphinx figurine fragment		
16	6188/16	4×2.5		19.13	Greyish clay and sand particles			Sphinx figurine fragment		
17	6188/17	4.5×4.6		17.60	Greyish clay and sand particles			Sphinx figurine fragment		
18	6188/18	6.5×6		24.20	Greyish clay and sand particles			Sphinx figurine fragment		
19	6188/19	7×5.5		22.57	Greyish clay and sand particles			Sphinx figurine fragment		
20	6188/20	6.5×4.3		22.78	Greyish clay and sand particles			Sphinx figurine fragment		
21	6188/21	4.5×4		20.92	Greyish clay and sand particles			Sphinx figurine fragment		
22	6188/22	10.5×7		28.91	Greyish clay and sand particles			Sphinx figurine fragment		
23	6188/23	8×4		19.18	Greyish clay and sand particles			Sphinx figurine fragment		
24	6188/24	7×4.5		21.96	Greyish clay and sand particles			Sphinx figurine fragment		
25	6188/25	8×4		30.72	Greyish clay and sand particles			Sphinx figurine fragment		
26	6188/26	7×3.2		27.16	Greyish clay and sand particles			Sphinx figurine fragment		
27	6188/27	5×5		24.46	Greyish clay and sand particles			Sphinx figurine fragment		
28	6188/28	3×5		24.03	Greyish clay and sand particles			Sphinx figurine fragment		
29	6188/29	5×2		21.29	Greyish clay and sand particles			Sphinx figurine fragment		
30	6188/30	5×3		21.25	Greyish clay and sand particles			Sphinx figurine fragment		
31	6188/31	5.5×4		18.34	Greyish clay and sand particles			Sphinx figurine fragment		
32	6188/32	4.5×4.5		28.38	Greyish clay and sand particles			Sphinx figurine fragment		
33	6188/33	6×2.5		28.08	Greyish clay and sand particles			Sphinx figurine fragment		

34	6188/34	5×3.1		23.13	Greyish clay and sand particles			Sphinx figurine fragment		
35	6188/35	4×2		21.68	Greyish clay and sand particles			Sphinx figurine fragment		
36	6188/36	3.5×3		20.272	Greyish clay and sand particles			Sphinx figurine fragment		
37	6188/37	3×2		23.58	Greyish clay and sand particles			Sphinx figurine fragment		

34. HAULTI 59, FRAGMENTS FIGURINE NON INVENTOTIRS TRENCH XX-XXL, 6190

No.	Inventory No.	Size (H XWXD)cm	Weight (gram)	Thickness (mm)	Material	Decoration techniques	Decoration pattern	description	Photo No.	Remark
1	6190/1	9x3	104	31.37	Reddish clay soil and sand particles			Figurine fragment, leg		
2	6190/2	9.5x4	144	30.69	Reddish clay soil and sand particles			Figurine fragment, leg		
3	6190/3	13x7	304	42.18	Reddish clay soil and sand particles			Figurine fragment, leg		
4	6190/4	9x2.5	73	22.74	Reddish clay soil and sand particles			Figurine fragment, leg		
5	6190/5	5x2.5	59	28.48	Reddish clay soil and sand particles			Figurine fragment, leg		
6	6190/6	5x3.5	67	35.16	Reddish clay soil and sand particles			Figurine fragment		
7	6190/7	4.5x3	56	26.32	Reddish clay soil and sand particles			Figurine fragment, leg		
8	6190/8	8.5x4.5	134	40.73	Reddish clay soil and sand particles			Figurine fragment		
9	6190/9	8x6	168	24.11	Reddish clay soil and sand particles			Figurine fragment		
10	6190/10	7x4.5	72	20.14	Reddish clay soil and sand particles			Figurine fragment		
11	6190/11	6.5x5	135	14.97	Reddish clay soil and sand particles			Figurine fragment		
12	6190/12	10x5	153	21.68	Reddish clay soil and sand particles			Figurine fragment		
13	6190/13	10x7	221	40.69	Reddish clay soil and sand particles			Figurine fragment		

14	6190/14	7x4	100	37.08	Reddish clay soil and sand particles			Figurine fragment		
15	6190/15	6x4.5	52	16.89	Reddish clay soil and sand particles			Figurine fragment		
16	6190/16	9x6	138	31.23	Reddish clay soil and sand particles			Figurine fragment		
17	6190/17	6x5.5	133	24.28	Reddish clay soil and sand particles			Figurine fragment		
18	6190/18	8x5.5	90	22.18	Reddish clay soil and sand particles			Figurine fragment		
19	6190/19	6x4	77	28.51	Reddish clay soil and sand particles			Figurine fragment		
20	6190/20	6x4	75	17.51	Reddish clay soil and sand particles			Figurine fragment		
21	6190/21	6x5	58	17.22	Reddish clay soil and sand particles			Figurine fragment		
22	6190/22	5x3	94	34.01	Reddish clay soil and sand particles			Figurine fragment, leg		
23	6190/23	3.5x1.5	18	19.25	Reddish clay soil and sand particles			Figurine fragment, leg		
24	6190/24	5x2.5	50	34.51	Reddish clay soil and sand particles			Figurine fragment		
25	6190/25	4x4	42	20.19	Reddish clay soil and sand particles			Figurine fragment		
26	6190/26	5x4	37	19.78	Reddish clay soil and sand particles			Figurine fragment		
27	6190/27	4x4	45	37.03	Reddish clay soil and sand particles			Figurine fragment		
28	6190/28	4x2	29	25.97	Reddish clay soil and sand particles			Figurine fragment, leg		
29	6190/29	5x2	34	21.23	Reddish clay soil and sand particles			Figurine fragment		
30	6190/30	3x4	58	33.49	Reddish clay soil and sand particles			Figurine fragment		
31	6190/31	4.5x2	32	24.85	Reddish clay soil and sand particles			Figurine fragment, leg		
32	6190/32	5x3.5	28	28.62	Reddish clay soil and sand particles			Figurine fragment		
33	6190/33	4x3	22	21.55	Reddish clay soil and sand particles			Figurine fragment		

					sand particles					
34	6190/34	4x2.5	29	23.88	Reddish clay soil and sand particles			Figurine fragment, which has narrow hole like kettle nose		
35	6190/35	3x3	24	23.55	Reddish clay soil and sand particles			Figurine fragment, leg		
36	6190/36	5x2.5	33	29.91	Reddish clay soil and sand particles			Figurine fragment		
37	6190/37	3x2	34	24.49	Reddish clay soil and sand particles			Figurine fragment, leg		
38	6190/38	4x2	23	23.51	Reddish clay soil and sand particles			Figurine fragment, horn of buffalo		
39	6190/39	4x3	34	27.90	Reddish clay soil and sand particles			Figurine fragment, which narrow hole like kettle nose		
40	6190/40	3x3	16	17.70	Reddish clay soil and sand particles			Figurine fragment		
41	6190/41	4x2.5	20	19.51	Reddish clay soil and sand particles			Figurine fragment, ear of buffalo		
42	6190/42	3.5x3	16	27.75	Reddish clay soil and sand particles			Figurine fragment		
43	6190/43	5x1.5	15	16.08	Reddish clay soil and sand particles			Figurine fragment, horn of buffalo		
44	6190/44	4x2	18	16.71	Reddish clay soil and sand particles			Figurine fragment, horn of buffalo		
45	6190/45	4x1	10	14.22	Reddish clay soil and sand particles			Figurine fragment, horn of buffalo		
46	6190/46	3x1	11	16.43	Reddish clay soil and sand particles			Figurine fragment, horn of buffalo		
47	6190/47	7x3.5	29	20.27	Reddish clay soil and sand particles			Figurine fragment, horn of buffalo		
48	6190/48	4x2	14	16.05	Reddish clay soil and sand particles			Figurine fragment, horn of buffalo		
49	6190/49	5x2	17	17.51	Reddish clay soil and sand particles			Figurine fragment, horn of buffalo		
50	6190/50	5x3	22	14.48	Reddish clay soil and sand particles			Figurine fragment, horn of buffalo		
51	6190/51	3.5x1	6	12.61	Reddish clay soil and sand particles			Figurine fragment, horn of buffalo		

52	6190/52	3x1	7	14.76	Reddish clay soil and sand particles			Figurine fragment, horn of buffalo		
53	6190/53	3.5x1	9	16.07	Reddish clay soil and sand particles			Figurine fragment, horn of buffalo		
54	6190/54	3x2	8	15.50	Reddish clay soil and sand particles			Figurine fragment		
55	6190/55	2.5x2	8	17.40	Reddish clay soil and sand particles			Figurine fragment		
56	6190/56	3x2	10	16.41	Reddish clay soil and sand particles			Figurine fragment		
57	6190/57	4x2	17	16.18	Reddish clay soil and sand particles			Figurine fragment, horn of buffalo		
58	6190/58	5x2	25	19.84	Reddish clay soil and sand particles			Figurine fragment		
59	6190/59	2x1.5	8	18.37	Reddish clay soil and sand particles			Figurine fragment		
60	6190/60	4.5x2	19	23.47	Reddish clay soil and sand particles			Figurine fragment		
61	6190/61	3x2	10	16.16	Reddish clay soil and sand particles			Figurine fragment		
62	6190/62	4x1	13	16.88	Reddish clay soil and sand particles			Figurine fragment		
63	6190/63	3x1	10	15.06	Reddish clay soil and sand particles			Figurine fragment		
64	6190/64	4x3	19	28.75	Reddish clay soil and sand particles			Figurine fragment		
65	6190/65	2x1	2	11.92	Reddish clay soil and sand particles			Figurine fragment		

35. HAULTI, 6194, SPHINX FRAGMENTS OF OCECCLES OF SPHINX ,TRENCH XX-XXL

No.	Inventory No.	Size (H XWXD)cm	Weight (gram)	Thickness (mm)	Material	Decoration techniques	Decoration pattern	description	Photo No.	Remark
1	6194/1	5x8	107	21.81	Reddish clay soil and sand particles			Sphinx fragment		
2	6194/2	8x5	99	22.74	Reddish clay soil and sand particles			Sphinx fragment		
3	6194/3	7x4	81	21.44	Reddish clay soil and sand particles	Impression	Ovoid walking punctates	Sphinx fragment		
4	6194/4	6x3	59	19.91	Reddish clay soil and sand particles	Impression	Ovoid walking	Sphinx fragment		

					sand particles		punctates			
5	6194/5	4x2	22	25.42	Reddish clay soil and sand particles	Impression	Ovoid walking punctates	Sphinx fragment		
6	6194/6	4x3	22	16.18	Reddish clay soil and sand particles	Impression	Ovoid walking punctates	Sphinx fragment		
7	6194/7	5x2.5	49	24.12	Reddish clay soil and sand particles	Impression	Ovoid walking punctates	Sphinx fragment		
8	6194/8	8x4	95	21.18	Reddish clay soil and sand particles	Impression	Ovoid walking punctates	Sphinx fragment		
9	6194/9	11x3.5	140	32.91	Reddish clay soil and sand particles	Impression	Ovoid walking punctates	Sphinx fragment		
10	6194/10	7x4	47	17.68	Reddish clay soil and sand particles	Impression	Ovoid walking punctates	Sphinx fragment		
11	6194/11	5x4	33	17.62	Reddish clay soil and sand particles	Impression	Ovoid walking punctates	Sphinx fragment		
12	6194/12	10x4	100	19.24	Reddish clay soil and sand particles	Impression	Ovoid walking punctates	Sphinx fragment		
13	6194/13	5x5	50	19.18	Reddish clay soil and sand particles	Impression	Ovoid walking punctates	Sphinx fragment		
14	6194/14	9x6	108	19.26	Reddish clay soil and sand particles	Impression	Ovoid walking punctates	Sphinx fragment		
15	6194/15	8x6	92	17.07	Reddish clay soil and sand particles	Impression	Ovoid walking punctates	Sphinx fragment		
16	6194/16	9x6.5	123	16.69	Reddish clay soil and sand particles	Impression	Ovoid walking punctates	Sphinx fragment		
17	6194/17	7.5x7	107	17.33	Reddish clay soil and sand particles	Impression	Ovoid walking punctates	Sphinx fragment	0227	
18	6194/18	8x7	94	15.13	Reddish clay soil and sand particles	Impression	Ovoid walking punctates	Sphinx fragment		
19	6194/19	8.5x5.5	58	17.46	Reddish clay soil and sand particles	Impression	Ovoid walking punctates	Sphinx fragment		
20	6194/20	8x4	63	19.60	Reddish clay soil and sand particles	Impression	Ovoid walking punctates	Sphinx fragment		
21	6194/21	8x7	146	22.18	Reddish clay soil and sand particles	Impression	Ovoid walking punctates	Sphinx fragment		
22	6194/22	6x7	84	17.67	Reddish clay soil and sand particles	Impression	Ovoid walking punctates	Sphinx fragment		
23	6194/23	5x3	38	21.84	Reddish clay soil and sand particles	Impression	Ovoid walking punctates	Sphinx fragment		

24	6194/24	6.5x3	45	18.36	Reddish clay soil and sand particles	Impression	Ovoid walking punctates	Sphinx fragment		
25	6194/25	3x3	11	17.88	Reddish clay soil and sand particles	Impression	Ovoid walking punctates	Sphinx fragment		
26	6194/26	5x4	47	17.85	Reddish clay soil and sand particles	Impression	Ovoid walking punctates	Sphinx fragment		
27	6194/27	5x4	34	17.75	Reddish clay soil and sand particles	Impression	Ovoid walking punctates	Sphinx fragment		
28	6194/28	4x3	17	11.35	Reddish clay soil and sand particles	Impression	Ovoid walking punctates	Sphinx fragment		
29	6194/29	6x4	42	20.81	Reddish clay soil and sand particles	Impression	Ovoid walking punctates	Sphinx fragment		
30	6194/30	6x4	46	18.61	Reddish clay soil and sand particles	Impression	Ovoid walking punctates	Sphinx fragment		
31	6194/31	6x3	33	16.01	Reddish clay soil and sand particles	Impression	Ovoid walking punctates	Sphinx fragment		
32	6194/32	3x3.5	22	15.87	Reddish clay soil and sand particles	Impression	Ovoid walking punctates	Sphinx fragment		
33	6194/33	3.5x3.5	14	21.01	Reddish clay soil and sand particles			Sphinx fragment		
34	6194/34	4x4	33	21.50	Reddish clay soil and sand particles	Impression	Ovoid walking punctates	Sphinx fragment		
35	6194/35	5x3	34	19.10	Reddish clay soil and sand particles	Impression	Ovoid walking punctates	Sphinx fragment		
36	6194/36	5x3	24	17.18	Reddish clay soil and sand particles			Sphinx fragment		
37	6194/37	4x3.5	24	14.97	Reddish clay soil and sand particles	Impression	Ovoid walking punctates	Sphinx fragment		
38	6194/38	3x2.5	14	14.61	Reddish clay soil and sand particles	Impression	Ovoid walking punctates	Sphinx fragment		
39	6194/39	4x3	22	17.12	Reddish clay soil and sand particles	Impression	Ovoid walking punctates	Sphinx fragment		
40	6194/40	2x2	14	21.61	Reddish clay soil and sand particles	Impression	Ovoid walking punctates	Sphinx fragment		
41	6194/41	2x3	21	19.37	Reddish clay soil and sand particles			Sphinx fragment		
42	6194/42	4x2	10	9.91	Reddish clay soil and sand particles			Sphinx fragment		
43	6194/43	4x3	16	14.75	Reddish clay soil and sand particles	Impression	Ovoid walking punctates	Sphinx fragment		

					sand particles		punctates			
44	6194/44	5x3	21	15.79	Reddish clay soil and sand particles	Impression	Ovoid walking punctates	Sphinx fragment		
45	6194/45	3.5x2	22	19.52	Reddish clay soil and sand particles	Impression	Ovoid walking punctates	Sphinx fragment		
46	6194/46	5x3	22	15.09	Reddish clay soil and sand particles			Sphinx fragment		
47	6194/47	4x2	16	16.84	Reddish clay soil and sand particles	Impression	Ovoid walking punctates	Sphinx fragment		
48	6194/48	4.5x2.5	14	17.81	Reddish clay soil and sand particles			Sphinx fragment		
49	6194/49	3.5x2.5	26	30.37	Reddish clay soil and sand particles			Sphinx fragment		
50	6194/50	5x2	45	33.67	Reddish clay soil and sand particles			Sphinx fragment		
51	6194/51	4x4	60	29.34	Reddish clay soil and sand particles			Sphinx fragment		
52	6194/52	4x4	25	16.60	Reddish clay soil and sand particles	Impression	Ovoid walking punctates	Sphinx fragment		
53	6194/53	4x3	11	13.75	Reddish clay soil and sand particles	Impression	Ovoid walking punctates	Sphinx fragment		
54	6194/54	3.5x2	18	25.46	Reddish clay soil and sand particles			Sphinx fragment		
55	6194/55	4x2	16	13.66	Reddish clay soil and sand particles	Impression	Ovoid walking punctates	Sphinx fragment		
56	6194/56	5x2.5	26	18.41	Reddish clay soil and sand particles			Sphinx fragment		
57	6194/57	4x3	42	24.40	Reddish clay soil and sand particles			Sphinx fragment		
58	6194/58	4.5x4	34	17.52	Reddish clay soil and sand particles			Sphinx fragment		
59	6194/59	3.5x2.5	22	19.72	Reddish clay soil and sand particles			Sphinx fragment		
60	6194/60	2.5x2	12	17.03	Reddish clay soil and sand particles	Impression	Ovoid walking punctates	Sphinx fragment		
61	6194/61	3.5x3	12	11.08	Reddish clay soil and sand particles	Impression	Ovoid walking punctates	Sphinx fragment		
62	6194/62	4x1.5	7	13.93	Reddish clay soil and sand particles			Sphinx fragment		

63	6194/63	3.5x3	10	11.92	Reddish clay soil and sand particles			Sphinx fragment		
64	6194/64	3x2.5	16	18.13	Reddish clay soil and sand particles	Impression	Ovoid walking punctates	Sphinx fragment		
65	6194/65	2.5x2	8	16.22	Reddish clay soil and sand particles	Impression	Ovoid walking punctates	Sphinx fragment		
66	6194/66	3.5x3	21	19.05	Reddish clay soil and sand particles	Impression	Ovoid walking punctates	Sphinx fragment		
67	6194/67	4x2	17	18.32	Reddish clay soil and sand particles	Impression	Ovoid walking punctates	Sphinx fragment		
68	6194/68	4x2.5	16	14.97	Reddish clay soil and sand particles			Sphinx fragment		
69	6194/69	2x1.5	4	7.97	Reddish clay soil and sand particles	Impression		Sphinx fragment		
70	6194/70	3.5x2	12	15.97	Reddish clay soil and sand particles			Sphinx fragment		
71	6194/71	3x3	4	11.78	Reddish clay soil and sand particles	Impression	Ovoid walking punctates	Sphinx fragment		
72	6194/72	3.5x2	16	11.07	Reddish clay soil and sand particles	Impression	Ovoid walking punctates	Sphinx fragment		
73	6194/73	2.5x1.5	6	11.28	Reddish clay soil and sand particles			Sphinx fragment		
74	6194/74	4x2	12	21.98	Reddish clay soil and sand particles	Impression	Ovoid walking punctates	Sphinx fragment		
75	6194/75	2x2	11	17.87	Reddish clay soil and sand particles			Sphinx fragment		
76	6194/76	3x2	11	17.80	Reddish clay soil and sand particles	Impression	Ovoid walking punctates	Sphinx fragment		
77	6194/77	2x1.5	4	15.16	Reddish clay soil and sand particles	Impression	Ovoid walking punctates	Sphinx fragment		
78	6194/78	3x1.5	4	14.96	Reddish clay soil and sand particles	Impression	Ovoid walking punctates	Sphinx fragment		
79	6194/79	3x1.5	8	14.49	Reddish clay soil and sand particles	Impression	Ovoid walking punctates	Sphinx fragment		
80	6194/80	2.5x2	7	14.07	Reddish clay soil and sand particles			Sphinx fragment		
81	6194/81	3x1.5	4	10.52	Reddish clay soil and sand particles	Impression	Ovoid walking punctates	Sphinx fragment		
82	6194/82	3x2	6	21.75	Reddish clay soil and sand particles			Sphinx fragment		

					sand particles					
83	6194/83	2x1.5	3	8.84	Reddish clay soil and sand particles	Impression	Ovoid walking punctates	Sphinx fragment		
84	6194/84	2x1	3	14.46	Reddish clay soil and sand particles			Sphinx fragment		
85	6194/85	1.5x1	4	15.09	Reddish clay soil and sand particles			Sphinx fragment		
86	6194/86	4x3	22	13.16	Reddish clay soil and sand particles			Sphinx fragment		
87	6194/87	3.5x4.5	34	25.09	Reddish clay soil and sand particles			Sphinx fragment		
88	6194/88	7x3	50	29.17	Reddish clay soil and sand particles			Sphinx fragment	0228	
89	6194/89	5x3.5	42	21.65	Reddish clay soil and sand particles			Sphinx fragment	0229	
90	6194/90	4x4	24	20.29	Reddish clay soil and sand particles			Sphinx fragment	0230	
91	6194/91	4x4	22	13.46	Reddish clay soil and sand particles			Sphinx fragment		
92	6194/92	4x2	20	23.07	Reddish clay soil and sand particles	Impression	Ovoid walking punctates	Sphinx fragment		
93	6194/93	4.5x3	26	16.01	Reddish clay soil and sand particles			Sphinx fragment		
94	6194/94	4x1.5	7	12.78	Reddish clay soil and sand particles	Impression	Impressed horizontal parallel lines	Sphinx fragment		
95	6194/95	2x2	4	10.05	Reddish clay soil and sand particles	Impression	Ovoid walking punctates	Sphinx fragment		
96	6194/96	1.5x1	1	7.67	Reddish clay soil and sand particles			Sphinx fragment		
97	6194/97	1x1	1	8.83	Reddish clay soil and sand particles			Sphinx fragment		

36. HAULTI 59, POT. NONE POLIE TYPE YEHA ,6196

No.	Inventory No.	Size (H XWXD)cm	Weight (gram)	Thickness (mm)	material	Decoration techniques	Decoration pattern	description	Photo No.	Remark
1	6196/1	3.5x4x8	11	4.85	Blackish clay soil and sand particles	Incision	Incised combined crossed and horizontal short parallel lines with in two vertically incised lines ,exterior	Rim of a bowl	0415	

2	6196/2	3x3x2	4	4.03	Blackish clay soil and sand particles	Applique and incision	Clay applique vertical line on the exterior body and incised line on the exterior near the rim	Rim of a cup	0416	
3	6196/3	4x3x2	5	4.03	Blackish clay soil and sand particles	Incision	incised line on the exterior near the rim	Rim of a cup	0417	
4	6196/4	3.5x4x2	8	5.36	Blackish clay soil and sand particles			Rim of a cup	0418	
5	6196/5	3x3x2	11	4.22	Blackish clay soil and sand particles			Rim of a cup		
6	6196/6	4x3	6	5.66	Blackish clay soil and sand particles	Impression	Impressed parallel lines	Body of a potsherd	0419	
7	6196/7	4x2.5	6	4.94	Blackish clay soil and sand particles			Body of a cup	0420	
8	6196/8	3.5x2	4	4.93	Blackish clay soil and sand particles			Body of a cup		

37. HAWLTI,619

No.	Inventory No.	Size (H XWXD)cm	Weight (gram)	Thickness (mm)	material	Decoration techniques	Decoration pattern	description	Photo No.	Remark
1	6198/1	7.8X2	43	20.3	Reddish clay soil and sand particles	incision	Parallel incised lines	It is a bended foot below the knee. Fingers are indicated by incised lines	0433/34	
2	6198/2	4.5×6.5	69	17.33	Reddish clay soil and sand particles	impression	Impressed dot like ovoid walking punctate and impressed parallel lines .	Small piece of clay which is flat and from one side five parallel incised lines and ten incised dots are seen	0435	
3	6198/3	5 ×5.5	89	37.7	Reddish clay soil and sand particles			Fragment of pot with irregular shape		
4	6198/4	4.5× 3	16	6.32	Reddish and black clay soil and sand particles			Body fragment of pot with black interior and red exterior well burnished from both sides		
5	6198/5	6 ×3.5	35	29.46	Greyish clay soil and sand particles	incision	Incised cross hatch	Pot handle with hallow or ear like attachment	0436/37	
6	6198/6	3.5 ×3A	40	29.36	Reddish clay soil and sand particles			Something like small incense burner bowl like structure from one end and flat from the other end	0438/39	
7	6198/7	4× 3.5	21	20.40	Reddish at the bottom and brown towards the top clay soil and sand particles			Pot handle with ear like attachment /coil handle	0440	
8	6198/8	6.5×4.5	105	40.8	Reddish clay soil and sand particles	incision	Incised parallel lines	Figurine with incised parallel line decoration pattern near to the its neck		
9	6198/9	4.5 ×2.5	28	19.31	Reddish clay soil and sand particles	Impression	Impressed ovoid walking punctates	Clay object fragment one side with dotted impressed line and the opposite side is	0441	

								without decoration		
10	6198/10	8× 6	156	44.83	Reddish clay soil and sand particles			Figurine like jar at the top it is closed from one side it has opening. Or broken incense burner	0442/43 /44	
11	6198/11	6× 5.5	71	27.16	Reddish and greyish clay soil and sand particles			human face mouth is indicated by incised line		
12	6198/12	4× 4	24	17.54	Greyish clay soil and sand particles			Straight coffee pot neck or nose	0445/46	
13	6198/13	4.5 ×3.5	31	13.76	Reddish clay soil and sand particles	incision	Parallel incised lines	Pot fragment one side with incised lines and the opposite is without decoration	0447	
14	6198/14	5.5× 2.5	33	28.5	Reddish clay soil and sand particles			May be crude knob pot handle		
15	6198/15	4.5× 2.5	21	19.47	Reddish clay soil and sand particles	incision	Dotted incised lines	Fragment one side decorated with dotted lines		
16	6198/16	3.2× 3	33	29.16	Reddish clay soil and sand particles			Figurine like incense burner with round shape and flat from the top and bottom.		
17	6198/17	3.5× 2.5	22	18.79	Reddish clay soil and sand particles			fragment with irregular shape		
18	6198/18	3.5× 2.52	31	27.15	Reddish clay soil and sand particles			Figurine like incense burner with round shape and flat from the top and bottom.		
19	6198/19	5.5 ×3	44	31.94	Reddish clay soil and sand particles			Figurine like incense burner with round shape and flat from the top and bottom and has clay applique from one side	0448	
20	6198/20	4 ×2.5	36	26.69	Reddish clay soil and sand particles			Figurine like short stave shape		
21	6198/21	3.5 × 3	29	30.95	Reddish clay soil and sand particles			Figurine like incense burner with round shape and flat from the top and bottom.		
22	6198/22	3.5×2.5	33	26..21	Reddish clay soil and sand particles			Figurine like incense burner with round shape and flat from the top and bottom.		

23	6198/23	4×3.5	41	32.68	Reddish clay soil and sand particles			Figurine like incense burner with round shape and flat from the top and bottom.		
24	6198/24	4.5×2.5	39	29.67	Reddish clay soil and sand particles			Figurine like incense burner with round shape and flat from the top and bottom.		
25	6198/25	4.5×2.5	36	28.5	Reddish clay soil and sand particles			Figurine like incense burner with round shape and flat from the top and bottom.		
26	6198/26	3.5×2.5	27	26.98	Reddish clay soil and sand particles			Figurine like incense burner with round shape and flat from the bottom		
27	6198/27	3.5×2.5	20	24.23	Reddish clay soil and sand particles			Figurine like incense burner with round shape and flat from the bottom.		
28	6198/28	3.5 × 2	27	24.07	Reddish clay soil and sand particles			Figurine like incense burner with round shape and flat from the top and bottom.		
29	6198/29	3 × 3	39	29.5	Reddish clay soil and sand particles			Figurine like incense burner with round shape and flat from the bottom.		
30	6198/30	3.5×2.6	25	24.27	Reddish clay soil and sand particles			Figurine like incense burner with round shape and flat from the bottom.		
31	6198/31	3×2	20	23.27	Reddish clay soil and sand particles			Figurine like incense burner with round shape		

38. HAULTI 59, TRENCH XI – XII, 6199

<u>No.</u>	<u>Inventory No.</u>	<u>Size (H XWXD)cm</u>	<u>Weight (gram)</u>	<u>Thickness (mm)</u>	<u>material</u>	<u>Decoration techniques</u>	<u>Decoration pattern</u>	<u>description</u>	<u>Photo No.</u>	<u>Remark</u>
1	6199/1	5×5.8x12	19	10.72	Reddish clay soil and sand particles	Impression	Exterior impressed parallel lines below the rim and clay ball applique on the rim	Rim of a bowl fragment.	0001	It is a broken part of 6199/11
2	6199/2	3×5x8	23	16.95	Reddish clay soil and sand particles			Rim pottery shred		

3	6199/3	2.5x4	23	20.90	Reddish clay soil and sand particles			Figurine fragment		
4	6199/4	2x3x4	7	10.13	Reddish clay soil and sand particles			Rim pottery shred		
5	6199/5	3x4x3	24	18.18	Reddish clay soil and sand particles	Incision	incised parallel in the Interior of the rim	Pottery fragment with rim and very small part under the rim		
6	6199/6	4.7x4.5x8	18	9.18	Reddish clay soil and sand particles			Rim bowl fragment with rim and some part under the rim		
7	6199/7	2.6x5x10	18	10.26	Grayish clay soil and sand particles			Rim of a bowl fragment with rim and some part under the rim		
8	6199/8	3x3	11	11.60	Reddish clay soil and sand particles	Impression	External incised v shape parallel lines	Body of a Pottery fragment	0002	
9	6199/9	3x3x2	10	6.11	Reddish clay soil and sand particles			Neck and shoulder part of a necked pot rounded rim lip		
10	6199/10	2x5.5x12	14	9.64	Reddish clay soil and sand particles	Impression	Nail impressed and dot on the interior of the rim-lip and at the exterior there is grain like impression hole	Rim of a bowl.		
11	6199/11	2.2x3x12	8	10.60	Reddish clay soil and sand particles	Impression and applique	Clay ball applique and dot incisions on the interior and parallel impressed lines at the exterior part under the rim	Rim of a bowl.		It is a broken part of 6199/1.
12	6199/12	5x5.5x12	30	12.24	Reddish clay soil and sand particles	Impression	Exterior decorated in parallel impressed under the rim lip	Rim of a bowl.		
13	6199/13	4.6x4x2	15	6.96	Exterior reddish and interior			Rim of pottery fragment.		

					greyish clay soil and sand particles					
14	6199/14	3.5x4.5x12	9	4.89	Reddish clay soil and sand particles			Rim of a bowl, well burnished		It is a broken part of 6199/15,16,23, 61
15	6199/15	5x3.5x6	9	4.72	Reddish clay soil and sand particles			Rim of a bowl, well burnished		It is a broken part of 6199/14,16,23, 61
16	6199/16	3x2.5x16	3	5.10	Reddish clay soil and sand particles			Rim of a bowl , well burnished		It is a broken part of 6199/14,15,23, 61
17	6199/17	4x2.5x4	6	4.63	Reddish clay soil and sand particles	Impression	Two parallel impressed lines at the exterior part of rim lip	Rim of cup , well burnished		
18	6199/18	3.6x3.6x8	7	5.90	Reddish clay soil and sand particles	Applique	One clay ball attachment near the rim lip in the interior part	Rim of a Bowl fragment. Well burnished		
19	6199/19	3.5x2.5x4	9	8.23	Reddish clay soil and sand particles			Body of Potsherd		
20	6199/20	2.5x3x4	3	4.16	Reddish clay soil and sand particles			Rim of cup fragment , well burnished		
21	6199/21	2.5x2.6x4	5	4.19	Reddish clay soil and sand particles			Rim of cup fragment , well burnished		
22	6199/22	3x3.2x4	8	9.85	Reddish clay soil and sand particles			Rim of a potsherd.		
23	6199/23	2x3x6	3	5.02	Reddish clay soil and sand particles			Rim of a bowl , well burnished		It is a broken part of 6199/14,15,16, 23,61
24	6199/24	3.7x5x4	41	11.60	Reddish clay soil	Impression	Finger imprints at	Base of a Potsherd		

					and sand particles		the exterior part of the base			
25	6199/25	3.5x4x4	29	11.72	Reddish clay soil and sand particles			Rim of a Cup fragment with some part of the rim, body and base parts		
26	6199/26	2x3x6	16	8.65	Reddish clay soil and sand particles	Applique	One clay ball attachment in the interior part	Rim of a pot fragment, upper part with rim, body and clay ball attachment and some part of the base of the waist.		
27	6199/27	3x3.5	12	8.04	Reddish clay soil and sand particles	Applique	Clay ball applique like sausage at the exterior part	Body of a Potsherd.		
28	6199/28	2.5x5	28	6.77	Reddish exterior and greyish interior clay soil and sand particles	Impression	Exterior impressed parallel lines	Body of a Potsherd.		
29	6199/29	2x4.5x4	37	13.90	Reddish clay soil and sand particles	Incision	Exterior incised parallel lines around the waist of the pot	A broken incense burner. It looks like a waist part of the burner. A broken part is visible at one end and the other part looks finished.	0003	
30	6199/30	2x5.5x6	40	9.53	Reddish exterior and greyish interior clay soil and sand particles			Base of a Potsherd.		
31	6199/31	2x3.5	12	9.33	Reddish exterior and greyish interior clay soil and sand particles	Applique	Clay ball applique like sausage at the exterior part	Body of a Potsherd.		

32	6199/32	9×6.5x10	77	14.56	Reddish clay soil and sand particles	Incision	Exterior incised parallel lines near to the rim	Rim of a bowl , crude knob handle and body parts		
33	6199/33	3.5x2.5	6	8.89	Reddish clay soil and sand particles	Applique	Clay ball applique like sausage at the exterior part	Body of a Potsherd.		
34	6199/34	3x4	14	6.92	Reddish clay soil and sand particles	Applique and incision	Exterior v shape clay ball applique and incised dots on the applique	Body of a Potsherd.		
35	6199/35	4x3	13	7.16	Reddish exterior and greyish interior clay soil and sand particles	Incision	Exterior incised parallel lines and interior zonal incised parallel lines	Body of a Potsherd .		
36	6199/36	4.5x3.5	12	6.71	Reddish exterior and greyish interior clay soil and sand particles			Body of a Potsherd.		
37	6199/37	4.5x4	18	8.16	Reddish and greyish exterior and greyish interior clay soil and sand particles	Incision	Exterior incised parallel lines and interior zonal incised parallel lines	Body of Potsherd.		
38	6199/38	5.5x4	24	8.01	Reddish exterior and greyish interior clay soil and sand particles			Body of Potsherd.		
39	6199/39	4.5x3.5x6	17	6.41	Reddish clay soil and sand particles	Impression	Exterior impressed parallel lines and dots lines	Rim of a bowl , well burnished		
40	6199/40	2.5x5.2	15	6.54	Reddish exterior and greyish interior clay soil and sand particles	Incision	Exterior incised dot lines and interior faded incised zonal parallel lines as well as one grain size hole in the interior	Body of a Potsherd.		

41	6199/41	4x4.5x10	18	6.94	Reddish clay soil and sand particles			Rim of a bowl , well burnished		
42	6199/42	5x5x	22	7.04	Reddish exterior and greyish interior clay soil and sand particles	Incision	Exterior zonal incised lines and dots, crossed lines near the rim, then parallel lines, parallel dot lines and finally parallel lines.	Body of a Potsherd.		
43	6199/43	2.5x3x4	6	6.73	Greyish clay soil and sand particles	Incision	Exterior zonal incised crossed lines near the rim and parallel lines	Body of a Cup fragment.		
44	6199/44	4x6.5	24	6.83	Reddish exterior and greyish interior clay soil and sand particles	Incision	Exterior zonal incised lines and dots, crossed lines near the rim, then parallel lines, parallel dot lines and finally parallel lines.	Body of a Potsherd.		
45	6199/45	4x4	11	8.14	Reddish exterior and greyish interior clay soil and sand particles	Incision	Exterior incised dot lines	Body of a Potsherd.		
46	6199/46	3.5x3.5	10	5.30	Reddish exterior and greyish interior clay soil and sand particles			Body of a Potsherd.		
47	6199/47	5x7.5x10	41	9.95	Reddish clay soil and sand particles	Impression	Exterior decorated in parallel impressed under the rim lip	Rim of a bowl, well burnished		
48	6199/48	2.5x3.5	5	6.03	Reddish exterior and greyish interior clay soil and sand particles			Body of a Potsherd.		
49	6199/49	3.5x3.2	10	6.89	Reddish exterior	Incision	Exterior incised dot	Body of a		

					and greyish interior clay soil and sand particles		lines and interior incised parallel lines	Potsherd.		
50	6199/50	2.5x3x6	6	5.83	Reddish clay soil and sand particles	Impression	Exterior vertical parallel impressed lines	Potsherd fragment with body parts , well burnished	0004	
51	6199/51	4.5x4	16	10.34	Reddish exterior and greyish interior clay soil and sand particles	Applique	Exterior clay ball attachment like sausage and dot lines on the attachment	Body of a Potsherd.		
52	6199/52	3x3x6	11	6.23	Reddish clay soil and sand particles	Incision	Exterior vertical incised parallel lines and incised dot lines at the top of each lines	Body of a Potsherd.		
53	6199/53	1.5x3	6	6.22	Exterior black top red bottom and interior grey clay soil and sand particles			Body of a Potsherd.		
54	6199/54	2x2	3	5.10	Exterior reddish and interior greyish clay soil and sand particles			Body of a Potsherd.		
55	6199/55	3.5x2	9	7.63	Exterior reddish and interior greyish clay soil and sand particles	Incision	Exterior vertical incised parallel lines and interior horizontal zonal incised lines	Body of a Potsherd.		
56	6199/56	3x3x4	8	8.44	Exterior reddish and interior greyish clay soil and sand particles	Incision	External horizontal incised parallel lines	Rim of a Potsherd.		
57	6199/57	2x2.5	6	7.29	Reddish clay soil and sand particles	Incision	External zonal parallel incised lines and dot lines	Body of a Potsherd.		

58	6199/58	3x3	5	6.23	Exterior reddish and interior greyish clay soil and sand particles			Body of a Potsherd.		
59	6199/59	3.5x2.5	5	6.20	Reddish clay soil and sand particles			Body of a Potsherd.		
60	6199/60	3x2.5	7	7.55	Exterior reddish and interior greyish clay soil and sand particles	Incision	External Rim-lip parallel incised dot lines	Body of a Potsherd.		
61	6199/61	3x1.5	2	3.31	Reddish clay soil and sand particles			Rim of a bowl ,well burnished		It is a broken part of 6199/14,15,16, 23,61
62	6199/62	3x2	8	13.52	Greyish clay soil and sand particles	Applique	Exterior clay ball attachment and two repair holes	Potsherd with two repair holes and three clay ball attachments	0007	
63	6199/63	3x4	11	14.39	Reddish clay soil and sand particles			Potsherd with three repair holes	0006	
64	6199/64	3.5x2.5	9	11.65	Greyish clay soil and sand particles	Applique	Exterior clay ball attachment and two repair holes	Potsherd with two repair holes and four clay ball attachments	0005	
65	6199/65	4x3	14	10.56	Reddish clay soil and sand particles	Applique	Exterior clay ball attachment and three repair holes	Potsherd with three repair holes and six clay ball attachments	0008	
66	6199/66	2.5x2	5	8.18	Greyish clay soil and sand particles	Applique	Interior clay ball attachments clog holes which are visible on the exterior part and three in numbers	Potsherd with three repair holes and three clay ball attachments clog repair holes	0009	
67	6199/67	3x2	8	13.79	Reddish clay soil and sand			Rim of a Potsherd.		

					particles					
68	6199/68	2x2.5x2	13	7.28	Exterior reddish and interior greyish clay soil and sand particles				Rime of a Broken Cup	0010
69	6199/69	2.5x3x3	18	7.87	Exterior reddish and interior greyish clay soil and sand particles				Rim of a Broken cup	0011
70	6199/70	6x3	37	25.68	Greyish clay soil and sand particles				Broken figurine	
71	6199/71	1.5x2.5x2	17	9.58	Greyish clay soil and sand particles				Rime of a Incense burner	
72	6199/72	2x3	10	16.25	Greyish clay soil and sand particles				Broken figurine	
73	6199/73	3x2.5	12	3.57	Exterior reddish and interior greyish clay soil and sand particles				Incense burner	
74	6199/74	3.62	9	19.47	Reddish clay soil and sand particles				Crude knob pot handle	
75	6199/75	2.5x3	16	6.35	Exterior reddish and interior greyish clay soil and sand particles				Body of a Potsherd.	

39. HAULTI 59, TRENCH XVI, XVII, XVIII, XIX, 6200

No.	Inventory No.	Size (H XWxD)cm	Weight (gram)	Thickness (mm)	material	Decoration techniques	Decoration pattern	description	Photo No.	Remark
1	6200/1	42X11	892	33.14	Reddish clay soil and sand particles			Broken yoke figurine		
2	6200/2	4X4	41	36.78	Reddish clay soil and sand particles	Incision	Incised cross like structure on one end.	Unknown clay object	0399	
3	6200/3	5X4	64	40.24	Reddish clay soil and sand particles	Incision	Incised horizontal and vertical lines	Unknown clay object		
4	6200/4	6X4	46	22.38	Grayish clay soil and sand particles			Figurine fragment ,leg		
5	6200/5	5X2	25	22.13	Grayish clay soil and sand particles			Figurine fragment ,leg		
6	6200/6	4X3	5	9.82	Reddish clay soil and sand particles			Body of a potsherd		

40. MELAZO GOBOCHELA TERTRE A 3,IV-56 11-30, 6225

No.	Inventory No.	Size (H XWxD)cm	Weight (gram)	Thickness (mm)	material	Decoration techniques	Decoration pattern	description	Photo No.	Remark
1	6225/1	9.5X12x12	97	6.64	Blackish clay soil and sand particles			Rim of a bowl with broken handle near the exterior rim		
2	6225/2	8X6.5	118	7.84	Grayish clay soil and sand particles			Body of a potsherd		
3	6225/3	8X5	32	7.61	Grayish clay soil and sand particles			Body of a potsherd		
4	6225/4	10X6	74	6.15	Exterior reddish interior grayish clay soil and sand particles	Impression	Impressed parallel lines and wavy lines on two sides of the parallel lines	Body of a potsherd ,with coil handle and beautiful decoration	0401	
5	6225/5	4X7x8	36	6.31	Exterior reddish interior grayish clay soil and sand particles			Rim of a bowl		
6	6225/6	5X6x6	18	6.73	Exterior reddish interior blackish clay soil and sand particles			Rim of a bowl		

7	6225/7	6.5X7.5x8	48	7.18	Reddish clay soil and sand particles			Rim of a bowl with broken handle		
8	6225/8	5X4.5	12	3.80	Exterior reddish interior blackish clay soil and sand particles			Bod of a potsherd		
9	6225/9	5.5X5	23	8.12	Reddish clay soil and sand particles			Body of a potsherd		
10	6225/10	6X3.5	13	5.51	Exterior reddish interior blackish clay soil and sand particles			Body of a potsherd		
11	6225/11	6X3	10	4.22	Blackish clay soil and sand particles			Body of a potsherd		
12	6225/12	3X2	5	5.54	Reddish clay soil and sand particles			Body of a potsherd		
13	6225/13	5X1	5	8.66	Reddish clay soil and sand particles			Coil handle, thin and small	0402	
14	6225/14	5X1.5	6	5.95	Reddish clay soil and sand particles			Body of a potsherd		

41. MELAZO TRENCH A, GOBOCHELA 2, IV-56 9:05, POLINI EIOUS OF SURFACE, 6226

No.	Inventory No.	Size (H XWXD) cm	Weight (gram)	Thickness (mm)	material	Decoration techniques	Decoration pattern	description	Photo No.	Remark
1	6226/1	8X5.5	37	10.29	Reddish clay soil and sand particles			Body of a potsherd	0400	
2	6226/2	7X6	36	9.20	Reddish clay soil and sand particles			Body of a potsherd		
3	6226/3	6X6	28	7.96	Reddish clay soil and sand particles			Body of a potsherd		
4	6226/4	6X5	26	6.97	Reddish clay soil and sand particles			Body of a potsherd		
5	6226/5	2.5X4x4	13	8.56	Reddish clay soil and sand particles			Rim of a cup		
6	6226/6	4X3.5	9	6.75	Reddish clay soil and sand particles			Body of a potsherd		
7	6226/7	5X5	13	6.84	Reddish clay soil and sand particles			Body of a potsherd		
8	6226/8	5.5X4	16	7.70	Reddish clay soil and sand particles			Body of a potsherd		
9	6226/9	3X4x4	13	7.63	Reddish clay soil and sand particles			Rim of a cup		
10	6226/10	5X3.5	16	8.19	Reddish clay soil and sand particles			Body of a potsherd		
11	6226/11	5.5X4	15	7.11	Reddish clay soil and sand particles			Body of a potsherd		
12	6226/12	5X4	12	6.36	Reddish clay soil and sand particles			Body of a potsherd		
13	6226/13	5X4	13	7.61	Reddish clay soil and sand particles			Body of a potsherd		
14	6226/14	3X2	3	4.83	Reddish clay soil and sand particles			Body of a potsherd		

42. GOBOCHELA 3IV 56 , FUND DE LA SALE A ,DEBRIS HUMAINS ,MELAZO 6228

No.	Inventory No.	Size (H XWxD)cm	Weight (gram)	Thickness (mm)	material	Decoration techniques	Decoration pattern	description	Photo No.	Remark
1	6228		673		Bone			Human remains ,fragments of skull, mandible with teeth ,rib ,femur, tibia fibula and other bone fragments , not full human debris ,	0430/31/32	Difficult to measure the size and thickness

43. MELAZO GOBOCHELA 3IV ,TRENCH A 3IV 56 11.30, 6231

No.	Inventory No.	Size (H XWxD)cm	Weight (gram)	Thickness (mm)	material	Decoration techniques	Decoration pattern	description	Photo No.	Remark
1	6231/1	14X10	241	12.46	Reddish clay soil and sand particles			Body of a potsherd		
2	6231/2	16X11	220	13.02	Reddish clay soil and sand particles			Body of a potsherd		
3	6231/3	14X9	115	7.67	Exterior reddish interior blackish clay soil and sand particles			Body of a potsherd		
4	6231/4	6X5.5	17	6.18	Exterior reddish interior blackish clay soil and sand particles			Body of a potsherd		
5	6231/5	9X3	31	8.88	Reddish clay soil and sand particles			Body of a potsherd		
6	6231/6	4.5X3.5	26	19.52	Reddish clay soil and sand particles			broken handle of a potsherd		
7	6231/7	5X2	7	6.82	Reddish clay soil and sand particles			Body of a potsherd		

44. MELAZO TRECHE A, GEBOCHELA ,4.IV .54 , NIVEAU ASSEZ PROCHE DE LA SURFACE A L'O ST DU MUR DE LA SALE (ESPACE B),6233

No.	Inventory No.	Size (H XWxD)cm	Weight (gram)	Thickness (mm)	material	Decoration techniques	Decoration pattern	description	Photo No.	Remark
1	6233/1	4X13x12	625	20.73	Reddish clay soil and sand particles			Waist of a bowl ,with ring foot, crude and thick	0385/86	
2	6233/2	15X9	195	11.49	Reddish clay soil and sand particles			Body of a potsherd		

3	6233/3	4X11x12	66	10.24	Reddish clay soil and sand particles			Rim of a bowl	0387	
4	6233/4	7.5X6	56	10.16	Reddish clay soil and sand particles			Body of a potsherd		
5	6233/5	9X8.5	214	12.89	Reddish clay soil and sand particles			Body of a potsherd with solid lug near the rim	0388/89	
6	6233/6	5X4	48	28.90	Reddish clay soil and sand particles			Unknown clay object		
7	6233/7	2X3.5	30	10.05	Reddish clay soil and sand particles			Waist of a potsherd with ring foot		
8	6233/8	1.5X5	41	8.25	Reddish clay soil and sand particles			Waist of a potsherd with ring foot		
9	6233/9	5X4	22	11.44	Reddish clay soil and sand particles	Impression	Impressed dots line	Body of a potsherd with small solid lug	0390	
10	6233/10	11X4	108	13.25	Reddish clay soil and sand particles			Body of a potsherd		
11	6233/11	8X7	56	9.47	Reddish clay soil and sand particles			Body of a potsherd		
12	6233/12	4X1	6	9.30	Reddish clay soil and sand particles			Coil handle		
13	6233/13	11x10	72	7.60	Reddish clay soil and sand particles			Broken skull of human being	0428/29	

45. MELAZO GOBOCHELA ,6234

No.	Inventory No.	Size (H XWXD)cm	Weight (gram)	Thickness (mm)	material	Decoration techniques	Decoration pattern	description	Photo No.	Remark
1	6234/1	7x10x8	215	9.23	Reddish clay soil and sand particles	Applique	Applied solid lug near the exterior the rim	Rim of a big cup with body and base	0377/78/79/80	Rim t-5.77 Body T 8.88 BASE T.9.23
2	6234/2	4x2	7	8.15	Reddish clay soil and sand particles			Body of a cup of 6234/1		

3	6234/3	4x2	5	6.57	Reddish clay soil and sand particles			Body of a cup of 6234/1		
5	6234/4	3x1.5	3	7.22	Reddish clay soil and sand particles			Body of a cup of 6234/1		

46. MELAZO, 6235

No .	Inventory No.	Size (H XWXD)cm	Weight (gram)	Thickness (mm)	material	Decoration techniques	Decoration pattern	description	Photo No.	Remark
1	6235/1	23x9	106	6.28	Reddish clay soil and sand particles			Body of a bowl with big coil handle, broken part of 6235/2	0383	
2	6235/2	7.5x11x14	53	6.27	Reddish clay soil and sand particles			Rim of a bowl	0384	
3	6235/3	8x6	36	8.40	Reddish clay soil and sand particles			Body of a bowl, broken part of 6235/2		
4	6235/4	4x2.5	5	5.21	Grayish clay soil and sand particles			Body of a bowl, broken part of 6235/2		
5	6235/5	4x2.5	10	9.08	Reddish clay soil and sand particles			Body of a potsherd		

47. MELAZO TERTRE A GOBECHELA 2IV 56, 6238

N o.	Inventory No.	Size (H XWXD)cm	Weight (gram)	Thickness (mm)	material	Decoration techniques	Decoration pattern	description	Photo No.	Remark
1	6238/1	4x8x10	105	11.26	Reddish clay soil and sand particles			Rim of a bowl with body and base which is very crude	0422	
2	6238/2	4x4x10	23	11.92	Reddish clay soil and sand particles					

48. JE 207 HAULTI, GOBECHALA

No	Inventory No.	Size (H XWXD)cm	Weight (gram)	Thickness (mm)	material	Decoration techniques	Decoration pattern	description	Photo No.	Remark
1	JE 207C	6x7x6	72	9	Reddish clay soil and sand particles			Pot short collar, less flaring rim ,globular body	0423/24/25	
2	JE 207 D	12x8x8	333	12.97	Reddish clay soil and sand particles			Pot with flaring rounded rim, concave neck, sloping shoulder, slightly flattened rounded bottom	0426/27	

49. HAULTI 1671, 1672 SMALL STATUE OF (1551), 1680 FRANK OF A SMALL STATUE, 1692 SMALL STATUE ON DISPLAY, 1709-EDGE OF A LARGE BOWL MISSING, FRAGMENTS OF JE 1630, HAULTI A.

No	Inventory No.	Size (H XWXD) cm	Weight (gram)	Thickness (mm)	material	Decoration techniques	Decoration pattern	description	Photo No.	Remark
1	HA1	10x4	181	33.17	Reddish clay soil and sand particles			Fragment of figurine, leg		
2	HA2	9.5x6	139	32.66	Reddish clay soil and sand particles			Fragment of figurine, leg		
3	HA3	7x4	103	32.38	Reddish clay soil and sand particles			Fragment of figurine, leg		
4	HA4	10x4	135	32.47	Reddish clay soil and sand particles			Fragment of figurine		
5	HA5	9x5	153	33.15	Reddish clay soil and sand particles			Fragment of figurine, leg		
6	HA6	8x3	129	35.15	Reddish clay soil and sand particles			Fragment of figurine, leg		
7	HA7	11x6	198	29.16	Reddish clay soil and sand particles			Fragment of figurine		

8	HA8	4x3	26	21.47	Reddish clay soil and sand particles			Fragment of figurine		
9	HA9	13x10	245	27.53	Reddish clay soil and sand particles			Fragment of figurine		
10	HA10	6x3.5	32	27.42	Reddish clay soil and sand particles			Fragment of figurine		
11	HA11	6x3.5	55	27.23	Reddish clay soil and sand particles			Fragment of figurine		
12	HA12	7x5	49	27.19	Reddish clay soil and sand particles			Fragment of figurine		
13	HA13	4x2	15	16.90	Reddish clay soil and sand particles			Fragment of figurine		
14	HA14	4x3	16	15.40	Reddish clay soil and sand particles			Fragment of figurine		
15	HA15	5x3	19	13.26	Reddish clay soil and sand particles			Fragment of figurine		
16	HA16	2.5x2	7	17.52	Reddish clay soil and sand particles			Fragment of figurine		
17	HA17	2.5x2	7	16.33	Reddish clay soil and sand particles			Fragment of figurine		
18	HA18	6.5x6	52	11.78	Reddish clay soil and sand particles			Body of a potsherd		
19	HA19	7.5x7	106	13.06	Reddish clay soil and sand particles			Body of a potsherd		
20	HA20	3.5x2.5	8	10.44	Reddish clay soil and sand particles			Body of a potsherd		
21	HA21	3.5x1	6	12.70	Reddish clay soil and sand particles			Fragment of figurine		Fragment of JE 1630
22	HA22	2x1.5	2	8.81	Reddish clay soil and sand particles			Fragment of figurine		Fragment of JE 1630

50. HAULTI 59, TRENCH, XXII, HAULTI B.

No	Inventory No.	Size (H XWxD)cm	Weight (gram)	Thickness (mm)	material	Decoration techniques	Decoration pattern	description	Photo No.	Remark
1	HB1	4x2.5	20	17.46	Reddish clay soil and sand particles			Fragment of figurine		
2	HB2	4x3	36	24.93	Reddish clay soil and sand particles			Fragment of figurine		

3	HB3	9.5x6	174	25.86	Reddish clay soil and sand particles			Fragment of figurine		
4	HB4	4x2.5	26	21.45	Reddish clay soil and sand particles			Fragment of figurine		
5	HB5	7x6.5	171	34.41	Reddish clay soil and sand particles			Fragment of figurine		
6	HB6	15x9	292	24.11	Reddish clay soil and sand particles			Fragment of figurine		
7	HB7	9x6	153	23.92	Reddish clay soil and sand particles			Fragment of figurine		
8	HB8	9x8	173	27.97	Reddish clay soil and sand particles			Fragment of figurine		
9	HB9	8x5.5	93	21.93	Reddish clay soil and sand particles			Fragment of figurine		
10	HB10	8x6	110	21.90	Reddish clay soil and sand particles			Fragment of figurine		
11	HB11	14x12	623	31.95	Reddish clay soil and sand particles			Fragment of figurine		
12	HB12	19x11	697	53.42	Reddish clay soil and sand particles			Fragment of figurine		
13	HB13	6.5x6	70	21.05	Reddish clay soil and sand particles			Fragment of figurine		
14	HB14	6x4.5	67	21.16	Reddish clay soil and sand particles			Fragment of figurine		
15	HB15	7.5x4.5	133	28.99	Reddish clay soil and sand particles			Fragment of figurine		

51. HAULTI C,

No .	Inventory No.	Size (H XWxD)cm	Weight (gram)	Thickness (mm)	material	Decoration techniques	Decoration pattern	description	Photo No.	Remark
1	HC1	9X8	162	34.04	Reddish clay soil and sand particles			Fragment of figurine		
2	HC2	7x5	123	33.21	Reddish clay soil and sand particles			Fragment of figurine		
3	HC3	7x6	130	15.24	Reddish clay soil and sand particles			Fragment of figurine		
4	HC4	8.5x4	132	28.67	Reddish clay soil and sand particles			Fragment of figurine		

5	HC5	8.5x8.5	182	35.09	Reddish clay soil and sand particles			Fragment of figurine		
6	HC6	7.5x3	47	19.19	Reddish clay soil and sand particles			Fragment of figurine		
7	HC7	11x7	145	21.48	Reddish clay soil and sand particles			Fragment of figurine		
8	HC8	4.5x2	15	15.83	Reddish clay soil and sand particles			Fragment of figurine		
9	HC9	2.5x2	16	20.53	Reddish clay soil and sand particles			Fragment of figurine		
10	HC10	7x2	22	12.71	Reddish clay soil and sand particles			Fragment of figurine		
11	HC11	10x3	203	33.65	Reddish clay soil and sand particles			Fragment of figurine, leg		
12	HC12	14x6	197	27.83	Reddish clay soil and sand particles			Fragment of figurine, leg		
13	HC13	14x4	188	28.29	Reddish clay soil and sand particles			Fragment of figurine, leg		
14	HC14	8x4	117	30.59	Reddish clay soil and sand particles			Fragment of figurine, leg		
15	HC15	11x4.5	207	31.38	Reddish clay soil and sand particles			Fragment of figurine, leg		
16	HC16	6.5x4.5	92	27.33	Reddish clay soil and sand particles			Fragment of figurine, leg		
17	HC17	9x5	103	29.64	Reddish clay soil and sand particles			Fragment of figurine, leg		
18	HC18	10x8	172	29.60	Reddish clay soil and sand particles			Fragment of figurine, leg		
19	HC19	9x5	142	32.19	Reddish clay soil and sand particles			Fragment of figurine, leg		

52. HAULTID,

No .	Inventory No.	Size (H XWxD)cm	Weight (gram)	Thickness (mm)	material	Decoration techniques	Decoration pattern	description	Photo No.	Remark
1	HD1	10x4	135	26.18	Reddish clay soil and sand particles			Fragment of figurine, leg		
2	HD2	5.5x2	51	25	Reddish clay soil and sand particles			Fragment of figurine, leg		

3	HD3	10x9	155	26.17	Reddish clay soil and sand particles			Fragment of figurine, leg		
4	HD4	9x4	114	28.35	Reddish clay soil and sand particles			Fragment of figurine, leg		
5	HD5	8x4	112	29.20	Reddish clay soil and sand particles			Fragment of figurine, leg		
6	HD6	6.5x2.5	65	26.83	Reddish clay soil and sand particles			Fragment of figurine, leg		
7	HD7	11x6	188	32.75	Reddish clay soil and sand particles			Fragment of figurine, leg		
8	HD8	9.5x4.5	104	27.38	Reddish clay soil and sand particles			Fragment of figurine, leg		
9	HD9	10x8	156	28.23	Reddish clay soil and sand particles			Fragment of figurine, leg		
10	HD10	9.5x3.5	95	26.48	Reddish clay soil and sand particles			Fragment of figurine, leg		
11	HD11	12.5x6.5	210	32.28	Reddish clay soil and sand particles			Fragment of figurine, leg		
12	HD12	9.5x4.5	110	27.96	Reddish clay soil and sand particles			Fragment of figurine, leg		
13	HD13	11x3	143	34.22	Reddish clay soil and sand particles			Fragment of figurine, leg		
14	HD14	7.5x3	87	28.37	Reddish clay soil and sand particles			Fragment of figurine, leg		
15	HD15	4x2.5	38	33.03	Reddish clay soil and sand particles			Fragment of figurine, leg		
16	HD16	14x5	149	26.31	Reddish clay soil and sand particles			Fragment of figurine		
17	HD17	6x2	25	16.36	Reddish clay soil and sand particles			Fragment of figurine		
18	HD18	8.5x3	114	28.61	Reddish clay soil and sand particles			Fragment of figurine, leg		
19	HD19	4x3	30	18.78	Reddish clay soil and sand particles			Fragment of figurine		
20	HD20	7x3	23	18.71	Reddish clay soil and sand particles			Fragment of figurine		
21	HD21	6.5x5.5	66	12.80	Reddish clay soil and sand particles			Fragment of figurine		
22	HD22	5x4.5	69	33.20	Reddish clay soil and			Fragment of figurine		

					sand particles					
23	HD23	8x4.5	55	10.68	Reddish clay soil and sand particles				Fragment of figurine	
24	HD24	6x3	36	16.68	Reddish clay soil and sand particles				Fragment of figurine	
25	HD25	4x1.5	14	17.30	Reddish clay soil and sand particles				Fragment of figurine	
26	HD26	5.5x3.5	30	15.20	Reddish clay soil and sand particles				Fragment of figurine	

53. HAWLTI E

No.	Inventory No.	Size (H XW XD)cm	Weight (gram)	Thickness (mm)	material	Decoration techniques	Decoration pattern	description	Photo No.	Remark
1	HE1	12X9	584	70.36	Reddish clay soil and sand particles			Animal figurine ,cow or ox, only head with horn ,poll ,eyes ,nose	0218/19	
2	HE2	15X12	1438	38.33	Reddish clay soil and sand particles			Animal figurine, half of the back side of it, no leg , the is sex organ of it ,male.		
3	HE3	12X9	968	30.04	Reddish clay soil and sand particles			Animal figurine, half of the back side of it ,no leg , there is sex organ of it ,male.		
4	HE4	35X11	2443	35.89	Reddish clay soil and sand particles			Animal figurine, half of the back side of it, no leg , there is sex organ of it ,male.		
5	HE5	29X12	1774	25.53	Reddish clay soil and sand particles			Figurine fragment		
6	HE6	25X7	691	20.24	Reddish clay soil and sand particles			Animal figurine, half of the back side of it ,no leg ,		
7	HE7	11X12	822	57.76	Reddish clay soil and sand particles			Animal figurine		
8	HE8	23X10	1044	25.80	Reddish clay soil and sand particles			Animal figurine, half of the back side of it ,no leg ,		

9	HE9	13X8	585	39.73	Reddish clay soil and sand particles			Animal figurine , body part beyond the shoulder towards the head		
10	HE10	11X7	251	25	Reddish clay soil and sand particles			Animal figurine , body part beyond the shoulder towards the head, the mouth is not on normal place ,rather it is on the side of the face .	0222/23	
11	HE11	12X6.5	258	22.45	Reddish clay soil and sand particles			Animal figurine ,leg		
12	HE12	12X10	210	29.91	Reddish clay soil and sand particles			Animal figurine ,leg		
13	HE13	10X6	143	33.15	Reddish clay soil and sand particles			Animal figurine ,leg		
14	HE14	12x6	483	46.72	Reddish clay soil and sand particles			Figurine fragment		
15	HE15	11x2.5	108	28.55	Reddish clay soil and sand particles			Animal figurine ,leg		
16	HE16	10.5x3.5	158	32.61	Reddish clay soil and sand particles			Animal figurine ,leg		
17	HE17	6.5x3	95	29.28	Reddish clay soil and sand particles			Animal figurine ,leg		
18	HE18	9x5.5	129	30.86	Reddish clay soil and sand particles			Animal figurine ,leg		
19	HE19	11x8	189	28.95	Reddish clay soil and sand particles			Animal figurine ,leg		
20	HE20	11x5	180	45.40	Reddish clay soil and sand particles			Bird figurine	0220/21	

21	HE21	9x4	133	31.57	Reddish clay soil and sand particles			Animal figurine ,leg		
22	HE22	20x10	446	32.39	Reddish clay soil and sand particles			Yoke figurine		
23	HE23	11x4	198	28.58	Reddish clay soil and sand particles			Animal figurine ,leg		
24	HE24	9x7	422	48.92	Reddish clay soil and sand particles			Animal figurine ,only head		
25	HE25	12x10	363	30.78	Reddish clay soil and sand particles			Figurine fragment		
26	HE26	17x7	517	39.27	Reddish clay soil and sand particles			Figurine fragment		
27	HE27	10x8	484	24.85	Reddish clay soil and sand particles			Figurine fragment		
28	HE28	16x9	255	35.76	Reddish clay soil and sand particles			Animal figurine ,leg		
29	HE29	11x4.5	297	28.37	Reddish clay soil and sand particles			Animal figurine ,leg		
30	HE30	10x8	160	30.46	Reddish clay soil and sand particles			Animal figurine ,leg		
31	HE31	34x11	805	34.77	Reddish and blackish clay soil and sand particles			Yoke figurine		
32	HE32	13x7	231	35.48	Reddish clay soil and sand particles			Animal figurine ,leg		
33	HE33	14x9	245	33.13	Reddish clay soil and sand particles			Animal figurine ,leg		

34	HE34	9.5x6	196	31.75	Reddish clay soil and sand particles			Figurine fragment		
35	HE35	17x4.5	251	17.06	Reddish clay soil and sand particles			Figurine fragment		
36	HE36	15x6	380	36.82	Reddish clay soil and sand particles			Sphinx figurine, leg and body fragments.		
37	HE37	6x3.5	64	15.26	Reddish clay soil and sand particles			Animal figurine ,ear		
38	HE38	5x4	48	15.17	Reddish clay soil and sand particles			Animal figurine ,ear		
39	HE39	9X8	434	41.15	Reddish clay soil and sand particles			Animal figurine ,cow or ox, only head with horn ,poll ,eyes ,nose		
40	HE40		1586		Reddish clay soil and sand particles			Unknown figurine fragments		
41	HE 41	9.5XH2.5XD10	107	11.50	Reddish orang clay soil and sand particles	painting	Paint on the interior from base to the rim like cross , exterior from base to rim	Rim of Shallow bowl with ring footed which is broken	0231/32	
42	HE 42	7XH2XD8	79	10.33	Reddish orang clay soil and sand particles	painting	Paint on the interior base cross like structure	Base of bowl with ring footed ,the upper part is absent	0233/34	
43	HE 43	9X7	125	13.77	Reddish orang clay soil and sand particles			Body of a potsherd		
44	HE 44	8.5X9X10	173	11.78	Reddish orang clay soil and sand particles	Incision and applique	Incised line on the shoulder	Rim of a potsherd with horizontal coil handle attached to the neck.	0235/36	

							and applied horizontal coil like handle .			
45	HE 45	15X3.5	196	26.71	Pale orang clay soil and sand particles			Handle of a potsherd , coil handle	0237/38	
46	HE 46	6.5X2	39	20.89	Reddish clay soil and sand particles			Figurine ,leg	0240/41	
47	HE 47	11.5X4.5	97	12.38	Reddish clay soil and sand particles			Figurine fragment		

54. HAULTI 59,TRENCH XIV-XXV, NON- AXOUMITE OR PRE- AXOUMITE POTTRIES ,HAULTI F

No	Inventory No.	Size (H XWXD)cm	Weight (gram)	Thickne ss (mm)	material	Decoration techniques	Decoration pattern	description	Photo No.	Remark
1	HF1	7X6	68	13.50	Reddish clay soil and sand particles	Incision	Incised parallel lines and dot lines ,exterior	Body of a potsherd	0341	
2	HF2	7X6	55	8.56	Reddish clay soil and sand particles	Impression	Impressed parallel lines ,exterior	Body of a potsherd	0342	
3	HF3	8X5	33	7.13	Grayish clay soil and sand particles			Body of a potsherd		
4	HF4	6X4.5	32	6.91	Exterior reddish and interior blackish clay soil and sand particles			Body of a potsherd with coil handle	0343	
5	HF5	4X4	31	6.99	Reddish clay soil and sand particles			Body of a potsherd with coil handle	0344	
6	HF6	11.5X4.5	48	10.66	Reddish clay soil and sand particles	Incision	Incised wavy parallel lines ,exterior	Body of a potsherd	0345	
7	HF7	6X4x12	22	8.88	Reddish in the interior and	Incision	Incised wavy parallel lines ,exterior	Body of a potsherd	0346	

					exterior blackish clay soil and sand particles					
8	HF8	7X10x16	37	8.08	Reddish clay soil and sand particles	Applique and paint	Applied I structure on the interior part , superimposed parallel lines that create squares by white paint,exterior	Rim of a bowl	0347/48	
9	HF9	4.5X8x12	42	9.80	Reddish clay soil and sand particles			Rim of a bowl, the exterior lip is thick.	0349	
10	HF10	4X6.5x16	25	7.96	Reddish clay soil and sand particles			Rim of a bowl		
11	HF11	6X8x6	66	7.85	Exterior reddish and interior blackish clay soil and sand particles			Rim of a bowl with broken horizontal coil handle		
12	HF12	5X4	23	8.45	Reddish clay soil and sand particles	Incision	Incised vertical crossed lines and incised horizontal lines inside the crossed lines	Rim of a bowl	0350	
13	HF13	5X4.5	15	6.59	Exterior reddish and interior blackish clay soil and sand particles	Incision	Incised parallel lines and incised crossed lines inside the parallel lines	Body of a potsherd	0351	
14	HF14	5.5X4.5	16	5.05	Reddish clay soil and sand particles	Incision	Incised parallel lines and incised discontinuous lines with in the lines	Body of a potsherd		
15	HF15	4X3	8	5.53	Reddish clay soil and sand particles	Incision	Incised parallel lines and then discontinuous lines and finally wavy incised lines ,exterior	Body of a potsherd		

16	HF16	6X4.5	14	5.88	Reddish clay soil and sand particles	Incision	Incised parallel wavy lines ,interior	Body of a potsherd	0357	
17	HF17	5X3.5	12	4.92	Reddish clay soil and sand particles			Body of a potsherd		
18	HF18	6X3	13	6.02	Reddish clay soil and sand particles	Incision	Incised parallel wavy lines ,interior	Body of a potsherd		
19	HF19	4.5X3	8	7.23	Reddish clay soil and sand particles	Incision	Incised parallel lines and then discontinuous lines and finally wavy incised lines ,exterior	Body of a potsherd		
20	HF20	5X4.5	25	9.87	Reddish clay soil and sand particles	Incision	Incised wavy parallel lines ,exterior	Body of a potsherd		
21	HF21	2X3	8	6.16	Reddish clay soil and sand particles	Incision	Incised v shaped parallel lines ,interior	Rim of a potsherd	0358	
22	HF22	2X3	4	4.69	Reddish clay soil and sand particles			Body of a potsherd		
23	HF23	3X2.5	8	8.71	Reddish clay soil and sand particles	Incision	Incised dot lines	Body of a potsherd		
24	HF24	5X3	10	5.19	Reddish clay soil and sand particles	Incision	Incised parallel lines and incised discontinuous lines with in the lines	Body of a potsherd		
25	HF25	4X1.5	6	6.04	Reddish clay soil and sand particles	Incision	Interior incised wavy lines	Body of a potsherd	0352	
26	HF26	4X3	5	4.62	Reddish clay soil and sand particles	Incision	Incised parallel lines and incised discontinuous lines with in the lines	Body of a potsherd		

27	HF27	4X2.5	5	6.05	Reddish clay soil and sand particles	Incision	Exterior incised superimposed lines which creates small squares	Body of a potsherd		
28	HF28	4X3	8	5.17	Reddish clay soil and sand particles			Body of a potsherd		
29	HF29	2.5X2.5	4	5.12	Reddish clay soil and sand particles			Body of a potsherd with small coil handle		
30	HF30	4.5X3	10	4.90	Reddish clay soil and sand particles	Incision	Incised both wavy and parallel lines	Body of a potsherd		
31	HF31	3X3	7	4.76	Reddish clay soil and sand particles	Incision	Incised parallel lines and incised discontinuous lines with in the lines	Body of a potsherd		
32	HF32	4X2	8	5.72	Reddish clay soil and sand particles			Body of a potsherd		
33	HF33	4X2	9	6.30	Reddish clay soil and sand particles	Incision	Incised dot lines	Body of a potsherd		
34	HF34	2X2	4	4.44	Reddish clay soil and sand particles	Incision	Incised parallel lines and incised discontinuous lines with in the lines	Body of a potsherd		
35	HF35	6X4	16	7.21	Reddish clay soil and sand particles	Applique and incision	Applied line and superimposed incised dot.exterior	Body of a potsherd		
36	HF36	6X6	39	9.39	Reddish clay soil and sand particles			Base of a potsherd		
37	HF37	4.5X4	23	18.06	Reddish clay soil and sand particles	Applique	Applied wavy line ,exterior	Body of a potsherd		
38	HF38	4.5X3	8	7.84	Reddish clay soil and sand particles	Applique and incision	Applied u shape line and superimposed incised dot.exterior	Body of a potsherd	0353	

39	HF39	3X4.5x6	8	4.60	Reddish clay soil and sand particles			Rim of a potsherd		
40	HF40	4X3	10	7.16	Reddish clay soil and sand particles	Incision	Exterior incised dots	Body of a potsherd		
41	HF41	3X2.5	7	6.63	Reddish clay soil and sand particles	Applique and incision	Applied u shape line and superimposed incised dot.exterior	Body of a potsherd	0359	
42	HF42	6X4	9	5.05	Reddish clay soil and sand particles	Incision	Incised parallel lines and incised discontinuous lines with in the lines	Body of a potsherd		
43	HF43	6X7x12	46	8.37	Reddish clay soil and sand particles			Rim of a bowl with upright horizontal coil handle		
44	HF44	8X4	38	9.39	Grayish clay soil and sand particles	Incision	Exterior incised dots	Body of a potsherd	0354	
45	HF45	10X5	158	11.12	Reddish clay soil and sand particles			Foot ring or rim	0355/56	
46	HF46	10X9.5	82	10.06	Grayish clay soil and sand particles	Incision	Exterior incised dots	Body of a potsherd		
47	HF47	7X4	39	10.26	Reddish clay soil and sand particles			Base of a potsherd		
48	HF48	6X5.5	19	6.46	Reddish clay soil and sand particles	Applique and incision	Applied line and superimposed incised dot.exterior	Body of a potsherd		

55. HAOLTI 1959 POTERIE PREAXOUMITE HG

No.	Inventory No.	Size (H XWXD)cm	Weight gram	Thickness (mm)	material	Decoration techniques	Decoration pattern	description	Photo No.	Remark
1	HG1	10x8	410	62.02	Reddish clay soil with sand inclusions			Figurine fragment		
2	HG2	10x6	250	44.73	Reddish clay soil with sand inclusions			Figurine fragment		
3	HG3	12x7	370	61.89	Reddish clay soil with sand inclusions			Figurine fragment		
4	HG4	8x7	115	23.17	Reddish clay soil with sand inclusions			Figurine fragment		
5	HG5	9x5	125	30.70	Reddish clay soil with sand inclusions			Figurine fragment		
6	HG6	7x4	130	35.31	Reddish clay soil with sand inclusions			Figurine fragment, leg		
7	HG7	6x5	170	50.04	Reddish clay soil with sand inclusions			Figurine fragment,leg		
8	HG8	8x4	145	46.85	Reddish clay soil with sand inclusions			Figurine fragment, leg		

9	HG9	6x4	100	28.77	Reddish clay soil with sand inclusions			Figurine fragment , leg		
10	HG10	6.5x6	105	21.64	Reddish clay soil with sand inclusions			Figurine fragment		
11	HG11	6x4	100	27.63	Reddish clay soil with sand inclusions			Figurine fragment , leg		
12	HG12	5x4.5	95	53.39	Reddish clay soil with sand inclusions			unknown		
13	HG13	7x6	105	24.84	Reddish clay soil with sand inclusions			Unknown		
14	HG14	4.5x4	80	24.21	Reddish clay soil with sand inclusions			Figurine fragment		
15	HG15	8x5	130	28.59	Reddish clay soil with sand inclusions			unknown		
16	HG16	8x4.5	65	22.52	Reddish clay soil with sand inclusions			Figurine fragment		
17	HG17	5x4	45	18.33	Reddish clay soil with sand inclusions			Figurine fragment		
18	HG18	6x3.5	40	17.23	Reddish clay soil with sand			Figurine fragment		

					inclusions					
19	HG19	5x3	40	22.05	Reddish clay soil with sand inclusions			Figurine fragment		
20	HG20	6x3.5	50	33.18	Reddish clay soil with sand inclusions			unknown		
21	HG21	11x5	80	25.40	Reddish clay soil with sand inclusions			Figurine fragment , horn		
22	HG22	4x3	40	29.72	Reddish clay soil with sand inclusions			Figurine fragment		
23	HG23	3.5x3	25	19.61	Reddish clay soil with sand inclusions			Figurine fragment		
24	HG24	6x2	25	17.46	Reddish clay soil with sand inclusions			Figurine fragment		

56. MELAZO TERTRE A,1954,GOBOCHELA ,4IV54 EU MEETIVICET DIVIE, DAUS UN NIVEAU ASSEZ,MOCHE DE LA SURFACE AL'OUEST DU HWN DE LA ZALLE A(ESPACE B) ,MELAZO A

N o.	Inventory No.	Size (H XWXD)cm	Weight (gram)	Thickness (mm)	material	Decoration techniques	Decoration pattern	description	Photo No.	Remark
1	MA1	3.5x5x16	25	8.55	Reddish clay soil and sand particles	Incision	Incised horizontal parallel lines ,exterior	Rim of a bowl with everted lip	0408	
2	MA2	3x6.5x16	28	7.20	Reddish clay soil and sand particles	Incision	Incised horizontal parallel lines ,exterior	Rim of a bowl with everted lip		
3	MA3	3x7.5x14	27	6.89	Reddish clay soil and sand particles			Rim of a bowl with everted lip		
4	MA4	6x8x4	92	7.04	Reddish clay soil and sand particles			Neck of a pot	0409	
5	MA5	9.5x9	459	48.31	Reddish clay soil and sand particles			Unknown clay object		
6	MA6	11x5	153	42.23	Reddish clay soil and sand particles			Solid lug handle of a potsherd	0410	
7	MA7	5.5x4x8	33	7.69	Reddish clay soil and sand particles			Rim of a bowl with upright horizontal coil handle	0411	
8	MA8	5x3.5	21	7.65	Reddish clay soil and sand particles			Body of a potsherd		
9	MA9	4x4	11	5.18	Grayish clay soil and sand particles			Body of a potsherd		
10	MA10	6x5.5	18	5.91	Grayish clay soil and sand particles			Body of a potsherd		
11	MA11	6.5x4	19	6.28	Grayish clay soil and sand particles			Body of a potsherd		
12	MA12	6x4	21	8.08	Grayish clay soil and sand particles			Body of a potsherd		
13	MA13	4x3	10	6.89	Grayish clay soil and sand particles			Body of a potsherd		
14	MA14	5x3.5	16	8.13	Grayish clay soil and sand particles			Body of a potsherd		
15	MA15	5x4	19	6.58	Grayish clay soil and sand particles			Body of a potsherd		
16	MA16	6x6	234	62.53	Blackish metal			Spherical or globular shape	0412	

								metallic object may be tool		
17	MA17	2.5x2.5	19	21.16	Whitish quartz			Spherical or globular shape quartz object may be tool	04013	
18	MA18	3x3	23	30.73	Grayish stone			Spherical or globular shape stone object may be tool	0414	
19	MA19	3.5x2	7	8.62	Grayish clay soil and sand particles			Body of a potsherd		
20	MA20	3x3	7	6.81	Reddish clay soil and sand particles			Body of a potsherd		
21	MA21	3x1.5	4	7.44	Reddish clay soil and sand particles			Body of a potsherd		