

ADDIS ABABA UNIVERSITY  
COLLEGE OF HEALTH SCIENCE  
SCHOOL OF ALLIED HEALTH SCIENCES  
DEPARTMENT OF NURSING AND MIDWIFERY

Prevalence and determinants of sexual violence among female  
housemaids in selected junior secondary night school:cross  
sectional study Addis Ababa, Ethiopia 2015

By Mahilet Getachew (Bsc)

A RESEARCH THESIS SUBMITTED TO DEPARTMENT OF NURSING AND MIDWIFERY  
FOR PARTIAL FULFILMENT TO THE REQUIREMENTS FOR MASTERS DEGREE IN  
MATERNITY AND REPRODUCTIVE HEALTH NURSING

JUNE 2015

ADDIS ABABA, ETHIOPIA

ADDIS ABABA UNIVERSITY  
COLLEGE OF HEALTH SCIENCE  
SCHOOL OF ALLIED HEALTH SCIENCES  
DEPARTMENT OF NURSING AND MIDWIFERY

Prevalence and determinants of sexual violence among female housemaids in selected junior secondary night school: cross sectional study Addis Ababa, Ethiopia 2015

By Mahilet Getachew (Bsc)

Advisor Amsale Cherie (Bsc,Msc,Phd)

A RESEARCH THESIS SUBMITTED TO DEPARTMENT OF NURSING AND MIDWIFERY FOR PARTIAL FULFILMENT TO THE REQUIREMENTS FOR MASTERS DEGREE IN MATERNITY AND REPRODUCTIVE HEALTH NURSING

JUNE 2015

ADDIS ABABA, ETHI

APPROVED BY THE BOARD OF EXAMINATION

This thesis by Mahilet Getachew is accepted in its present form by the board of examiners as satisfying thesis requirement for the degree of Masters of Science in Maternity and Reproductive Health.

**Internal Examiner:**

S/r Yeshe Assefa (Bsc,Msc) \_\_\_\_\_

Full name Rank Signature and Date

**Research Advisor:**

Dr Amsale Cherie (Bsc,Msc,Phd) \_\_\_\_\_

Full name Rank Signature and Date

**Chair of Department**

Daniel Mengistu (Assistant Professor) \_\_\_\_\_

Full name Rank Signature and Date

June, 2015  
Addis Ababa

## **ACKNOWLEDGMENT**

First of all I would like to thank the almighty God who gave me the courage and power to finish this thesis. My deepest gratitude goes to my advisor Dr Amsale Cherie(PHD) for her unreserved guidance, constructive advice, valuable comments and suggestions during the process of this thesis.

My genuine thanks also go to Addis Ababa University College of health science Department of Nursing and midwifery for its provision of a chance to conduct this study. In addition, I also extend my appreciation for Addis Ababa university school of medicine library, college of health science central library and librarians for providing me valuable reference materials and support for internet use.

I am also grateful to my deepest gratitude for Addis Ababa City Administration Education bureau, subcities and also the primary schools for intensive support during data collection process.

Finally, I would like to appreciate the study participants for devoted, honest response and contribution for sources of information.

<b>Table of Contents</b>	<b>page</b>
ACKNOWLEDGMENT.....	I
ACRONYMS AND ABBRIVATIONS .....	V
LIST OF TABLES .....	VI
ABSTRACT.....	VIII
CHAPTER ONE .....	1
1. INTRODUCTION .....	1
1.1 Back ground .....	1
1.2 Statement of the problem .....	3
1.3 Significant of the study .....	5
CHAPTER TWO .....	6
2. LITERATURE REVIEW .....	6
2.1 Prevalence of Sexual violence.....	6
2.2 Factors Associated with sexual violence.....	7
CHAPTER THREE .....	10
3. OBJECTIVES .....	11
3.1 General objective.....	11
3.2 Specific objectives.....	11
CHAPTER FOUR.....	12
4. METHODS AND MATERIALS.....	12
4.1 Study area.....	12
4.2 Study design and period .....	12
4.3 Source population.....	13
4.4 Study population .....	13

4.5 Inclusion criteria.....	13
4.6 Exclusion criteria.....	13
4.7 Sample size determination .....	14
4.8 Sampling procedure.....	15
4.9 Data collection procedure.....	17
4.10 Data quality control.....	17
4.11 Study variables .....	18
4.11.1 Dependent variables .....	18
4.11.2 Independent variables .....	18
4.12 Operational definitions.....	19
4.13 Data processing and analysis.....	19
4.14 Ethical consideration.....	20
4.15 Dissemination and utilization of result.....	20
5. Result .....	21
5.1. Socio-demographic characteristics of house maids .....	21
5.2. Family history of the Housemaids .....	23
5.3. Substance use by the housemaids.....	25
5.4. Characteristics of employers .....	26
5.5. Sexual history among housemaids .....	27
5.6. Prevalence of sexual violence .....	29
5.7. Perpetrators of sexual violence .....	31
5.8. Factors associated with sexual violence among housemaids .....	33
6. Discussion .....	35
7. Strength and limitation.....	37

7.1 Strength .....	37
7.2 Limitation.....	37
8. Conclusion and Recommendation .....	38
8.1 Conclusion.....	38
8.2 Recommendation.....	38
9. References .....	40
ANNEX I:ENGLISH VERSION QUESTIONNAIRE.....	43
I. Information sheet .....	43
II.Consent form .....	43
III: English questionnaire .....	45
ANNEX II AMHARIC VERSION QUESTIONNAIRE .....	55
Amharic information sheet.....	55
II.Amharic consent form .....	55
III: Amharic Version Questionnaire.....	56

## ACRONYMS AND ABBRIVATIONS

AACAHB	Addis Ababa city of administration health bureau
AOR	Adjusted odds ratio
COR	crude odds ratio
HIV/AIDS	Human immune deficiency virus/acquired immune deficiency syndrome
ILO	International labor organization
LABORSTA	labor statistics database
LSHTM	London School of hygiene and tropical medicine
AACAEB	Addis Ababa city of Administration health bureau
MOLSA	Ministry of Labor and Social Affairs
SPSS	Statistical Package for Social science
SRQ	Self-Reported Questionnaire
SC	sub-city
WHO	World Health Organization

## LIST OF TABLES

Table 1 Number and types of Schools in Addis Ababa .....	12
Table 2 Socio-demographic characteristics of housemaids in Addis Ababa city 2015 Addis Ababa Ethiopia (n=451) .....	22
Table 3 family history of housemaid night students in Addis Ababa city 2015 Addis Ababa Ethiopia (n=451) .....	24
Table 4 Substance Use among housemaid Night Time Students in Addis Ababa 2015 (n=451) .	25
Table 5 Characteristics of employee of the housemaid students in Addis Ababa Ethiopia 2015 (n=451).....	26
Table 6 sexual history among housemaid night time students in Addis Ababa 2015 .....	28
Table 7 Prevalence of sexual violence among night housemaid students Addis Ababa, Ethiopia 2015.....	30
Table 8 perpetrators and the mechanism used to force among female housemaid students in Addis Ababa city 2015 Addis Ababa Ethiopia (n=451).....	32

## LIST OF FIGURES

<b>Figure 1</b> Conceptual framework on factors associated with sexual violence in Addis Ababa, Ethiopia 2015.....	12
<b>Figure 2</b> Schematic presentation of the sampling procedure.....	18
<b>Figure 3:</b> Reasons to have first sexual intercourse among housemaid female night in Addis Ababa Ethiopia 2015 (n=451).....	31
<b>Figure4:</b> Mechanisms used to escape from attempted rape among housemaid night school female students in Addis Ababa 2015(n=451).....	33

## **ABSTRACT**

**Background:** Sexual violence is a serious public health and human rights problem with both short-and long-term consequence on women's physical, mental, sexual and reproductive health.

**Objective:** To assess the prevalence and determinants related to sexual violence among house maids of Addis Ababa, Ethiopia

**Methods:** School based cross sectional study design was conducted among female housemaid students from January 27-march7, 2015 in Addis Ababa, Ethiopia. A total of 473 sample sizes were considered. Multistage sampling techniques were employed. Data was collected using closed ended and open ended self-administered questionnaire. Five percent of the questionnaire was pretested. Data was entered through Epi-data version 3.1 and was analyzed through SPSS version 20. Measurements of central tendency like mean were presented. Odds Ratio and 95% Confidence Interval was calculated for each independent variable against the dependent variables.

**Result:** A total of 451 housemaid's had participated with a response rate of 95.3%. The study has indicated that the prevalence of sexual violence was 28.6%.Housemaid monthly income <300birr were three times [AOR=3.112(1.484, 6.523)] more likely to be sexually violated than those whose monthly income is >450birr. Housemaids whose employer drunk alcohol were 14 times [AOR=14.53(7.62, 27.703)] more likely to be sexually violated compared to those housemaids whose employer do not drink alcohol.

### **Conclusion and Recommendation**

Sexual violence among housemaids is rampant. Low income of the housemaid and alcohol drinking by perpetrator was found to be a risk for sexual violence. Empowering housemaids to develop self-confidence through education, and improving their ability to find employment and income, along with increasing public awareness of human rights issues is vital.

**Key words:** sexual violence, determinants of sexual violence, housemaid, school based, Addis Ababa

# CHAPTER ONE

## 1. INTRODUCTION

### 1.1 Background

Sexual violence can be defined as “any sexual act, attempt to obtain a sexual act, or other act directed against a person’s sexuality using coercion, by any person regardless of their relationship to the victim, in any setting, including but not limited to home and work”. Sexual violence can include the following threat of rape attempted rape, rape, Sexual harassment and sexual contact with force. [1]

Sexual violence is a serious public health and human rights problem with both short –and long-term consequences on women’s physical mental, sexual and reproductive health. [2]

Worldwide an estimated one in three women is physically or sexually abused and one in five experienced rape or attempted rape in their lifetime. [3] According to a research report released by WHO in partnership with the London school of hygiene and tropical medicine (LSHTM) globally 35% of women have experienced either physical and/or sexual intimate partner violence or non-partner sexual violence. This study revealed that between 0.3–11.5 percent of women reported experiencing sexual violence by someone other than a partner since the age of 15 years.

In Africa the prevalence rate of combined intimate partner and non partner sexual violence among all 15 years or older was 46.6 %. [4] The socioeconomic and socio-psychological background in African society still perceives gender discrimination and gender based deprivation in the role- gender-relations. [5]. Studies also indicated that the health impacts of sexual violence is more severe because it is linked to some of the most intractable reproductive health issues of our time including unwanted pregnancy, sexually transmitted infections including HIV/AIDS, unsafe abortions and maternal mortality.[6]

The WHO research conducted in 10 mainly low-and middle income countries showed that the prevalence of sexual violence against women is between 6% and 59% [1]. Most of the studies made on sexual violence in Ethiopia focused on sexual violence among regular female students However, little is known about sexual violence among housemaids. According to United Nations

Population Fund, “domestic work or housemaid absorbs up to ten percent of total employment in some countries. It is an occupation for millions of women worldwide. A conservative estimation indicates that at least 248, 600 people are employed as housemaids in Ethiopian cities. Ministry of Labor and Social Affairs (MOLSA) and ILO labor statistics database (LABORSTA) estimates shows that 1.5% of the total women in the country is currently working as domestic workers or house maids. [7]

Most backgrounds of these housemaids are from either poor or divorced family or dead parents in which they may not get other additional source of income Most of the time employers do not give focus and may not consider employees personal life. Those housemaids spent most of their time to domestic work. Their working hour is long but with very low monthly payments, as a result economical improvement through this payment is impossible. [8] The vulnerability for housemaid is the invisible site of work. “The location of domestic labor, [the home], makes the workers more vulnerable to abuse by the employers or any one from employer family. [7]

Most of domestic workers have lower education level. A previous assessment on the educational level of domestic workers in one sub city of (Gulele) Addis Ababa found that only 40% of the respondents had attended primary school while the balance 60% were found illiterate.[9] Many lines of research evidences indicated that sexual violence clearly interferes with female student’s academic performance and achievement motivation.[10]

Although sexual violence is a pervasive problem among women little is known about the prevalence and determinants of sexual violence among housemaids.

Therefore this paper aims to identify the magnitude of sexual violence among housemaids, Moreover to identify the causes and forms of sexual violence so that feasible strategies and possible recommendations on prevention of sexual violence can be provided.

## 1.2 Statement of the problem

In Ethiopia sexual Violence against women is a common tragic phenomenon. Nowadays, its magnitude is alarming not only in rural areas of the country but also in urban areas. Ethiopia has the highest prevalence of both physical and sexual violence by an intimate partner. About 33% of Ethiopian women in a survey reported that they were physically forced to have intercourse within the last 12months [11]

In Ethiopia each month “thousands of people migrate from rural to urban areas such as Addis Ababa for domestic works”. [7] Although researches on sexual violence against housemaids are scanty available evidence from Addis Ababa Gulele subcity on 83 housemaids showed 72% prevalence of sexual abuse. [9] Another study revealed that the working conditions, legal protection and capability of housemaids to claim their rights are a neglected area, resulting in many housemaids accepting insecure and irregular employment relations. [7]

There are factors related to sexual violence these are female poverty is accentuated by the gender inequalities in education and economic opportunities so, there is little opportunity for women to earn income leading to tensions within the home which leads to abuse and violence. [12] Sexual violence and problematic alcohol use is consistent with previous studies on women. There have been reports of strong associations between abuse and conflict created by men’s use of alcohol that alcohol use had an indirect effect on the abuse of women. [13]

Sexual violence remain highly stigmatized in all settings, thus levels of disclosure of the assault vary between regions. In general, it is a widely under reported phenomenon, thus available data tend to underestimate the true scale of the problem.

From my own experience as a midwife working in labor ward in Yekatit 12 hospital, a significant number of housemaids who came for delivery were because of unintended pregnancy related to rape. As a result they leave their baby in bed and disappear without having any attendants/guardian.

Majority of the problems are hidden, undocumented and unreported due to different reasons such as shame, fear of being blamed, not believed or lack of knowledge about sexual violence. [10] In addition, it is also neglected area of research, and thus deeper understanding of the issue is crucial in order to promote a coordinated movement against it.

Thus it is the purpose of this study to assess the prevalence of sexual violence and identify the associated factors among housemaids attending junior secondary school in the night program in Addis Ababa.

### **1.3 Significant of the study**

Sexual violence against women is prevalent in all countries. It is more pervasive in developing countries. Housemaids are at an increased risk of sexual violence due to their working condition and economic disadvantage. Victims of sexual violence suffer from socio cultural, economic, psychological, emotional and physiological consequences. Thus, understanding the prevalence and determinant factors of sexual violence among housemaids has supreme importance to address the problem.

The findings of this result are note worthy to design appropriate policies, programs and strategies to address the vulnerabilities of housemaids and reduce sexual violence among housemaids. It contributes in the design of prevention strategies of sexual violence among this population. The finding of this study could add to the existing base of knowledge.

## CHAPTER TWO

### LITERATURE REVIEW

#### 2.1 Prevalence of Sexual violence

Sexual violence is a reality for millions of people worldwide and for women in particular. It is acknowledged that sexual violence against women is pervasive in all countries and in all levels of society, reliable statistics concerning the prevalence of sexual violence around the world are very limited.[14]

Worldwide prevalence of women's reported experiences of sexual violence from age 15 years onwards, by anyone except intimate partners.[15] Approximately two-thirds of all rapes and sexual assaults are committed by someone the victim knows. Perpetrators include employers, colleagues, co-workers, acquaintances, classmates, landlords, tenants, as well as dates, intimate partners, spouses, parents, siblings or other relatives. [16]

Most studies indicate that women are likely to know their aggressors E.g. in 8 out of 10 rape cases in the USA. [17] The most recent survey of the prevalence of rape in South Africa found that more than one in five men reported raping a woman who was not a partner (i.e. a stranger, acquaintance or family member), while one in seven reported raping a current or former partner.[18]

Housemaids or domestic workers are vulnerable for sexual violence from different aspects as some studies tried to show. In Oregon study examined home care workers' experiences of violence while providing care to consumer employers, Home care workers reported incidents of workplace sexual violence 14% [19]

The study in Bangladesh Housemaid often comes across different types of abuse, humiliation and violence by male members of the household house maids. Such violence ranges from touching female organs, cuddling and molestation, to forced sexual coitus (rape) on house maids. Result shows that attempted rape were 7.97 %. [20]

In Sri Lanka, A mid-2009 survey report showed that Recorded Harassment Complaints (Physical and Sexual) received from women working as housemaids increased by 2,402 complaints, 4.88%.

Housemaid returnees to Sri Lanka 48% were assaulted by someone from the employer's household. [21]

In Ethiopia, violence against women is deep rooted and has a long history. It has always been there because it is rooted in the male-dominated culture of discrimination against women, which legitimizes the appropriation of women's objectification. [22] The WHO multi-country study showed that 59% of Women experienced sexual violence in Ethiopia[ 23]

In a prospective study made in Adigrat a total of 181 rape cases were treated in gynecological outpatient department from this 5.5% were a house maid servants. [24]

A cross sectional study in Jimma found out that attempted rape was 9.1% non consensual touching 31.1% and non consensual kissing 28.2 %. [10]

In Addis Ababa a total of eighty-two housemaids were purposively selected from the five data collection sites identified in Gulele Sub-City. 72 % of the respondents reported having experienced sexual abuse by the brokers a touching sexually sensitive parts of the body were 73% attempted rape 23%. This means that most of the target domestic workers have experienced sexual violence. [9]

Although there is some evidence on prevalence of sexual violence among housemaids at country level, there is still gap on the studies because the studies didn't cover adequate sample size and representative sample of domestic workers that would enable make accurate generalizations about the violence being committed by the employers or others because of difficulties of getting enough housemaids, which initiate to do further study on these areas concerning sexual violence.

## **2.2 Factors Associated with sexual violence**

Several studies revealed that, there is no single factor to account for violence perpetrated against women. There are factors increasing the risk of someone being coerced into sex, factors increasing the risk of an individual man forcing sex on another person, and factors within the social environment – including peers and family – influencing the likelihood of rape and the reaction to it. It is the result of the complex interplay of individual, relationship, social, cultural and environmental factors. [25]

## **Age**

Age is the most robust predictor of sexual victimization. Victims (particularly females) under the age of 24 are at the highest risk of sexual assault, prompting the description of sexual violence. [26]

The WHO Multi-country study showed Sexual violence by a partner at some point in life up to 49 years of age was reported by 6–59% of interviewees; and sexual violence by a non-partner any time after 15 and up to 49 years of age was reported by 0.3–11.5% of interviewees. [27]

Study shows in Australia The majority of offenders of all ages were apprehended for sexual assaults against victims aged 16 to 24 years of age. [26]

Study in Bangladeshi showed that housemaid females age <18 were more exposed for violence as the study shows 7.79% housemaids were raped in this age [20]

Cross sectional study in Nigeria shows that Females in the age group >29year were 4 times more likely to experience sexual violence [28]

A mixed study a survey of 395 female in Bahirdar town the mean age of respondent who initiated sex by rape was 17.7.[29]

## **Poverty**

Poor women and girls may be more at risk of rape in the course of their daily tasks than those who are better off, for example when they walk home on their own from school late at night. Poverty forces many women and girls into occupations that carry a relatively high risk of sexual violence [28]

The study in Bangladesh House maid often comes across different types of abuse, humiliation and violence this is Due to severe poverty, need for survival becomes primary consideration for the victims. As a result, victims usually cannot protest such offences. These kinds of violence against house maids remain usually concealed. Sometimes, however, some of them leave the house and take jobs in a different house. [20]

The study in Ghana findings indicate that the perceptions of sexual violence among the community and the lack of effective application of the law, the continuing inattention of the

community towards sexual violence as well as the poverty which marks the community all contribute to sexual violence against women, children and girls.[12]

### **Alcohol consumption**

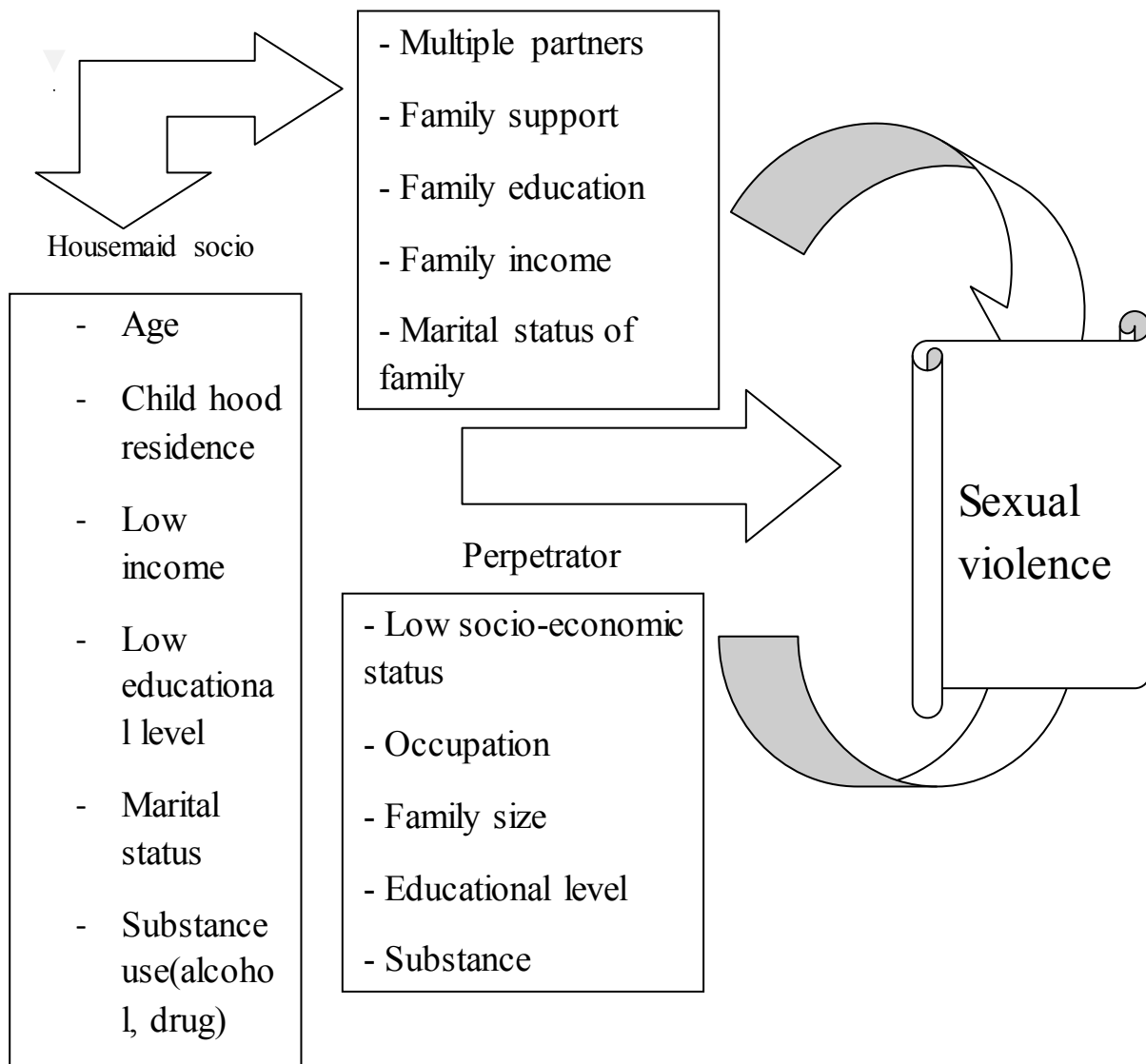
Study shows in Harar 7.2% of the raped girls used Hashish or other drugs.[30] Female who drink alcohol were more than seven times more likely to experience sexual violence than those who didn't alcohol. This could be due to the relation between alcohol drinking and sexual violence, which is the effect of alcohol use on the occurrence of violence, specifically sexual violence [31]

Study shows in Bahir dar attributes of substance use (chat chewing, drinking of alcohol), educational year, marital status, current living condition, educational status of father, getting support from family, getting enough money, amount of money received, were found to be strong covariates of sexual violence in their life time on crude OR[32]

### **Alcohol consumption of the Perpetrators**

Alcohol increases the likelihood of sexual assault occurring among acquaintances during social interactions through several interrelated pathways. These pathways include beliefs about alcohol, deficits in higher order cognitive processing and motor impairments induced by alcohol and peer group norms that encourage heavy drinking and forced sex.

Alcohol makes it even easier for men to feel comfortable forcing sex because alcohol myopia helps them focus solely on their desire to have sex rather than on the woman's signs of refusal and pain. [33].As a study showed in Bahir dar town sexual violence survey among 395street females most of the rape attacks were committed by drunken males. [32]



**Adopted from WHO**

**Figure1 Conceptual frame work on associated factors for sexual violence**

(WHO, 2010)

This conceptual framework is association between dependent variable (sexual violence) and independent variables (housemaid sociodemographic characteristics, perpetrator sociodemographic and housemaid relation with her families and also multiple partners) can directly cause sexual violence in housemaid.

## **CHAPTER THREE**

### **OBJECTIVES**

#### **3.1 General objective**

- The general objective of this study is to assess the prevalence and factors related to sexual violence among housemaids of Addis Ababa, Ethiopia, 2015

#### **3.2 Specific objectives**

- To determine the prevalence of sexual violence among house maids in Addis Ababa, Ethiopia
- To identify factors related to sexual violence among house maids in Addis Ababa, Ethiopia

# CHAPTER FOUR

## METHODS AND MATERIALS

### 4.1 Study area

The study was conducted from March 25 to April 25, 2015 in Addis Ababa, the capital city of Ethiopia and seat of African Union and the United Nations World Economic Commission for Africa. Addis Ababa has a population of over 3 million (3,038,096) It is located at 9° 1' 48" North and 38° 44' 24" East with a total land area of 54,000 hectares. Lies at an altitude of 7,546 feet its average elevation is 2,300 meters above sea level, and hence has a fairly favorable climate and moderate weather conditions.

The city has 1,103 schools. The number and type of schools in Addis Ababa is depicted in table 1. Governmental schools are evenly distributed among 10 sub cities of Addis Ababa. The total numbers of students attending in the night program are 41582 (26,394 females and 15,188 males). A total of 6,689 females and 4,617 males are attending night junior secondary schools in all sub cities of Addis Ababa.

Table 1 Number and types of Schools in Addis Ababa

Type of schools	Primary	Secondary
Governmental	214	75
Public	2	2
Private and others	579	231
Total	795	308

### 4.2 Study design and period

School based cross sectional descriptive study was used to estimate prevalence of sexual violence and associated factors with it in Addis Ababa from March 25 to April 25, 2015.

### **4.3 Source population**

All female housemaids who attend night school in Addis Ababa.

### **4.4 Study population**

Female housemaid students who are in grades 7 and 8 from selected junior secondary night schools in Addis Ababa.

### **4.5 Inclusion criteria**

All female housemaids who are 15 years and above attending grade 7 and 8 night junior secondary schools in the 2014/15 academic year, in Addis Ababa.

### **4.6 Exclusion criteria**

Those housemaids who are absent during data collection time.

#### 4.7 Sample size determination

In this study, sample size was determined using single population proportion formula. The following assumption was used to calculate the sample size: prevalence of sexual violence 72% (9), 95% certainty and maximum discrepancy of 5% between the sample size and the underlining population. An additional 10% was added as contingency to increase power and compensate for possible non response.

$$n = (Z_{\alpha/2})^2 p(1-p) / d^2$$

$$n = (1.96)^2 \times 0.72(1 - 0.72) / (0.05)^2 = 309$$

Where:

n= sample size

P= prevalence of sexual abuse =72%

d= margin of error 5%

$Z_{\alpha/2}$ = critical value at 95% confidence level of certainty (1.96)

The calculated sample size= 309

When we consider the design effect, the minimum sample size required became:

$$309 \times 1.5 = 463$$

Adding 10% of non-response rate the sample size=46.3 n=463+10% which is 46.3=509

N=total population at grade 7&8 which is 6689 since its less than 10,000 n=509 N=6689

By Using Correction formula  $509 / (1 + 509 / 6689) = 473$

#### **4.8 Sampling procedure**

Multistage stage sampling techniques was employed. There are ten sub-cities in Addis Ababa. One night junior secondary school from each sub city was selected randomly using lottery method. Since there is no data on types of work of students, all 7 and 8 grade students in the selected schools were asked to fill a form on the type of job they do prior to selection of the eligible respondents. After identifying the number of housemaid female students in the selected schools. Then simple random sampling method was used to select the participants by using the class roll as a sampling frame.

For eligible participants who was absent at the day of data collection, the data collector were revisit the class room three times at different time intervals and 12 eligible participants were absent in three visits, and then the students was registered as non response.

**Addis Ababa**

Bole	Yeka	Akaki	Kirko	Arada	Gulele	Kolf	Addis	Nifas	Lidet
5 schools	5 school	4 school	5 school	4 school	5 School	5 school	5 school	5 school	5 school

**Simple random sampling of schools in each sub city**

Mahebereseb	Tigle . L	Gelan	Astse .T	Atse .N	Tsehay c	Karamara	Sefere se.	Sebsebe	Meseret
Gr 7, N= 50	Gr7,N=30	Gr7N=35	Gr7N=30	Gr7N=30	Gr7N=30	Gr7N=30	Gr7N=37	Gr7N=35	Gr7N=30
Gr 8, N=41	Gr8,N=35	Gr8N=35	Gr8N=40	Gr8N=35	Gr8N=40	Gr8N=38	Gr8N=35	Gr8N=35	Gr8N=30

**Population proportion to the sample size**

7 n=34	7n=20	7n=24	7n=20	7n=20	7n=20	7n=20	7n=25	7n=24	7n=20
8 n=26	8n=24	8n=24	8n=27	8n=24	8n=27	8n=26	8n=24	8n=24	8n=20

**Simple random sampling**

**473**

**Figure 2 Schematic presentation of sampling procedure in schools in Addis Ababa**

#### **4.9 Data collection procedure**

Data was collected using closed ended and open ended self administered questioner having four parts, The instrument was adopted from previous published studies and WHO(8,36) The questionnaire was developed to capture information on sexual violence of housemaid female students and other the first question containing sociodemographic characteristics (age, childhood residence, education level, religion, marital status income level). The second part of the questionnaire were substance abuse and family history of housemaid female students. The third part of questionnaire contains employer characteristics and the forth part of the questionnaire asking about sexual history of the housemaids. The questionnaire was prepared in English, translated to Amharic and back to English for consistency of meaning. The Amharic questionnaires were pre-tested in school not selected for the study. Modifications were done based on the feedback from the pre-test. The Amharic versions of the questionnaire were used for data collection. Data collections were conducted by 10 trained midwives female data collectors and three nurse supervisors. Since all data collectors are females, respondents were be able to freely respond to sensitive issues. Training was being given to data collectors and supervisors for one day to orient them on the objectives and ethical conduct of the study.

#### **4.10 Data quality control**

To assure data quality emphasis was given in designing data collection instrument. Training was given for supervisors and data collectors. Before starting the actual survey, the questionnaire was pre-tested on 24 housemaids in Belay zelege school which was not included in the study. Throughout the course of data collection, data collectors were supervised at each site and a meeting was held between the principal investigator and data collector to discuss the challenges during data collection and feasible measures was taken to solve and the problem. Two more additional visits were made if respondent was not found in the first visit. The collected data was reviewed and checked for completeness before data entry; 10 questionnaires were found incomplete or inaccurate and registered as non response.

## **4.11 Study variables**

### **4.11.1 Dependent variables**

- Sexual violence (rape, attempted rape and sexual harassment)

### **4.11.2 Independent variables**

- Socio-demographic characteristics (age, childhood residence, education level, religion, income level, marital status)
- Substance abuse (alcohol, Chat, drugs)
- Family history of the housemaid (family help, marital status & educational status of the family, estimated income level)
- Multiple sexual partner
- Characteristics of the employer (Family size, Occupation, Behavior (alcohol, chat, cigarette))

#### **4.12 Operational definitions**

**Housemaids-** Females who are working either contract (daily worker) or permanent at household's level.

**Sexual violence-** When a female housemaid experienced one of the following: being forced to have sexual intercourse against her will, having sexual intercourse due to fear of the partner action, being forced to do something sexual that she thought was humiliating.

**Completed Rape** - Physically forced or otherwise coerced penetration of the vulva or anus using a penis.

**Sexual harassment-** when the participant experienced one of the following: unwanted and repeated sexual advances that range from unwelcome comments, kissing and touching.

**Attempted rape-** the attempt to have non-consensual sexual intercourse with a female student whereby she was having a chance of escaping the attempt.

**Life time rape-** When a female housemaid experienced rape before the 12 months of the current study period.

#### **4.13 Data processing and analysis**

Data was checked, coded and entered to Epi-Data version 3.1 and was exported to SPSS (Statistical Package for Social science) version 21 for analysis. Data entry was made by the principal investigator. Binary logistic regression was fitted to identify factors associated with sexual violence. In descriptive statistics tables, graphs mean and frequency were used to present the information. The strength of statistical association between dependent and independent variables was measured using  $P\text{-value} < 0.05$  and adjusted odds ratio at 95% confidence interval.

#### **4.14 Ethical consideration**

Ethical clearance were obtained from Ethical review committee of Addis Ababa university, College of Health Science, School of Allied Health Science, Department of Nursing and Midwifery, Formal letters were written to all 10 sub-cities from Addis Ababa Education Bureau and formal letters were written for all selected schools. Written consent obtained from each respondent. Respondents were informed about the purpose and procedure of the study, the importance of their participation, and the right to withdraw at any time if they want and about privacy and confidentiality of the information given by each respondent kept properly and name was not recorded. And the recorded data was kept in a secured place with strict confidentiality.

#### **4. 15 Dissemination and utilization of result**

The results of the study will be presented to Addis Ababa University College of health sciences and school of allied Health sciences ,department of nursing and midwifery then disseminate the finding to AACAEB(Addis Ababa city administration of Education bureau), AACAHB(Addis Ababa city of administration health bureau ) ,SC (sub city) and schools, women, and youth association, Addis Ababa.

## CHAPTER FIVE

### RESULT

The survey included 473 individuals, among these 22(4.7%) did not respond to the questionnaire. Ten questionnaires found to be incomplete and excluded from the analysis. 12 students were absent in three consecutive visits and registered as non-response.

#### 5.1. Socio-demographic characteristics of house maids

From the total study participants, 451 students had participated in the study with a response rate of 95.3%. Almost 324 (71.8%) of the study participants were in the age group 15-19 years and 99(22%) were between the age group of 20-24 years and 28 (6.2%) were above 24years. Of the total study participant's majority 344(76.3%) were Orthodox and 49(10.9%) were Muslim 41(9.0%) were protestant 17 (3.8%) were catholic followers.

Three hundred eighty eight (86%) of the respondents were never married, 32 (7.1%) were married, 26 (5.8%) were divorced, 2(0.4%) living with partner the remaining 3(0.7%) were widowed.

Most of the respondents 235(52.1%) were in grade eight, and 216(47.9%) were grade seven students. One hundred fifty (33.3%) of the respondents had more than 450 birr average monthly income and 148 (32.8%) of respondents gain less than 300 birr per month. Two hundred eighty nine participants (64.1%) were raised in rural area. **(Table 2)**

**Table 2 Socio-demographic characteristics of housemaids in Addis Ababa Ethiopia (n=451)**

<b>Variable</b>	<b>Frequency</b>	<b>percent</b>
<b>Age category</b>		
15-19 years	324	71.8
20-24 years	99	22
> 24 years	28	6.2
<b>Religion of the respondent</b>		
Orthodox	344	76.3
Muslim	49	10.9
Protestant	41	9.0
Catholic	17	3.8
<b>Marital status of respondent</b>		
Never married	388	86
Married	32	7.1
Living with partner	2	0.4
Divorce	26	5.8
Widowed	3	0.7
<b>Educational status of respondent</b>		
Grade 7	216	47.9
Grade 8	235	52.1
<b>Monthly Income</b>		
>450	150	33.3
301-450	153	33.9
<300	148	32.8
<b>Childhood residence</b>		
Rural	289	64.1
Urban	162	35.9

## **5.2. Family history of the Housemaids**

Tables 3 depict the family history of housemaid. Out of the total study participants 230 (51%) respondents parents were living together 103 (22.8%) divorced. Regarding educational statuses of parents 147 (32.6%) respondent fathers were illiterate, 82(18.2%) were 1-6 and 3(0.7%) were degree holders. Furthermore 176(39%) of respondent mothers were illiterate. Out of total participant 251(55.7%) had low family income. Three hundred seventy seven (70.3%) of respondent do not get any family support

**TABLE 3 Family history of housemaid night students in Addis Ababa city 2015 Addis Ababa Ethiopia (n=451)**

<b>Variable</b>	<b>Frequency</b>	<b>Percent</b>
<b>Family live situation</b>		
Yes	230	51
Divorced	103	22.8
Only father alive	30	6.7
Only mother alive	55	12.2
Both dead	33	7.3
<b>Father Education</b>		
Illiterate	147	32.6
Read and write only	144	31.9
1-6	82	18.2
7-8	48	10.6
9-12	18	4
Certificate and Diploma	9	2
Degree and above	3	0.7
<b>Mother Education</b>		
Illiterate	176	39
Read and write only	152	33.7
1-6	73	16.2
7-8	29	6.4
9-12	14	3.1
Certificate and diploma	7	1.6
<b>Get family support</b>		
Yes	134	29.7
No	317	70.3
<b>Family income</b>		
Better	25	5.5
Average	175	38.8
Poor	251	55.7

### 5.3. Substance use by the housemaids

Of all students 52(11.5%) reported to drink alcohol and 399(88.5%) of participants had never drink alcohol. Additionally, 18(4%) of the participants chew chat.433; (96%) have never had never chew chat. Majority 445(98.7%) never smoke cigarette and only 5(1.1%) smoke shisha (Table 4).

**Table 4 Substance Use among housemaid Night Time Students in Addis Ababa,Ethiopia 2015 (n=451)**

<b>Variable</b>	<b>Frequency</b>	<b>Percent</b>
<b>Drink alcohol</b>		
Yes	52	11.5
No	399	88.5
<b>Do you smoke</b>		
Yes	6	1.3
No	445	98.7
<b>Do you chew</b>		
Yes	18	4
No	433	96
<b>Shisha</b>		
Yes	5	1.1
No	446	98.9

#### 5.4. Characteristics of employers

With regard to the characteristics of employers of the housemaid 188(41.7%) were diploma and above, 24 (5.3%) were illiterate, 29(5.7%) had primary education 30(6.7%) secondary education, and 186 (41.2%) do not know their employers educational status. The economic status of the employer result indicated that 96(21.3%) were better-off 346(76.7%) were medium, and the remaining 9(2%) were poor. Out of the total 61(13.5%) were chat chewers, 104 (23.1%) of the employee drink alcohol, 22(4.9%) employer smoke cigarette 429(95.1%) don't smoke (Table5).

**Table 5 Characteristics of employer of the housemaid students in Addis Ababa Ethiopia 2015 (n=451)**

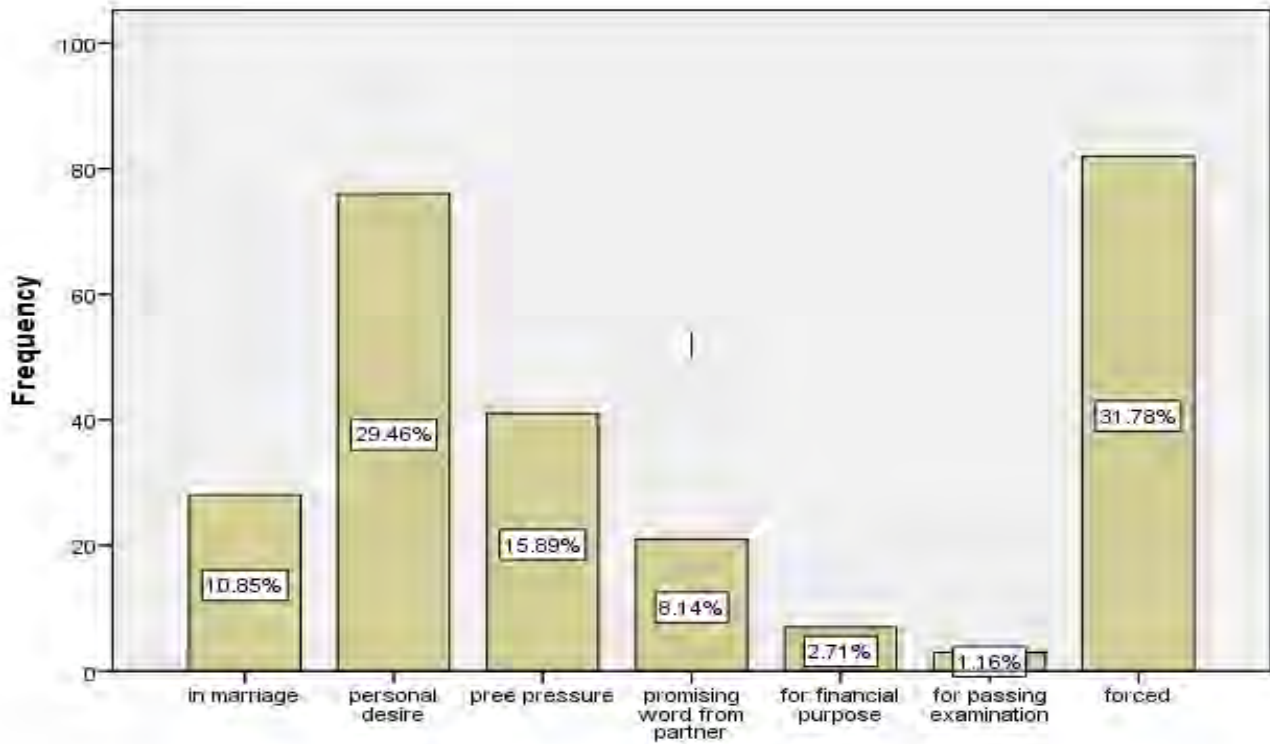
Variable	Frequency	Percent
<b>Employer chew chat</b>		
Yes	61	13.5
No	390	86.5
<b>When chew chat</b>		
Everyday	7	11.5
Once or twice a week	7	11.5
Occasionally	47	77
<b>Employer drink alcohol</b>		
Yes	104	23.1
No	347	76.9
<b>When Drink alcohol</b>		
Everyday	48	46.2
Once or twice a week	3	2.9
Two times a month	3	2.9
Occasionally	50	48
<b>Employer smoke cigarette</b>		
Yes	22	4.9
No	429	95.1
<b>When smoke cigarette</b>		
Everyday	4	18.2
Occasionally	18	81.8

### **5.5. Sexual history among housemaids**

Among the study participants, 258(57.2%) of the respondents reported to ever had sexual intercourse, Of those who reported to ever had sexual intercourse, the age at sexual initiation for majority 207(80.2%) were between the age group of 15-19years, 18(7.4%) below the age of 15, and 32(12.4%) were above the age of 18. the mean age at sexual debut was 19.1 year. Out of the 258 who reported to have sexual intercourse, the reason reported to initiate sex was personal desire 76(29.46%) marriage 28(10.85%) , and forced for sex 82(31.78%) **.(Fig 3)**. Twenty three (8.9%) of the sexually active respondents reported that they have had more than one sexual partner in their lifetime. One hundred eighty eight (72.9%) of the participants were sexual active during the last 12 months before the study **(Table 6)**.

**Table 6 sexual history among housemaid night time students in Addis Ababa 2015**  
**Addis Ababa Ethiopia (n=451)**

<b>Variables</b>	<b>Frequency</b>	<b>Percent</b>
<b>Sexual debut(n=451)</b>		
Yes	258	57.2
No	193	42.8
<b>Age at first sexual debut(n=258)</b>		
10-14 years	19	7.4
15-18 years	207	80.2
>18years	32	12.4
<b>Life time sexual partner(n=258)</b>		
None	171	66.3
One	64	24.8
Two and above	23	8.9
<b>Sex in the past 12 month(n=258)</b>		
Yes	188	72.9
No	70	27.1



**Fig 3 Reasons to have first sexual initiation among housemaid night female students in Addis Ababa, Ethiopia 2015 (n=258)**

### 5.6. Prevalence of sexual violence

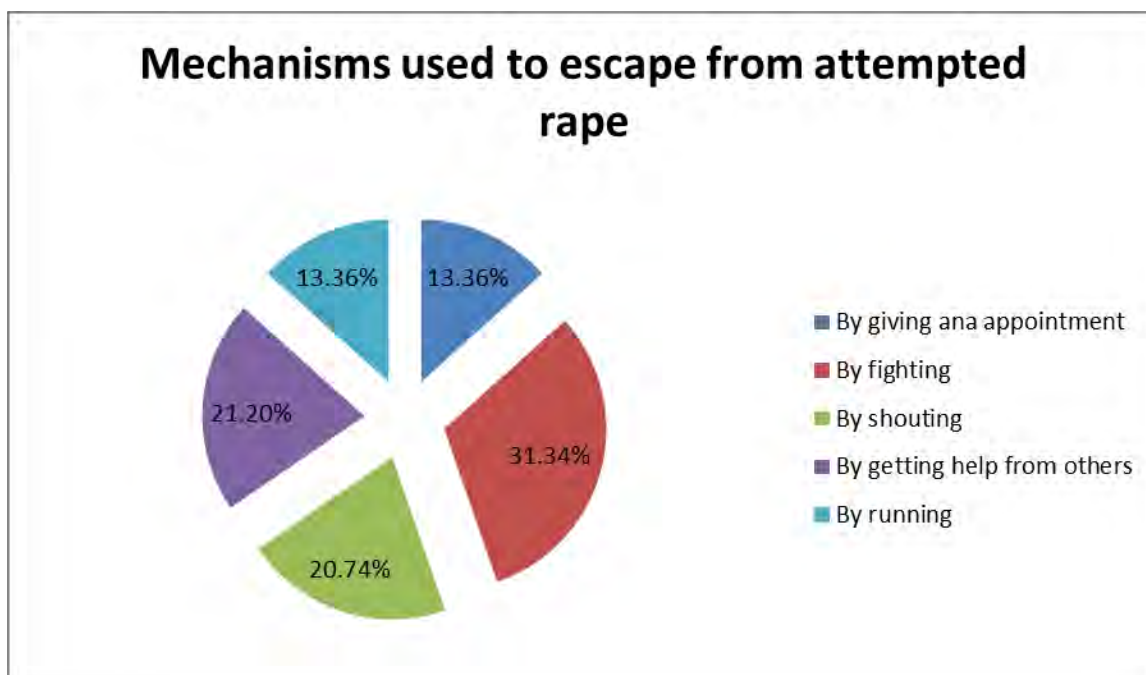
A total 129(28.6%) of the housemaid night school students in this study reported to have been raped at least once in their life time, where 68(15.1%) of them were raped in the past one year before the study. Sixty seven (51.9%) of the victims reported that being night school students had an impact for the situation. Over all 217(48.1%) of the respondents faced an attempted rape in their life time. Among those who escaped the attempted rape, the mechanism used to escape were mainly by fighting 68(31.34%), followed by shouting 45(20.74%), 29(13.36%) by giving an appointment (**Fig 4**)

In addition, At least one form of sexual harassment was reported 387(85.8%) faced unwanted sexual act such as verbal jokes/ invited to have sex in their lifetime and 384(85.1%) face the same in the last 12 months. About 131(29%) reported to have faced unwelcome touching on genital

area or breast in their lifetime and 119(26.5%) reported to have faced the same in the last 12 months (Table 7)

**Table 7 Prevalence of sexual violence among night housemaid students Addis Ababa, Ethiopia 2015(n=451)**

<b>Sexual violence</b>	<b>Frequency</b>	<b>Percent</b>
<b>Life time completed rape</b>	129	28.6
<b>Completed rape in the last 12 month</b>	68	15.1
<b>Sexual harassment</b>		
Asked to have sex	387	85.8
Unwelcome touching	131	29
Unwelcome kissing	146	32.4
<b>Sexual harassment in the last 12 month</b>		
Asked to have sex	384	85.1
Unwelcome touching	119	26.5
Unwelcome kissing	165	36.6
<b>Attempted rape</b>	217	48.1



**Figure 4 Mechanisms used to escape attempted rape among female housemaid night students in Addis Ababa, Ethiopia 2015**

### 5.7. Perpetrators of sexual violence

Regarding the perpetrators, most 46(35.7%) were raped by person unknown by the victim, followed 42(32.6%) by employer while 15(11.6%) were raped by broker. The mechanisms used to force the victims into sex differs where, **40(31%) mentioned that it was by make them drink, 52(40.3%)** reported that it was after they were threatened of harm. There was a huge age gap between the victims and the perpetrators. Majority of the girls 74(57.4%) reported that the perpetrators were much older than victims. With regards to the place, 46(48.6%) were raped at the rapist's home, 45(34.5%) were in unknown place and 5(3.9%) were in the rapist's friends home. (Table8)

**Table 8 perpetrators and the mechanism used to force among female housemaid students in Addis Ababa Ethiopia 2015 (n=451)**

<b>Variables</b>	<b>lifetime(n=129)</b>	<b>%</b>	<b>12month(n=68)</b>	<b>%</b>
<b>Perpetrator</b>				
Employer	42	32.6	37	54.4
Teacher	4	3.1	4	5.9
Broker	15	11.6	–	–
Friend	10	7.7	4	5.9
Neighbors	1	0.8	2	2.9
Cloth relative	10	7.7	1	1.5
By group	1	0.8	1	1.5
Unknown	46	35.7	19	27.9
<b>Mechanism used</b>				
Beating	15	11.6	3	4.4
Pointing a knife	13	10.1	5	7.4
Threats of harm	52	40.3	15	22
Forced drinking	40	31	35	50
gave me drugs	9	7	11	16.2
<b>Age of perpetrator</b>				
Same age	3	2.3	1	1.5
Older than me	52	40.3	7	10.3
Much Older than me	74	57.4	60	88.2
<b>Place</b>				
In employer home	46	35.6	27	39.7
School compound	2	1.6	3	4.4
Unknown place	45	34.9	15	22
Hotel	9	7	6	8.9
In the jungle	22	17	14	20.6
Perpetrators friends home	5	3.9	3	4.4

### **5.8. Bivariate and Multivariate analysis between dependent and independent variable among housemaid night students in Addis Ababa, Ethiopia 2015(n=451)**

In the bivariate analysis significant association was observed between the religion of the housemaid, monthly income, family income, employer education, and alcohol use by housemaid and employer. In the bivariate analysis that shows significant association were religion [(COR=3.825(1.267, 11.548)], housemaids whose family is poor were 0.367 times [(COR=0.367(0.159, 0.846)] less likely to get sexual violence than those housemaid families with better income. Housemaid whose employer educated diploma and above were 0.379 times [(COR=0.379(0.115, 0.9260)] less likely to get sexual violence than whose housemaid whose employer was illiterate. Housemaids who chew were 10 times [(COR=9.678(3.122, 30.005)] more likely to get sexual violence. But when we come to multivariate analysis religion, employer education, family income, chew chat of the housemaid and chat chewing of employer was not retained. When we see the variables in multivariate housemaids who receive monthly income <300birr were three times [(AOR=3.112(95%CI=1.484, 6.523)] more likely to get sexual violence than those housemaids whose monthly income is >450birr. Housemaids whose employer drunk alcohol were 14 times [(AOR=14.536(7.628, 27.703)] more likely to get sexual violence compared to those housemaids whose employer do not drink alcohol. **Table 9**

**Table 9 Bivariate and Multivariate analysis between dependent and independent variable among housemaid night students in Addis Ababa 2015 (n=451).**

Variable	Sexual violence(n=451)		Crude OR (95%CI)	Adjusted OR (95%CI)
	Yes (%)	No (%)		
<b>Religion</b>				
Orthodox	102(29.7)	242(70.3)	1	1
Muslim	17(34.7)	32(35)	3.825(1.267,11.548)*	0.840(0.196,3.594)
Protestant	5(12.2)	36(29.3)	1.275(0.385,4.223)	2.807(0.829,9.497)
Catholic	5(29.4)	12(70.6)	1.260(0.670,2.372)	0.840(0.196,3.594)
<b>Monthly income</b>				
>450	56(37.3)	94(62.7)	1	1
301-450	40(26.1)	113(73.9)	1.683(1.032,2.745)	2.265(1.115,4.602)
<300	33(22.3)	115(77.7)	2.076(1.248,3.454)*	<b>3.112 (1.484,6.523)*</b>
<b>Housemaid family income</b>				
Better	12(48)	13(952)	1	1
Average	54(30.9)	121(69.1)	2.068(0.886,4.828)*	1.971(0.628,6.191)
Poor	63(25.3)	188(74.9)	2.755(1.195,6.348)	2.753(0.882,8.592)
<b>Employer education</b>				
Illiterate	5(20.8)	19(79.2)	1	1
Primary	10(33.3)	20(66.7)	1.108(0.390,3.14)	0.473(0.76,2.963)
Secondary	10(43.5)	13(56.5)	0.583(0.254,1.342)	0.592(0.082,4.278)
Diploma and above	62(33)	126(67)	0.379(0.155,0.926)*	0.360(0.074,1.742)
<b>Housemaid drink</b>				
Yes	47(90.4)	5(9.6)	36.339(14.006,94.283)	41.260(13.753,123.782)
No	82(20.6)	317(79.4)	1	1
<b>Housemaid chat</b>				
Yes	14(77.8)	4(22.2)	9.678(3.122,30.005)*	8.010(1.300,49.336)
No	115(26.6)	318(73.4)	1	1
<b>Employer chat</b>				
Yes	44(60.3)	29(39.7)	5.230(3.087,8.862)*	2.113(0.958,4.657)*
No	85(108.1)	293(77.5)	1	1
<b>Employer drink</b>				
Yes	73(70.2)	31(29.8)	12.237(7.361,20.343)*	<b>14.536(7.628,27.703)*</b>
No	56(16.1)	291(83.9)	1	1

OR=Odds ratio

1-indicates the reference group \* Statistically significant p<0.05

## CHAPTER SIX

### DISCUSSION

The study assessed the prevalence and determinant factors of sexual violence among house maid students residing in Addis Ababa 2015. This study has showed that the prevalence of sexual violence among housemaid's students was 28.6%.

The prevalence of this study is lower than the study done in Ethiopia the reported prevalence was (59%) [23], the possible explanation for this could be a difference in the study setting. The finding of our study was higher than studies done in Oregon and Bangladesh which was (14%) and (7.97%) respectively[19,20]. This might be due to the fact that Addis Ababa is the capital city of Ethiopia were many housemaids migrant from different rural areas look for a job.

The prevalence of sexual violence in Srilanka was 48.8% [21] which is higher than this study the possible reason might be the studied housemaids were working out of their country.

Out of the sexually active participants, 31.8% started sexual activity as a result of rape. This indicates the severity of the problems where girls were forced into sex before they intend to do so. The lifetime attempted rape was found to be 48.1%. This result is found to be comparable with the study done in Bangladesh which 7.97% lifetime attempted rape [20]. Our finding on attempted rape is much higher than this. This might suggest that since they are night school students they are more vulnerable to attempted rape than others due to the nature of their schooling arrangement and time.

Our study revealed 35.7% of the victim do not known to their perpetrators. when we compare this finding to the result in Srilanka 48% Known by the victim [21], in USA 8 to 10 women know their aggressor [17] according to world report 1/3 of violence was performed person the victim know which is different from our finding this might be because they may fear to expose the person who attacked them. Most (89%) rape victims did not report to the legal body and health institution, because of feeling of guilt, shame and embarrassment.

The prevalence sexual harassment in the current study such as, unwelcome touching, unwelcome kissing 32.4% which is greater than to finding in Jimma high school students which is

unwelcome touching (31.1%) and unwelcome kissing 28.2% this is may be due to difference in study population[10].

In line with previous studies monthly income of the study participant were significantly associated with sexual violence. The study in Bangladesh House maid often comes across different types of abuse, humiliation and violence this is Due to severe poverty. [20] In Gahana poverty which marks the community all contribute to sexual violence against women, and girls.[12]when we compared the same is true in our study those housemaids with low income were three times more likely to get sexual violence[(AOR=3.112(95%CI=1.484, 6.523)]. The study in Bahir dar shows that most of attacks were by drunken male [29]. In our study 70.2% of housemaids were attacked by drunken males. This may be because alcohol may inhibit judgment and behavior via physiological mechanism and expose to loss of self-control and ability to process incoming information, making drinkers more to commit violence.

## **Strength and limitation of the study**

### **Strength**

1. The study was done to address marginalized group
2. The study can make a generalization on the study group
- 3 High response rate

### **Limitation**

1. Lack of adequate similar studies in our country to make more comparative discussion.
2. Since the study is cross –sectional it may not be strong to demonstrate direct cause and effect between dependent and independent variables.
3. since the study is only quantitative difficulties to get detail information.
4. The study did not address those who are at home.

## CHAPTER SEVEN

### CONCLUSION AND RECOMMENDATION

#### Conclusion

This study found that complete rape, attempted rape and sexual harassment were high. In addition one third of female students and half of female students reported that they have experienced sexual violence their life time and in the current year respectively. Factors associated with sexual violence were religion, monthly income, family income, perpetrator education level and chat chewing by the housemaid and the perpetrator. In addition low income of the housemaid and alcohol drinking by perpetrator was found to be a risk for sexual violence.

#### Recommendation

- The government has to work towards greater accountability to marginalized groups, especially for housemaid students in terms of protection and provision of basic services. .
- Empowering housemaid to develop self confidence through education, and improving their ability to find employment and income.
- Use peers to peer communication to develop skills on how to prevent violent individuals and friends.
- Local administrative and NGOs should work greatly on the impact of alcohol on house maids and surrounding community through social Medias and the government may need to review this issue and assess further among housemaids based on this based line information.

#### Recommendation for Addis Ababa city of Administration education bureau (AACAEB)

- To put in place, youth friendly counseling services
- To identify the gap in violence and setting feasible strategy to solve problem

- Using mini media in school to sensitize on how to prevent and protect students from violence
- Involve stakeholders in violence reduction and prevention

**Recommendation for Addis Ababa city of Administration health bureau (AACAHB)**

- To establish youth friendly center for consultation and proper treatment
- Sensitize students on how to report the event and handling complaints

**Recommendation for research**

Community based survey is recommended to assess the magnitude of sexual violence among housemaids not attending schools.

## References

1. World health organization (WHO). Violence against women: intimate partner and sexual violence against women, 2014. Accessed date 1/28/2015, 12:03pm
2. World health organization (WHO). Sexual violence and reproductive health 2015
3. Misganaw AC and Worku YA. Assessment of sexual violence among street females in bahir-dar town, North West Ethiopia a mixed method. BMC Health. 2013, 13:825
4. WHO violence against women a global health problem of epidemic proportion 2013.
5. Amira B, School-Gender violence in Africa: prevalence and consequence. Global journal of arts humanities and social science. 2014, 2(2):1-20
6. WHO Promoting gender equality to prevent violence against women. Geneva, 2009.
7. Mulugeta K, Vulnerability of domestic workers and legal protection. International institute of social studies. 2012. Accessed date 1/20/2015, 2:53pm
8. Zenebe M, Gebresilassie A, Assefa H. Magnitude and Factors Associated to Physical Violence among House Maids of Mekelle Town, Tigray, Northern, Ethiopia: A Cross Sectional Study. American Journal of Nursing Science. 2014, 3(6):105-109.
9. Getachew Y. Addis Ababa University of Graduate studies Cross sectional assessment of violence against female domestic workers in gulele sub-city for local level intervention 2012 Accessed date 15/01/2015, 12:48pm
10. Mekonen G, Aberash D sexual violence against school girls in Jimma Zone. Eth.j.Edu.Educ.&sc. 2007, (2):
11. Yemane B. Ending Domestic Violence against Women in Ethiopia. Ethiop J Health. 2004; 18(3):131-133
12. Wendy H, Messkoub M. Sexual violence Against women and their human rights in the wa municipality in upper west region of Ghana 2012. Accessed date 1/24/2015, 5:am
13. Naeemah A, Rachel J, Margaret H, et al. Sexual violence against intimate partners in Cape Town: prevalence and risk factors reported by men 2004; 82:330-337.
14. World Health Organization & World Health Organization Guidelines for medico-legal care of victims of sexual violence. (2003).
15. Abrahams N, Devries K, et al. Worldwide prevalence of non-partner sexual Violence: a systematic review: 2014 383(9920) p1648-1654
16. Rennison, C.M., Hispanic Victims of Violent Crime, 1993-2000, Bureau of Justice Statistics

Special Report, 2004 BJS.

17. World Health Organization Understanding and addressing violence against women 2012  
Accessed date 1/19/2015, 6:59am
- 18 Jewkes R et al. Gender inequitable masculinity and sexual entitlement in rape perpetration  
South Africa: findings of a cross-sectional study. PLoS ONE, 2011, 6(12)
- 19 Nakaishi L, Moss H, Weinstein M, et.al. Exploring workplace violence among home care  
workers in a consumer-driven home health care program 2013 61(10):441-50.
- 20 Tobarak K and Rashid S. Violence against Women: Nature, Causes and Dimensions in  
Contemporary Bangladesh, Bangladesh e-Journal of Sociology. 2013 10(1)79,
- 21 Tidball S. Migration of Sri Lankan women as housemaid to the middle east University of  
Nebraska - Lincoln, Third Annual Interdisciplinary Conference on Human Trafficking, 1-1  
2011.
- 22 Yibekal R. Violence Against Women in Ethiopia: The Case of #JusticeForHannaBy KM  
JusticeForHanna Addis Ababa Africa Democracy Ethiopia Hanna Lalango Violence Against  
Women Women's Rights 2014.
- 23 Sexual and gender based violence in Africa literature review Feb 2008 Accessed date  
1/28/2015, 4:31pm
- 24 Gessesew. A, Mesifin M. Rape and related health problem in Adigrat zonal hospital Tigray  
region Ethiopia. Ethiopian j. health 2004 18(3)
25. Asfaw M, Sexual Violence and its Consequence among Female Night School Students in  
Hawassa town, Southern Ethiopia: 2010 Accessed date 1/11/2015, 7:29pm
26. Lievore D. Recidivism of Sexual Assault Offenders: Rates, Risk Factors and Treatment  
Efficacy A report prepared for the Office of the Status of Women by the Australian Institute  
of Criminology 2004
27. World Health Organization/London School of Hygiene and Tropical Medicine. Preventing  
intimate partner and sexual violence against women: taking action and generating evidence.  
Geneva, World Health Organization, 2010. Accessed date 1/28/2015, 12:03pm

28. Yusuf L and Arulogun Factors Influencing Gender Based Violence among Men and Women in Selected States in Nigeria African Journal of Reproductive Health December 2011; 15(4):
29. Misganaw A & worku A among street female in Bahir dar town ,Ethiopia mixed method study BMC public health 2013,13:825
30. Markos J, Semahgn A , Birhanu B. Assessment of Sexual Violence and Associated Factors among High School Students in Harari Regional State, Harar Town, Eastern Ethiopia. Science Research. 2014, 2(5), 91-97.
- 31 Mulu G, Gizachew A, Amare D, et.al. prevalence of gender based violence and associated factors among female students of Menkorer high school in Debre Markos town, Northwest Ethiopia Science Journal of Public Health 2015; 3(1): 67-74 71
32. Shimekaw B, Megabiaw B, Alamrew Z.Prevalence and associated factors of sexual violence among private college female students in Bahir Dar city,NorthWesternEthiopia\*20135(6),1069-1075
33. Abbey A. Alcohol-Related Sexual Assault: A Common Problem among College Students\*Journal of studies on alcohol/supplement 2002.No.14,
34. World health organization and London school of hygiene and Tropical medicine 2010(94)
- 35.Ministry of justice:what works in sexual violence prevention and education July 2008 Accessed date 1/27/2015,3:01pm
36. World health organization: study on women's health and life events in Ethiopia, final core questionnaire (version 10.3) produced by World Health Organization multi-country study core team, adopted by Addis Ababa University and Umea University, 2002

## **ANNEX I:ENGLISH VERSION QUESTIONNAIRE**

### **I. Information sheet**

#### **Prevalence and determinants to sexual violence among house maids of Addis Ababa**

Greeting- Hello! My name is \_\_\_\_\_

This study is conducting by Mahilet Getachew, she came from Addis Ababa University College of health sciences and school of allied Health sciences, department of nursing and midwifery. She has permission from the university and Regional Health Bureau. The reason why she came here is to conduct a research on prevalence and determinants to sexual violence among house maids of Addis Ababa. The purpose of this study is to assess and identify prevalence and determinants to sexual violence among house maids of Addis Ababa. If you have experienced on this city (Addis Ababa) for six months and above your participation is very important to the outcome of the study. If so, you would like to participate on this self-administer questionnaire. This may take 30 minutes. All the information that you are going to provide me will remain confidential and you don't need to mention your name. For this reason, I kindly request you to give me your sincere and truthful answer. All this is completely on voluntary bases and you have the right to refuse from participation. Participation or non-participation and refusal to answer questions will have no effect on your life. If you have further questions or would like to know the results of this study, please feel free to contact the principal investigator; with the following address.

Mahilet Getachew Cell phone: +251 911 79 05 43

E-mail: bitagetmark@gmail.com

### **II.Consent form**

I have read all the process and the objective of the study and I have understood the same as written that includes informed about the purpose, advantage, and disadvantage of this study titled prevalence and determinants to sexual violence among house maids of Addis Ababa. I also understood that the research imposes no risk and no compensation would be provided to me. I have been told that if I feel discomfort to respond to any of the question, I feel free to drop it any time I

wish to do so. I have understood the information given and the participation is completely voluntary based. I have been told that my answers to the questions will not be given to anyone and not expect to write my name. Now I am giving my consent to participate in the study voluntarily.

Could I have your permission to continue?

1. Yes
2. No, Stop and thank the respondent.

Witness's signature certifying that the informed consent has been given.

Witness: Signature \_\_\_\_\_

Dated \_\_\_\_\_ Data collector:

Name \_\_\_\_\_ Signature \_\_\_\_\_ Dated \_\_\_\_\_

Result:

1. Questionnaire completed \_\_\_\_\_
2. Questionnaire partially completed \_\_\_\_\_
3. Participant refused \_\_\_\_\_
4. Others (please Specify) \_\_\_\_\_

Checked by Supervisor:

Name \_\_\_\_\_

Supervisor's Signature \_\_\_\_\_

Date \_\_\_\_\_

### III: English questionnaire

#### Questionnaire (English) Section 1: Socio demographic characteristics and other related questions

No	Questions	Coding category
101	How old are you?	_____
102	What is your religion?	1. Orthodox 2. catholic 3. Protestant 4. Muslim 5. Other( specify)_____
103	Marital status?	1. never married 2. Married 3. living with partner 4. Divorced 5. Widowed
104	Educational Level?	1. Grade 7 2. Grade 8
105	What is Your monthly income?	1. 100 to 300 birr 2. 301 to 450birr 3. 450 to 600birr 4. >600birr 5. Other specify _____
106	Where did you grow up?	1. Rural area 2. Urban area
107	How long have you lived in Addis Ababa?	1. ____years 2. ____months
108	Work experience?	2. ____years 2. ____months
109	Type agreement of employment with the employer	1. Contract 2. Daily 3. Permanent(skip to Q111)

110	If you are contractor daily with whom are you living currently?	1. Alone 2. With my family 3. With Husband/Boyfriend 4. With female friends
111	Are you currently married or have boyfriend?	1. YES, Married 2. YES, Boyfriend (but not married)
		If no Skip to Q 113
112	What is the educational status of your current male partner (husband or boy friend)?	1. Illiterate 2. Grade 1 – 8 3. Grade 9 – 12 4. Above grade 12 5. I don't know
113	Can you tell me why you chose working at housemaid for living?	1. Low socio economic status 2. family divorce 3. Self divorce (employee) 4. Death of parents 5. opposing early marriage 6. other _____
<b>Employees Family history</b>		
201	Are your father and mother living together currently?	1. YES 2. Divorced 3. Only Mother alive 4. Only Father alive 5. Both of them not alive
202	Father educational status	1. Illiterate 2. read and write only 3. 1-6 grade 4. 7-8 grade 5. 9-12 grade 6. certificate/diploma

		7. degree and above
203	mother educational status	1. Illiterate 2. read and write 3. 1-6 grade 4. 7-8 grade 5. 9-12 grade 6. certificate/diploma 7. degree and above
204	Do you think that you are receiving enough money according to your demand?	1. Yes 2. No
205	How do you perceive the income status of your family or guardian	1. Better 2. Average 3. Poor
206	When you need help or have a problem, can you usually count on family members for support?	1. Yes 2. No
<b>Part two: section on associated factors</b>		
301	Do you smoke?	1. Yes 2. No(skip to Q303)
302	If so how often do you smoke?	1. Regularly 2. Sometimes
303	Do You drink alcohol?	1. Yes 2. No(skip to 305)
304	If so how often do you drink?	1. Regularly 2. Sometimes
305	Do you chew chat?	1. Yes 2. No(skip to Q307)
306	If yes how often?	1. Regularly

		2. Sometimes
307	Do you take the following drugs like 1. cocaine, 2. shisha 3. marijuana	Yes No 1 2 1 2 1 2
<b>Employers characteristics</b>		
401	Employers education level	1. Illiterate 2. Primary school 3. Secondary school 4. Diploma and above 5. I don't know
402	Estimated employers economy	1. Better-off 2. Medium 3. Poor
403	Employers family size	1. Single 2. Husband and wife (2) 3. 3-5 4. 5-8 5. >8 6. I don't know
404	Employers occupation	1. Merchant 2. Government employee 3. Private worker 4. I don't know 5. Other specify _____
405	Are you happy with this family	1. Yes 2. Unhappy 3. I don't know
406	Have your employers ever chewed chat since you join this home?	1. YES 2. NO (skip to Q408)

407	How often does your employer chew chat?	<ol style="list-style-type: none"> <li>1. Every day or nearly every day</li> <li>2. Once or twice a week</li> <li>3. 1 – 3 times a month</li> <li>4. Occasionally, less than once a month</li> </ol>
408	Does your employer ever smoke tobacco/cigarette?	<ol style="list-style-type: none"> <li>1. YES</li> <li>2. NO (skip to Q410)</li> </ol>
409	How often does your employer smoke? Since you joined this Home?	<ol style="list-style-type: none"> <li>1. Every day or nearly every day</li> <li>2. Once or twice a week</li> <li>3. 1 – 3 times a month</li> <li>4. Occasionally, less than once a month</li> </ol>
410	Does your employers ever consumed alcohol (beer, areke, tella, tej) since you join this home?	<ol style="list-style-type: none"> <li>1. YES</li> <li>2. NO (skip to Q501)</li> </ol>
411	How often does your employers drink alcohol (beer, areke, tella, tej) since you joined this Home?	<ol style="list-style-type: none"> <li>1. Every day or nearly every day</li> <li>2. Once or twice a week</li> <li>3. 1 – 3 times a month</li> <li>4. Occasionally, less than once a month</li> </ol>
<b>Part three. Section on sexual history</b>		
501	Have you ever had sexual intercourse?	<ol style="list-style-type: none"> <li>1. Yes</li> <li>2. No (skip to Q 504)</li> </ol>
502	How old were you when you had Sexual intercourse for the first time?	____ (in year)
503	If response to Q.301 is yes how did you start sexual intercourse?	<ol style="list-style-type: none"> <li>1. In a marriage</li> <li>2. Personal desire</li> </ol>

		<ul style="list-style-type: none"> <li>3. Peer pressure</li> <li>4. Promising word from Partner</li> <li>5. For financial purpose</li> <li>6. For passing examination</li> <li>7. forced</li> <li>8. Others Specify _____</li> </ul>
504	Have you ever had forced sex without your consent in your life time?	<ul style="list-style-type: none"> <li>1. Yes</li> <li>2. No(skip to Q 525)_____</li> </ul>
505	If yes, for Q.504 Who was the perpetrator?	<ul style="list-style-type: none"> <li>1. employer</li> <li>2. Teacher</li> <li>3. broker</li> <li>4. friend</li> <li>5. Neighbors</li> <li>6. close relative</li> <li>7. By group</li> <li>8. Other(specify)_____</li> </ul>
506	If yes, for Q.504 What is the mechanism used to force you?	<ul style="list-style-type: none"> <li>1. Hit you</li> <li>2. Pointed a knife</li> <li>3. Pointed a gun</li> <li>4. Threats of harm</li> <li>5. Made you drunk</li> <li>6. Gave you drug</li> <li>7. Others specify _____</li> </ul>
507	How old was the perpetrator?	<ul style="list-style-type: none"> <li>1. Same age</li> <li>2. Older than me</li> <li>3. Much older than me</li> <li>4. Other (specify) _____</li> </ul>
508	If yes, for Q.504 Where was the place?	<ul style="list-style-type: none"> <li>1. my employer home</li> <li>2. school compound</li> </ul>

		3. in the jungle 4. Hotel 5. friends home 6. Others specify												
509	With whom did you share the event after you had unwanted sexual intercourse?	1. Nobody 2. A friend 3. Sister / Brother 4. Health Professionals 5. Parents 6. Other / Specify_____												
510	Did you report the event to the legal body after the event?	1. Did not inform 2. To kebele 3. To police 4. To elderly people 5. Women's affair 6. Other (specify)_____												
511	If, for question no.510 is not reported to anybody, why you kept the secret? 1. Do not know What to do 2. Afraid of parents 3. Afraid that it is shame 4. Afraid of the Perpetuator 5. The legal body is not helpful 6. Others / Specify	<table border="0"> <thead> <tr> <th>No</th> <th>Yes</th> </tr> </thead> <tbody> <tr> <td>1</td> <td>2</td> </tr> <tr> <td>1</td> <td>2</td> </tr> <tr> <td>1</td> <td>2</td> </tr> <tr> <td>1</td> <td>2</td> </tr> <tr> <td>1</td> <td>2</td> </tr> </tbody> </table>	No	Yes	1	2	1	2	1	2	1	2	1	2
No	Yes													
1	2													
1	2													
1	2													
1	2													
1	2													
512	Is there any action taken to the perpetuator?	1. Nothing 2. Imprisonment 3. Financial penalty 4. Financial compensation levied by elderly 5. Forced to marry												

		6. Other /Specify_____
513	Have you ever had forced sex without your consent in the last 12 months?	1. Yes 2. No(skip to Q.525)
514	If yes, for Q.513 Who was the perpetrator?)	1. Close relative 2. Teacher 3. Broker 4. employer 5. Neighbors 6. An unknown person 7. By group 8. Other(specify
515	If yes, for Q.513What is the mechanism used to force you?	1. Hit you 2. Pointed a knife 3. Pointed a gun 4. Threats of harm 5. Made you drunk 6. Gave you drug 7. Others specify_____
516	How old was the perpetrator?	1. Same age 2. Older than me 3. Much older than me 4. Other (specify)_____
517	If yes, for Q.513 Where was the place?	1. In employer home 2. school compound 3. in the jungle 4. Hotel 5. friends home

		6. Others specify _____												
518	With whom did you share the event after you had unwanted sexual intercourse?	1. Nobody 2. A friend 3. Sister / Brother 4. Health Professionals 5. Parents 6. Other / Specify _____												
519	Did you report the event to the legal body after the event?	1. Did not inform 2. To police 3. To kebele 4. To elderly people 5. Women's affair 6. Other legal bodies _____												
520	If, for question no.520 is not reported to anybody, why you kept the secret? 1. Do not know What to do 2. Afraid of parents 3. Afraid the public Reaction 4. Afraid of the Perpetuator 5. The legal body is not helpful 6. Others / Specify	<table border="0"> <thead> <tr> <th>Yes</th> <th>No</th> </tr> </thead> <tbody> <tr> <td>1</td> <td>2</td> </tr> <tr> <td>1</td> <td>2</td> </tr> <tr> <td>1</td> <td>2</td> </tr> <tr> <td>1</td> <td>2</td> </tr> <tr> <td>1</td> <td>2</td> </tr> </tbody> </table>	Yes	No	1	2	1	2	1	2	1	2	1	2
Yes	No													
1	2													
1	2													
1	2													
1	2													
1	2													
521	Is there any action taken to the perpetrator?	1. Nothing 2. Imprisonment 3. Financial penalty 4. Financial compensation levied by elderly 5. Forced to marry 6. Other /Specify _____												
522	Do you think that being night school student has an impact for your situation?	1. Yes 2. No												

523	How many times in your life time did you encountered such forced sex?	1. One times 2. Two times 3. Three time 4. Four times and above times																				
524	How many sexual partners have you ever experienced until now?	1. Nothing 2. One 3. Two 4. Three 5. Four or more																				
525	Have you had sexual intercourse in the last 12 months?	1. Yes 2. No																				
526	The following acts may happen to many women, did some one ever made to you? 1. Un wanted sexual act such as - - Verbal jokes /asked to have sex 2. Face unwelcome touching on your genital or breast etc. 3. Unwelcome kissing	<table border="1"> <thead> <tr> <th colspan="2">Lifetime</th> <th colspan="2">Last 12 months</th> </tr> <tr> <th>Yes</th> <th>No</th> <th>Yes</th> <th>No</th> </tr> </thead> <tbody> <tr> <td>1</td> <td>2</td> <td>1</td> <td>2</td> </tr> <tr> <td>1</td> <td>2</td> <td>1</td> <td>2</td> </tr> <tr> <td>1</td> <td>2</td> <td>1</td> <td>2</td> </tr> </tbody> </table>	Lifetime		Last 12 months		Yes	No	Yes	No	1	2	1	2	1	2	1	2	1	2	1	2
Lifetime		Last 12 months																				
Yes	No	Yes	No																			
1	2	1	2																			
1	2	1	2																			
1	2	1	2																			
527	Have you faced an attempted rape? If yes how do you manage to escape the attempt?	1. Did not face an attempted rape 2. By giving an appointment 3. By fighting 4. By shouting 5. By getting help from other person 6. By running 7. By frightening 8. By forming a gang 9. Other(specify)																				

# ANNEX II AMHARIC VERSION QUESTIONNAIRE

## Amharic information sheet

አዲስ አበባ ዩኒቨርሲቲ

ጠና ሳይንስ ኮሌጅ

ነርስ ት/ቤት

በሴት ልጆች ለሚደርሰው የወሲባዊ ጥቃትና ትንኮሳ ለማጥናት የተዘጋጀ መጠይቅ

መተማመኛ ቅጽ

ስም----- ነገር በአዲስ አበባ ዩኒቨርሲቲ ተማሪ ስሆን በሰት ተማሪዎች ላይ የሚታዩት የማህበራዊና የጠና ችግሮች አወቆ መፍትህ ለማስገኘት ይረዳ ዘንድ በአሁኑ ጊዜ በሴት ተማሪዎች ላይ ስለሚደርስ የወሲብ ጥቃት /ትንኮሳ በተመለከተ በአዲስ አበባ ዩኒቨርሲቲ ስር ጥናት እየተካሄደ ነው።በዚህም ላይ እንድትሳተፉ ሙሉ ፈቃደኝነትን እንጠይቃለን።

ጥናቱ በርካታ በግል ህይወት ዙሪያ ጥያቄዎች አሉት ስለዚህ ጥናቱ በትክክል የታለመለትን ግብ እንዲመታ ያንቺን ከፍተኛ ትብብር ይፈልጋል።ስለዚህ የግልሽን እዉነተኛ የህይወት ገጠመኞች በቅንነትና በታማኝነት ታሰፍሪ ዘንድ ከፍተኛ ትብብርሽን እንጠይቃለን።

የምትሰጧቸው መልሶች በሚስጥር የተጠበቁ ይሆናሉ።ስለዚህም ወረቀቱ ላይ አይሰፍርም ።ይህንንም ፎርም በምትሞይበት ጊዜ የግልሽን ሃሳብ ለብቻሽ ሆነሽ መሙላት ያስፈልጋል።አጠቃላይ መጠይቁን ለመሙላት በግምት 30 ደቂቃ ሊፈጅ ይችላል።በምርምሩ ዙሪያ አስተያየት ወይም ጥያቄ ካለሽ ከታች ባለው አድራሻ መጠየቅ ይቻላል።

አድራሻ:- ስልክ- 0911790543

ኢሜይል - bitagetmark@gmail.com

እናመሰግናለን

## II.Amharic consent form

አዲስ አበባ ዩኒቨርሲቲ

የህክምና ፋክልቲ

መግቢያ

እንደምን ነሽ

ስሜ \_\_\_\_\_ ይባላል። ከአዲስ አበባ ዩኒቨርሲቲ የህክምና ፋክልቲ ጠና ሳይንስ ትምህርት ቤት ጋር በመተባበር በወሲብ ጥቃትና መንስኤዎቹ ዙሪያ በተማሪዎች ላይ ጥናት እያደረግን ነው። ያንቺ ተሳትፎ ለዚህ ጥናት ጥሩ ውጤት ያስገኛል።

ጥናቱ በርካታ በግል ህይወት ዙሪያ ጥያቄዎች አሉት ስለዚህ ጥናቱ በትክክል የታለመለትን ግብ እንዲመታ ያንቺን ከፍተኛ ትብብር ይፈልጋል። የምትመልሺው የግል መልሶችሽ በጥንቃቄና በሚስጥር የተጠበቁ ይሆናሉ። ለዚህም ሲባል በመጠየቁ ላይ ስምሽን መጻፍ አይጠበቅብሽም። ጥናቱ በፍቃደኝነት የሚከናወን ሲሆን በማንኛውም ጊዜ ያለመሳተፍ መብት አለሽ ሆኖም ከዚህ ጥናት የሚገኘው ውጤት ወጣቶች ላይ የሚደርሰውን ወሲባዊ ጥቃት ለመከላከል ስለሚረዳ ተሳትፎሽ እናበረታታለን። ስለምትሰጩን ቅን እና እውነተኛ ምላሽ በጣም እናመሰግናለን።

የስምምነት ማረጋገጫ

ስለዚህ መጠይቁን ለመሙላት/ለመመለስ ፈቃደኛ ነሽ

አዎ \_\_\_\_\_

አይደለሁም \_\_\_\_\_

**III: Amharic Version Questionnaire**

የአማርኛ መጠይቅ

ማህበራዊ ሁኔታ መረጃ

ተ.ቁ		መልስ
101	እድሜሽ ስንት ነዉ?	_____ አመት
102	የየትኛዉ ሃይማኖት ተከታይ ነሽ?	1.ኦርቶዶክስ 2. ካቶሊክ 3.ፕሮቴስታንት 4.ሙስሊም 5.ሌላ(ይጠቀሽ) _____
103	የጋብቻ ሁኔታ?	1.ፈጽሞ አላገባሁም 2.አግብቻለሁ 3.ያለ ህጋዊ ጋብቻ አብሮ መኖር 4.የተፋታ 5.የሞተበት
104	የስንተኛ ክፍል ተማሪ ነሽ?	1.7 <sup>ኛ</sup> 2.8 <sup>ኛ</sup>
105	የወር ገቢሽ ምን ያህል ነዉ?	1.100-300 ብር 2.350-450ብር 3.450-600ብር 4.>600ብር 5.ሌላ ካለ ጥቅሽ _____
106	ያደግሽበት አካባቢ የት ነዉ?	1.ገጠር አካባቢ 2 ከተማ
107	አዲስ አበባ ዉስጥ ለምን ያህል ጊዜ ኖርሽ?	1. _____ አመታት 2. _____ ወራት
108	የስራ ልምድ?	1. _____ አመታት 2. _____ ወራት
109	ከአሰሪሽ ጋር ስራ ለመስራት የተዋዋልሽዉ?	1.በኮንትራት 2.በተመላላሽ 3 በቁዋሚነት(ወደ ጥያቄ 111)
110	በተመላላሽ ወይም በኮንትራት ምትሰሪ ከሆነ አሁን አሁን ምትኖሪዉ ከማን ጋር ነዉ?	1.ብቻየን 2.ከቤተሰብ ጋር 3.ከባለቤቴ/ከወንድ ጉዋደኛየ ጋር

		4.ከሴት ጉዋደኛዎ ጋር
111	በአሁኑ ጊዜ አግብተኛል ዎይስ የወንድ ጉዋደኛ አለሽ?	1.አዎ - አግብቻለሁ 2.አዎ-ጉዋደኛ አለኝ(ግን አላገባሁም)
		ከሌለ ወደ ጥያቄ 113
112	የባለቤትሽ ወይም የጉዋደኛሽ የትምህርት ደረጃ ምን ያህል ነው?	1.ያልተማረ 2.ከ1-8 3ከ9-12 4.ከ12ኛ ክፍል በላይ 5.አላወቅም
113	እቤት ውስጥ እንድትሰሪ ያደረገሽ ምንድነው?	1.ዝቅተኛ ገቢና ማህበራዊ ህይወት 2.በቤተሰብ ፍቺ ምክንያት 3.በራሴ ፍቺ 4.የቤተሰብ በሞት መለየት 5.ያለ እድሜ ጋብቻ በመቃዎሜ 6.ሌላ ካለ ጥቅሽ _____
የቤተሰብ ታሪክ		
201	እናት እና አባትሽ በአሁኑ ሰአት አብረው ነው ሚኖሩት?	1.አዎ 2.ተለያይተዋል 3.እናቴ ብቻ ነች በህይወት ያለችው 4.አባቴ ብቻ ነው በህይወት ያለው 5.ሁለቱም በህይወት የሉም
202	የአባትሽ የትምህርት ደረጃ?	1.ያልተማረ 2.ማንበብና መጻፍ ብቻ 3ከ.1-6 ክፍል 4.ከ7-8 ክፍል 5.ከ9-12 ክፍል 6.ሰርተፊኬት/ዲፕሎማ 7.ዲግሪ እና ከዛ በላይ
203	የእናትሽ የትምህርት ደረጃ?	1.ያልተማረች 2.ማንበብና መጻፍ ብቻ 3ከ.1-6 ክፍል 4.ከ7-8 ክፍል

		5.ከ9-12 ክፍል 6.ሰርተፊኬት/ዲፕሎማ 7.ዲግሪ እና ከዛ በላይ
204	ምታገኝዉ ገንዘብ ከፍላጎትሽ አንጻር በቂ ነዉ ብለሽ ታስቢያለሽ?	1.አዎ 2.አይደለም
205	የቤተሰብሽን ገቢ እንዴት ታይዋለሽ?	1.ደህና 2.መካከለኛ 3.ዝቅተኛ
206	የሆነ ትግር ቢገጥምሽና እርዳታ ቢያስፈልግሽ ቤተሰብን እርዳታ ትጠይቁያለሽ?	1.አዎ 2.አልጠይቅም
ከእጽ ጋር በተያያዘ ያሉ ባህሪያቶች		
301	ሲጋራ ታጨሻለሽ?	1 አዎ 2 አላጨሰም(ወደ ጥያቄ 303)
302	ምታጨሽ በምን ያህል ጊዜ ነዉ ምታጨሽዉ?	1.በየቀኑ 2.አልፎ አልፎ
303	መጠጥ ትጠጨያለሽ?	1 አዎ 2 አልጠጣም(ወደ ጥያቄ 305)
304	መጠት ምትጠጭዉ በምን ያህል ጊዜ ነዉ?	1.በየቀኑ 2.አልፎ አልፎ
305	ጫት ትቅሚያለሽ?	1 አዎ 2 አልቅምም(ወደ ጥያቄ 307)
306	ከቃምሽ በምን ያህል ጊዜ?	1.በየቀኑ 2.አልፎ አልፎ
307	የሚከተሉትን ነገሮች ትወስዷልሽ? 1.ኮኬን 2.ቪሻ 3.ማርዋና	አዎ አይደለም 1 2 1 2 1 2
የአሰሪዉ ባህሪያት		
401	የአሰሪሽ የትምህርት ደረጃ?	1. ያልተማረ 2. የመጀመሪያ ደረጃ 3. ሁለተኛ ደረጃ 4. ዲፕሎማና ከዛ በላይ

		5.አላዉቅም
402	በግምት የአሰሪሽ ገቢ?	1.ከፍተኛ 2 መካከለኛ 3.ዝቅተኛ
403	የቤተሰቡ ብዛት?	1.አንድ ብቻ 2 ባልና ሚስት 3 3-5 4.4-8 5> 8 6.አላዉቅም
404	የአሰሪሽ ስራዉ?	1.ነጋዴ 2.የመንግስት ሰራተኛ 3.የግል ሰራተኛ 4.አላዉቅም 5 ሌላ ካለ ይግለጹ _____
405	በዚህ ቤተሰብ ዉስጥ ስትኖሪ ደስተኛ ነሽ?	1. አዎ 2.ደስተኛ አይደለሁም 3 አላዉቀዉም
406	እዚህ ቤት ከገባሽ አሰሪሽ ሲጋራ ያጨሳል?	1 አዎ 2 አያጨስም(ወደ ጥያቄ 408)
407	የሚያጨስ ከሆነ በምን ያህል ጊዜ ነዉ ሚያጨሰዉ?	1በየቀኑ 2በሳምንት አንዴ 3 በወር 1-3 ጊዜ 4 አንዳንዴ
408	እዚህ ቤት ከገባሽ አሰሪሽ መጠጥ ይጠጣል(ቢራ፣ጠላ፣አረቄ...)	1 አዎ 2 አይጠጣም(410)
409	የሚጠጣ ከሆነ በምን ያህል ጊዜ ይጠጣል?	1በየቀኑ 2 በሳምንት አንዴ 3 በወር 1-3 ጊዜ 4 አንዳንዴ
410	እዚህ ቤት ከገባሽ አሰሪሽ ጫት ይቅማል?	1 አዎ 2 አይቅምም(ወደ ጥያቄ 501)

411	የሚቆም ከሆነ በምን ያህል ጊዜ ይቆማል?	1 በየቀኑ 2 በሳምንት አንዴ 3 በወር 1-3 ጊዜ 4 አንዳንዴ
ከተቃራኒ ጾታ ጋር ያለ ግንኙነት		
501	የግብረ ስጋ ግንኙነት አድርገሽ ታወቂያለሽ?	1.አዎ 2.አድርጌ አላወቅም(ወደ ጥያቄ 504)
502	የመጀመሪያ ጊዜ ግንኙነት ያደረግሽዉ በስንት አመትሽ ነበር	በ _____ አመት
503	በመጀመሪያ ግንኙነት እንድታደርጊ የገፋፋሽ ምን ነበር?	1.በትዳር 2.በግል ፍላጎት 3 በጉዋደኛ ተገፋፍቼ 4 በሚያባብል ቃል ተቃልዬ 5.ለገንዘብ ብዩ 6.ፈትና ለማለፍ 7.ሌላ(ይጠቀስ) _____
504	በህይወት ዘመንሽ ዉስጥ የአስገዳዶ መደፈር ጥቃት ደርሶብሽ ያዉቃል?	1.አዎ 2.አልደረሱብኝም(ወደ ጥያቄ 525)
505	ለጥያቄ 504 ምላሽዎ አዎ ከሆነ አስገዳጁ ማነዉ?	1.አሰራሽ 2 አስተማሪ 3ድላላ 4.ጉዋደኛ 5.ጎረቤት 6 .የቅርብ ዘመድ 7.በቡድን 8.ሌላ(ይጠቀስ) _____
506	ለጥያቄ 504 ምላሽዎ አዎ ከሆነ የደፈረሽ ሰዉ ለማስገደድ ምን ተተቀመ?	1.በሀይል በመደብደብ 2 በስለት በማስፈራራት 3በመሳሪያ በማስፈራራት 4 በቃላት በማስፈራራት 5.በመጠጥ በማስከር 6.በእጽ በማደንዘዝ

		7 ሌላ ካለ ይገለጽ _____																		
507	ለጥያቄ ቁጥር 504 የደፈረሽ ሰው እድሜ በግምት ስንት ይሆናል?	1 እኩያየ ይሆናል 2 ከእኔ ትንሽ ከፍ ይላል 3 ከእኔ በጣም ይበልጣል 4. ሌላ ካለ ይገለጽ _____																		
508	ለጥያቄ ቁጥር 504 አስገድዶ መደፈር የገጠመሽ የት ቦታ ነው?	1 በምሰራበት ቤት ውስጥ 2 በትምህርት ቤት አካባቢ 3 ጫካ ውስጥ 4 ሆቴል 5 በጉዋደኞቹ ቤት 6 ሌላ ካለ ይጥቀሱ _____																		
509	ከተደፈርሽ በኋላ ችግርሽን ለማን አካፈልሽ?	1 ለማንም 2 ለጉዋደኛ 3 ለእህት/ለወንድም 4 ለጠና ባለሙያ 5 ለወላጆቹ 6. ሌላ ካለ ግለጽ _____																		
510	ችግሩን ለየትኛው ህጋዊ አካል አመለከትሽ?	1 አላመለከትኩም 2 ለቀበሌ 3 ለፖሊስ 4 ለሀገር ሽማግሌ 5 ለሌሎች ጉዳይ 6 ሌላ ካለ ግለጽ _____																		
511	ለተራ ቁጥር 510 መልስ ለማንም አላመለከትኩም ከሆነ ለምን ዝም አልሽ? 1 ምን ማድረግ እንዳለብኝ አላወቅም 2 ቤተሰቦቼን በመፍራት 3 ነዉር በመሆኑ ፈራሁኝ 4 ደፋሪዉ ስላስፍራራኝ 5 ፖሊስ አይቀበለኝም በማለት 6 ሌላ ካለ ይገለጽ	<table border="0"> <tr> <td></td> <td>ነዉ</td> <td>አይደለም</td> </tr> <tr> <td>1</td> <td>1</td> <td>2</td> </tr> <tr> <td>2</td> <td>1</td> <td>2</td> </tr> <tr> <td>3</td> <td>1</td> <td>2</td> </tr> <tr> <td>4</td> <td>1</td> <td>2</td> </tr> <tr> <td>5</td> <td>1</td> <td>2</td> </tr> </table>		ነዉ	አይደለም	1	1	2	2	1	2	3	1	2	4	1	2	5	1	2
	ነዉ	አይደለም																		
1	1	2																		
2	1	2																		
3	1	2																		
4	1	2																		
5	1	2																		

512	የደፈረሽ ሰዉ ምን ተቀጣ?	1 ምንም 2 እስራት 3 የገንዘብ ቅጣት 4.በሽማግሌ የገንዘብ ካሳ እንዲከፍልተደረገ 5 ሌላ ካለ ይገለጽ _____
513	ላለፉት 12 ወራት ዉስጥ አሰገድዶ መደፈር ደርሶብሻል?	1 አዎ 2 አልደረሰብኝም(ወደ ቁጥር 525)
514	ለጥያቄ 513 መልስሽ አዎ ከሆነ አሰገዳጁ ማነዉ?	1.የቅርብ ዘመድ 2 አስተማሪ 3ድላላ 4.ጉዋደኛ 5.ጎረቤት 6 አሰሪሽ 7.በቡድን 8.ሌላ(ይጠቀስ)
515	ለጥያቄ 513 መልስሽ አዎ ከሆነ የደፈረሽ ሰዉ ለማስገደድ ምን ተጠቀመ?	1.በሀይል በመደብደብ 2 በስለት በማስፈራራት 3በመሳሪያ በማስፈራራት 4 በቃላት በማስፈራራት 5.በመጠጥ በማስከር 6.በእጽ በማደንዘዝ 7 ሌላ ካለ ይገለጽ
516	ለጥያቄ ቁጥር 513 የደፈረሽ ሰዉ እድሜ በግምት ስንት ይሆናል?	1 እኩያየ ይሆናል 2ከእኔ ትንሽ ከፍ ይላል 3 ከእኔ በጣም ይበልጣል 4.ሌላ ካለ ይገለጽ
517	ለጥያቄ ቁጥር 513 አሰገድዶ መደፈር የገጠመሽ የት ቦታ ነዉ?	1በምሰራብት ቤት ዉስጥ 2 በትምህርት ቤት አካባቢ 3 ጫካ ዉስጥ 4 ሆቴል 5 በጉዋደኞቼ ቤት

		6.ሌላ ካለ ይጥቀሱ _____
518	ከተደፈርሽ በኩላ ቸግርሽን ለማን አካፈልሽ?	1 ለማንም 2 ለጉዋደኛ 3 ለእህት/ለወንድም 4 ለጠና ባለሙያ 5 ለወላጆቼ 6.ሌላ ካለ ግለጽ _____
519	ቸግሩን ለየትኛው ህጋዊ አካል አመለከትሽ?	1 አላመለከትኩም 2 ለቀበሌ 3 ለፖሊስ 4 ለሀገር ሽማግሌ 5 ለሴቶች ጉዳይ 6 ሌላ ካለ ግለጽ _____
520	መልስ ለማንም አላመለከትኩም ከሆነ ለምን ዝም አልሽ? 1 ምን ማድረግ እንዳለብኝ አላወቅም 2 ቤተሰቦቼን በመፍራት 3 ነገር በመሆኑ ፈራሁኝ 4 ደፋሪው ስላስፍራራኝ 5 ፖሊስ አይቀበለኝም በማለት 6 ሌላ ካለ ይገለጽ	ነገር አይደለም 1 2 1 2 1 2 1 2 1 2
521	የደፈረሽ ሰው ምን ተቀጣ?	1 ምንም 2 እስራት 3 የገንዘብ ቅጣት 4 በሽማግሌ የገንዘብ ካሳ እንዲከፍልተደረገ 5 ሌላ ካለ ይገለጽ _____
522	የማታ መማር ለአስገድዶ መደፈር አስተዋጾ አለው ብለሽ ታስቢያለሽ?	1 አዎ 2 የለውም
523	በህይወት ዘመንሽ ምን ያህል የመደፈር አደጋ ገጥሞሻል?	1 ምንም 2 አንድ ጊዜ 3 ሁለት ጊዜ 4 ሶስት ጊዜ

		5ኦራት ጊዜ እና ከዛ በላይ																				
524	እስካሁን ድረስ ስንት የወሲብ ጉዋደኞች አሉሽ?	1.ምንም 2 አንድ 3.ሁለት 4.ሶስት 5.አራት እና ከዛ በላይ																				
525	ባለፉት 12 ወራት ውስጥ የግብረ ስጋ ግንኙነት አድርገሽ ታወቁያለሽ	1አዎ 2 አላወቅም																				
526	ከዚህ ብታች የተዘረዘሩት አንዳንድ ሴቶች የገጠማቸው ሁኔታዎች ናቸው አንቺስ ማንኛውም የሚከተሉትን ነገሮች ፈፅሞብሽ ያወቃል?  1 በቃላት በቀልድ ያልተፈለገ የወሲብ ጥያቄ 2 ያልተፈለገ ጾታዊ ትንኮሳ ጡት መንካት... 3 አስገድዶ የመሳም	<table border="0"> <tr> <td colspan="2">በህይወት ዘመን</td> <td colspan="2">ባለፈው 1 አመት</td> </tr> <tr> <td>አዎ</td> <td>አይደለም</td> <td>አዎ</td> <td>አይደለም</td> </tr> <tr> <td>1</td> <td>2</td> <td>1</td> <td>2</td> </tr> <tr> <td>1</td> <td>2</td> <td>1</td> <td>2</td> </tr> <tr> <td>1</td> <td>2</td> <td>1</td> <td>2</td> </tr> </table>	በህይወት ዘመን		ባለፈው 1 አመት		አዎ	አይደለም	አዎ	አይደለም	1	2	1	2	1	2	1	2	1	2	1	2
በህይወት ዘመን		ባለፈው 1 አመት																				
አዎ	አይደለም	አዎ	አይደለም																			
1	2	1	2																			
1	2	1	2																			
1	2	1	2																			
527	ተደፍረሽ የማያወቅ ከሆነ ሙከራ ተደርጎብሽ ያወቃል እንዴትስ አመለጥሽ?	1.የመደፈር ሙከራ ተደርጎብኝ አያወቅም 2 ሌላ ቀጠሮ በመስጠት 3 በመታገል 4 በመጮህ 5 በሌሎች ሰዎች እርዳታ 6 ሮጦ በማምለጥ 7 በማስፈራራት 8 በቡድን በመተጋገዝ 9 ሌላ ካለ ይግለጹ_____																				

**አመሰግናለሁ!!!**



## DECLARATION

I, the undersigned, declared that this thesis is my original work and has not been presented for a degree in this or any other university, and all source materials used for the thesis have been fully acknowledged.

Name of the student: Mahilet Getachew Bezabhe

Signature: \_\_\_\_\_

Place: Addis Ababa

Date of submission: \_\_\_\_\_

This thesis has been submitted for examination with my approval as university advisor.

Advisor Name: Dr Amsale Cherie (BSc, MSc,Phd)

Signature \_\_\_\_\_

Date \_\_\_\_\_