



**ADDIS ABABA UNIVERSITY  
COLLEGE OF HEALTH SCIENCES  
SCHOOL OF PUBLIC HEALTH**

**Sexual Violence and its Consequence among Female Night School Students  
In Hawassa town, Southern Ethiopia: A cross-sectional study**

By **Medhanit Asfaw (Bsc in PH)**

ADVISOR

**Mitike Molla (PhD)**

**A Thesis Submitted to the School of Graduate Studies, Addis Ababa University  
As Partial Fulfillment of the Requirement for the Degree of Master of Public Health**

June 2010

Addis Ababa. Ethiopia

## **Acknowledgement**

First of all I would like to extend my deepest gratitude and appreciation to my advisor Dr. Mitike Molla for her valuable and constructive comments throughout the research process.

My special thanks goes to COHRA for their financial support to this study. My special thanks go to Dr Negussie Deyessa and Dr Alemayehu Worku for the valuable comments and support whenever I am in need. I would like also to express my heartfelt gratitude to the study subject without whose consents and provision of required information this research work could not be realized.

My heartfelt thanks goes to my dear mom Ayelech Zewde and dad Asfaw Ashengo. I am also grateful to all my families especially, to my brother Abiy Simion, Gizaw Simion, to my sister Mekedes Asfaw and to their family for their support throughout the study. Last but not the list I would like to thanks my best friends for their moral support.

## **Table of contents**

### **Contents**

Acknowledgement .....	i
Table of contents.....	ii
List of Tables .....	iv
List of Figures.....	v
Acronym .....	vi
Abstract .....	vii
Introduction.....	1
1.1 Background .....	1
1.2 Statement of the problem .....	3
1.3 Rationale of the study.....	4
2. Literature review.....	5
2.1 The magnitude of sexual violence among female students.....	5
2.2 Factors associated with sexual violence.....	6
2.3 Consequence of sexual violence .....	8
3. The Objectives of the study .....	11
3.1 General objective.....	11
3.2 Specific objective .....	11
4. Methodology.....	12
4.1 Study area and period.....	12
4.2 The Study design.....	12
4.3 Study population- .....	12
4.4 Sample size determination .....	12
4.5 Sampling procedures .....	13

4.6 Data collection.....	15
4.7 Operational definitions.....	16
4.8 Data analysis procedures.....	16
4.9 Variable and coding .....	16
4.10 Study variables .....	17
4.11 Data quality management.....	17
4.12 Ethical considerations .....	17
5. Results.....	18
5.1 Socio-demographic characteristics.....	18
5.2 Magnitude of sexual violence .....	23
5.3 Consequences of sexual violence.....	27
5.4 Factors related to sexual violence .....	28
6. Discussion.....	31
7. Conclusion .....	35
8. Recommendation .....	36
9. Strength.....	37
10. Limitation.....	37
11. References.....	38
12. ANNEXES.....	42

## List of Tables

Table1:Socio-demographic characteristic of female students in Hawassa town, Feb 2011(n=516) .....	19
Table2:Family history of female students in Hawassa town, Feb 2011(n=516) .....	20
Table3:Substance Use among Female Night Time Students in Hawassa Town, Feb 2011(n=526).....	21
Table 4:Sexual history among female night time students in Hawassa Town, Feb 2011 .....	22
Table5:Magnitude of various forms of Sexual Violence among Female Night Time Students in Hawassa, Feb 2011. (n=516) .....	24
Table6:Perpetrators and the mechanism used to force among female students in Hawassa, Feb 2010.....	25
Table7:Logistic regression results showing the association between lifetime rape and selected variables in Hawassa, Feb 2010.....	30

## List of Figures

Figure 1:Diagrammatic presentation of sampling procedure in Hawassa, Feb2011 .....	14
Figure2:Reasons to have first sexual initiation among female students in Hawassa, Feb 2011(n=251) .....	23
Figure3:Mechanisms used to escape attempted rape among night school female students in Hawassa, Feb 20115.2.1 Perpetrators of sexual violence .....	24
Figure4:Reasons not to report the situation to the legal body among night school female students in Hawassa, Feb 2011 .....	27
Figure5:Reported psychological consequences of rape among night school female students in Hawassa, Feb 2011(n=72).....	28

## **Acronym**

AIDS:	Acquired Immune Deficiency Syndrome
HIV:	Human Immune deficiency Virus
IPV:	Intimate Partner Violence
STIs:	Sexually Transmitted Infections
WHO:	World Health Organization
UNAIDS:	United Nations Program on AIDS
UNICEF:	United Nations Children's Fund
UN:	United Nation
SNNPR:	Southern Nation Nationalities and Peoples' Region
SPH	School of Public Health
AAU	Addis Ababa university
SPSS	Statistical Package for Social Scientists
CORHA	The Consortium of Reproductive Health Associations

## **Abstract**

**Background:** Several school based studies indicated that female students are vulnerable to sexual violence in Ethiopia. In some parts of the country, sexual violence among female students reached up to 21.2%. However, there is still a knowledge gap about the magnitude of sexual violence among female night school students in Ethiopia.

**Objective:** The aim of this study was to assess level of sexual violence and its consequence among night time school students in Hawassa town.

**Methodology:** A cross-sectional study was conducted to assess the prevalence of sexual violence among female night school students in Hawassa town involving 520 randomly selected students from 11 junior primary school and three high schools from December 2010 to Feb 2011.

**Results:** The finding of this study indicated that 14% of the students were raped at list once in their life time while 26.6% faced an attempted rape. Most of the students 83% reported to have faced sexual harassment in their lifetime. The odd of experiencing lifetime rape were higher among female students who drink alcohol, had more than two sexual partners and who were raised in rural areas. Among the victims of completed lifetime rape, n= 24(33.3%) had experienced unwanted pregnancy, n=25 (34.7%) reported injury around the genitalia, n=8 (11.1%) had reported unusual vaginal discharge, n=1(1.4%) experienced swelling around the genitalia and n=12 (16.7%) had abortion. psychological outcomes like unhappiness, suicidal ideation and suicidal attempt were reported by 45.8%, 8.3% and 11.1% of the rape victims; respectively.

**Conclusion:** Female night school students are highly vulnerable to unwanted pregnancy, sexually transmitted infections including HIV due to sexual violence. The problem is high among female students which are extending beyond self harm to other parts of the public. Appropriate intervention shall be in place by participating every concerned party including parents, teachers and other community members to halt the practice especially among night school female students.

## **Introduction**

### **1.1 Background**

World report on violence and health define violence as the intentional use of physical force or power, threatened or actual, against oneself, another person, or against a group or community that either results in or has a high likelihood of resulting in injury, death, psychological harm, maldevelopment or deprivation (1).

There are many forms of violence against women; sexual violence is the most common form of it which include rape, coercion, abuse using physical force, verbal threats, harassment to have sex, unwanted touching or physical advances, forced participation in pornography or other degrading acts that often persist over time and are accompanied by threats on part of the perpetrator (2-5).

Sexual violence is defined by WHO as any sexual act, attempt to obtain a sexual act, unwanted sexual comments or advances, or acts to traffic, or otherwise directed, against a person's sexuality using coercion, by any person regardless of their relationship to the victim, in any setting, including but not limited to home and work (1). In schools, this may involve sexual harassment, aggressive or unsolicited sexual advances, assault, forced sex or rape. Rape is the most extreme forms of sexual violence, applies to all pressurized and unwanted sexual experiences, whether or not physical force is involved (6).

Violence against women is the world's most prevalent, pervasive, and systemic problem. It is a problem without borders, a universal scourge on women and their families that knows no geographical boundaries, culture or wealth (1, 7). Data from country and local studies indicate that, in some parts of the world at least one woman in every five has suffered an attempted or completed rape (7, 8). At least one in three women worldwide will be beaten, coerced into sex, or otherwise abused in her lifetime with the abuser usually someone known to her. According to WHO between 7 and 48 % of girls and young women age 10-24 years report their first sexual encounter as coerced. Most victims of sexual violence are aged less than 25 years of age (9).

Studies also indicated that the health impacts of sexual violence is more severe because it is linked to some of the most intractable reproductive health issues of our time including unwanted pregnancy, high risk sexual behaviors, sexually transmitted infections including HIV/AIDS, unsafe abortions and maternal mortality (10).

Different studies provided evidence that sexual violence is common at schools (11, 12). A cross-sectional school based survey from 2591 students in Viet Nam, reported 18.5% of female students had experienced sexual abuse (13). Studies done among school pupil in different sub-Saharan countries showed the same truth; a study undertaken in South Africa indicated that 2.9% of students had been forced to have sex (14).

The situation in Ethiopia is not different from other African countries where several studies had documented worst scenario. According to the study conducted in Jimma among school girls reported that, 13% and 9.1% of girls faced completed rape and attempted rape respectively in their life time (15).on the other hand,a study among school youth in Jimma showed that 15.3% of the youth had experienced rape and 17.7% had experienced attempted rape (16). High rates of sexual violence have similarly been reported in Addis Ababa from the study on factors contributing to sexual violence against female high school students, 21.2% and 25.5% of girls experienced rape and attempted rape respectively (17).

However, there is a paucity of research among young adults attending night school. Focusing among young adults of Hawassa night school elementary and high school students, this study planned to assess the magnitude of sexual violence and its consequences.

## **1.2 Statement of the problem**

Sexual violence is pervasive at every stage of women life cycle. However, adolescents have higher rate of victimization as compared to other age groups. Adolescent girls and young women are disproportionately affected because of their low level of literacy status, traditional gender norm and other factors.

Several studies among the youth have shown that they are affected by sexual violence and misconception about sexual violence and its consequence is high (14, 18-22). Especially those students who attend night time classes are highly exposed to sexual violence.

Ethiopia has one of the highest prevalence of both sexual and physical violence by an intimate partner (23). Sexual violence has a significant impact on physical, mental health and associated with an increased risk for sexual and reproductive problems, with both immediate and long-term consequences among woman (4, 9). Most shockingly, the perpetrators of violence in some cases are teachers, who are supposed to be guardians (24).

Data on sexual violence typically come from police, clinical settings, nongovernmental organizations and research. Majority of the problems are hidden and undocumented due to different reason such as shame, fear of being blamed, not believed or lack of knowledge about sexual violence based on universal definition. Individuals may be stigmatized and ostracized by their families and others as a consequence. The larger section may be elucidated through survey research.

### **1.3 Rationale of the study**

Rape and sexual violence are major forms of violence affecting women worldwide. It often goes unnoticed and undocumented due to its taboo nature. The problem is worse in developing countries like Ethiopia where men's are considered to be dominant figures in the family and society; women's right practically recognized only recently and women have little awareness about their right.

Girls in Hawassa City in general and night school students in particular are vulnerable to sexual violence due to the nature of the city. Being a tourist attraction and the capital of the SNNPR, many visit the city for different reasons which put girls at risk of sexual violence.

There is a serious lack of adequate and reliable information on the prevalence, cause and consequences as well as impact of sexual violence in night school attendees. Many studies are undertaken on sexual violence among students in general. However, there is still a knowledge gap about sexual violence against female night school students in Ethiopia. Therefore, this study is assessed sexual violence and its consequence among female elementary and high school students who attends night classes in Hawassa town. The socio cultural, psychological, emotional and physiological impacts of sexual violence associated with female students' enrollment and participation precipitated the need for the study.

## **2. Literature review**

### **2.1 The magnitude of sexual violence among female students**

Acts of violence against women represent unacceptable behavior according to existing social and gender norms when there is no justification for the act and the act causes severe harm (25). Sexual violence in school situation is the most common problem. Study conducted on Prevalence of and Risk Factors for Sexual Victimization in child have revealed 9% of rape reported among college student (26).most of school youths are at high risk for sexual violence. For instance, in a national survey conducted in the United States of America, 81% of students experienced some form of sexual harassment during their school years. 59% were harassed occasionally, and 27% were targeted often. Similarly, study among youth showed, Of 520 female participants, 20.2% experienced sexual violence (27).

Different studies in Africa have showed that there are a significant percentage of females that have suffered from sexual violence. Study conducted among school pupils on sexual violence and on the risk of HIV infection and AIDS and their experiences of sexual violence in South Africa showed 2.9% female students have been forced to have sex (14).A cross sectional study from Tanzania revealed among 1004 women who completed their interviews, 20% said they were ever raped. The known perpetrators were responsible for 92% of the most recent events. Whereas 34% of events were disclosed for non-legal purposes, only 10% were disclosed to the police (28). Finding from Out-of-school teenagers in Nigeria indicated that 296 (83%) of females had experienced one form of sexual harassment, (58%) of the females had experienced attempts of forced but unsuccessful sex activity, while 19% of females had experienced actual forced sexual intercourse (rape) and touching of sensitive/private parts was 71% (29).

Sexual violence and abuse represents one of the different types of gender-based violence committed against school girls. The most common type of sexual abuse and violence as experienced by girls involves the use of bad or verbal abuse by members of the school community aimed at undermining their self esteem. Study done in nationally representative sample of 1268 students from 11 regions in Ethiopia showed between 4-29% of school girls have been perpetuated by students or teachers (30).

Study conducted on the prevalence outcome and awareness of sexual violence among high school female students revealed that sexual violence was reported by 65.3% of the respondents (16, 31). Another study done among college female students found in Mekelle showed 34.4% study subjects have been experienced sexual violence since joining college (18). In addition to this, a study among high school students in Ethiopia found that 78% of students have been sexual harassed. Completed and attempted rape was reported by 5% and 10% of female respectively. Among those who reported being raped, 17% became pregnant and 24% had vaginal discharge after the rape (21).

Different members of society participate in perpetrating sexual harassment against school girls. These include members of the school community with whom they interact frequently (school boys, teachers, administrators, guards, counseling officers) (24). This group often sexually harasses school girls in and around schools, though they also have opportunities to continue their harassment on the way to and from school (30).

Sexual harassment in school by students includes making indecent or provocative remarks or writing letter as an expression of interest. sexual harassment by teachers also include asking girls for a date, touching their body parts, giving persistent remarks on physical appearance and body size (body attractiveness, fat, boring), threatening by marks (i.e., some teachers threaten girls with low marks if they refuse for date).

## **2.2 Factors associated with sexual violence**

Several studies revealed that, there is no single factor to account for violence perpetrated against women. There are factors increasing the risk of someone being coerced into sex, factors increasing the risk of an individual man forcing sex on another person, and factors within the social environment – including peers and family – influencing the likelihood of rape and the reaction to it. It is the result of the complex interplay of individual, relationship, social, cultural and environmental factors (7, 9, 32).

## **Age**

Age is the most important risk factor for being a victim of sexual violence. Young women are usually found to be more at risk of rape than older women. Certain forms of sexual violence, for instance, are very closely associated with a young age, in particular violence taking place in schools and colleges (9). For example, national survey in nine countries found a consistent association of an increased risk of partner abuse for women with low educational attainment, being under 25 years old, having witnessed her father's violence against her mother, living in an urban area, and having low socioeconomic status. Also in a study in the northern west Ethiopia, the age range of performed rape victims was between 12 and 21 years (19).

## **Alcohol and drug consumption**

Increased vulnerability to sexual violence also stems from the use of alcohol and other drugs. Consuming alcohol or drugs makes it more difficult for women to protect themselves by interpreting and effectively acting on warning signs. Several studies in developing countries have also found a strong association between consumption of alcohol or drugs and the risk of violence. Drinking alcohol may also place women in settings where their chances of encountering a potential offender are greater (9, 33). A lot more school based Studies from Ethiopia also indicated the association of alcohol consumption and sexual violence. Reports from Jimma and Agaro town among female youth found significant associations between sexual violence and regular alcohol consumption (16, 24, 34).

## **Child sexual abuse**

Violence against women can occur from the very start of life, through childhood, marriage, and into old age. Adolescents who have experienced sexual abuse are more likely to experience it again later in life. Consequences of abuse, such as HIV/AIDS or unplanned pregnancies, may in themselves act as risk factors for further aggression, forming a cycle of abuse. According to research in Sri Lanka, children who witness abuse are more likely to suffer from learning, emotional, and behavioral problems. These children also are at increased risk of becoming abusers and of being abused later in life (35).

## **Poverty**

Violence impacts certain groups disproportionately. Poverty increases people's vulnerabilities to sexual exploitation in the workplace, schools, and in prostitution, sex trafficking and the drug trade. People with the lowest socioeconomic status are at greater risk for violence. Poor women and girls may be more at risk of rape in the course of their daily tasks than those who are better off, for example when they walk home on their own from school late at night. Poverty forces many women and girls into occupations that carry a relatively high risk of sexual violence (9). A field research conducted in Meskan and Mareko district in south central Ethiopia found that low status of women in the society, a lack of general awareness about human/women's rights and weakness in the law enforcement system are some of the reasons for the wide spread violence.

### **2.3 Consequence of sexual violence**

Sexual violence has profound immediate and long-term consequences on women's physical and mental health. **Physical consequences:** Sexually transmitted infections including HIV, unintended pregnancy and subsequent unsafe abortion, and injuries including trauma to the reproductive tract. **Psychological effects:** Post-traumatic stress disorder and depression or other serious effects such as suicide attempts. **Social consequences:** Women who suffer from sexual violence often experience stigma and face rejection by partners, husbands, families, and communities (1, 9, 10).

#### **2.3.1 Violence and pregnancy**

Violence may be related to pregnancy indirectly or directly. One of the consequences of sexual violence is unwanted pregnancy. A cross sectional, school based study in Jimma on sexual violence against female youth in Jimma town: prevalence, risk factors and consequences showed that 15.3% of the youth had experienced rape, 17.7% had experienced attempted rape. Among the victims of rape, 21% had experienced unwanted pregnancy (16).

Another study, among women seeking termination of pregnancy showed 18.3% of the total women with unwanted pregnancy were following rape. The prevalence rate was 18.3% and 23.9% for completed rape and attempted rape respectively at one time in their life (36).

### **2.3.2 Sexual violence abortion and STIs**

Many of the victims of rape and other sexual violence are deeply traumatized and exposed to life threatening health condition like abortion and STIs. Research done on child sexual abuse and its outcomes among high school students in southwest Ethiopia reported 5.9% of STIs among victims of sexual abuse (37).

In addition, study from Debarq among female high school students showed the prevalence of vaginal discharge and abortion as 10.5% and 5.3% respectively (31).

### **2.3.3 Sexual violence and psychological outcome**

Sexual violence may result in numerous psychological consequences like psychiatric disorders such as posttraumatic stress disorder and depression. The shame associated with domestic violence, rape and other forms of abuse may contribute to the fact that women often suffer it in silence, afraid of repercussions and stigma, and never tell anyone. Psychological outcomes like fear and anxiety, self-blame, low self-esteem and suicide attempt were reported by 68%, 53% 41% and 8% of the rape victims; respectively (16). Similarly, a study among college female students in Hawassa revealed that students who had experienced both physical and sexual abuse were 4 times more likely to report either moderately severe or severe depressive symptoms (38).

Study conducted on gender based-violence among high school students in North West Ethiopia revealed about 85.7% of the victims of rape attack suffered from self-hatred, self-blaming, lack of self-esteem and being easily frightened (39). moreover, most victims of completed rape may encounter more than one abuse which leads them to severe psychological problems. According to a cross sectional study conducted on sexual violence among female street adolescent in AA showed 43% among the population who were sexually active, initiated sexual activities as result of forcible rape. The prevalence of rape in the last 3month was 15.6% and the sexual assault was repetitive in 60% of the victims. Of those who survived repeated attack 40.2% were victimized 2-4 times, while 19.6% reported to have been victimized more than 5 times (40). Similarly, study done among female youth in Jimma town reported 22% of rape case were victimized two or more times (16). Other finding from Assendabo reported 8.0% of the respondents were lifetime sexual assault victims and 1.5% of the respondents were victims of sexual assault in the last one-

year prior to data collection. Of lifetime sexual assault victims, majority 73.1% were victims of rape and five 19.2% of the victims had encountered sexual assault more than once (20).

### **3. The Objectives of the study**

#### **3.1 General objective**

The general objective of the study is to assess level of sexual violence and its consequence among female night school students in Hawassa town.

#### **3.2 Specific objective**

- To determine the magnitude of sexual violence among female night school students.
- To assess factors associated with sexual violence among female night school students.
- To identify the immediate and long term outcomes of sexual violence among female night school students.

## **4. Methodology**

### **4.1 Study area and period**

A cross-sectional study was conducted in February 2011 at Hawassa town, the capital city of SNNPR located at a distance of 275km south of Addis Ababa, the capital city of Ethiopia. Hawassa town is one of the well planned cities in our country with different recreational and tourist attraction places. It is known for its well equipped and standardized hotels suitable for different governmental and non-governmental meetings. According to the report of Town Administrative Education Office, there are 80 elementary first and second cycle schools, 20 senior and general secondary schools and also about 35 kindergarten schools in the city. In 2002 there were about 90,275 day time students where 44,944 (49.8%) of the students were female. The total number of female night school students both from 11 junior secondary school and 3 high schools were 1300.

**4.2 The Study design** - A cross-sectional study was employed to assess sexual violence among night junior secondary school and high school female students in Hawassa town.

### **4.3 Study population-**

The study population is female students in Grades 7–10 in public and private schools registered for the fiscal year 2010/11.

### **Inclusion criteria**

All female students whose age is between 15-49 years, and registered for the fiscal year 2010/11 in Hawassa junior secondary and high schools were included in the study.

**4.4 Sample size determination-** Sample size was determined by using single population proportion formula

$$n = \frac{(Z_{\alpha/2})^2 p(1-p)}{d^2}$$

In this study we assumed that 12.7% prevalence of completed rape (41), with 95% confidence interval and marginal error 3%, the sample size will be 473. Additionally 10% was added to compensate for non response and non complete questions.

Where:

$n$  = sample size

$P$  = prevalence of completed rape = 12.7%

$d$  = margin of error, 0.03 was taken to get a larger sample size

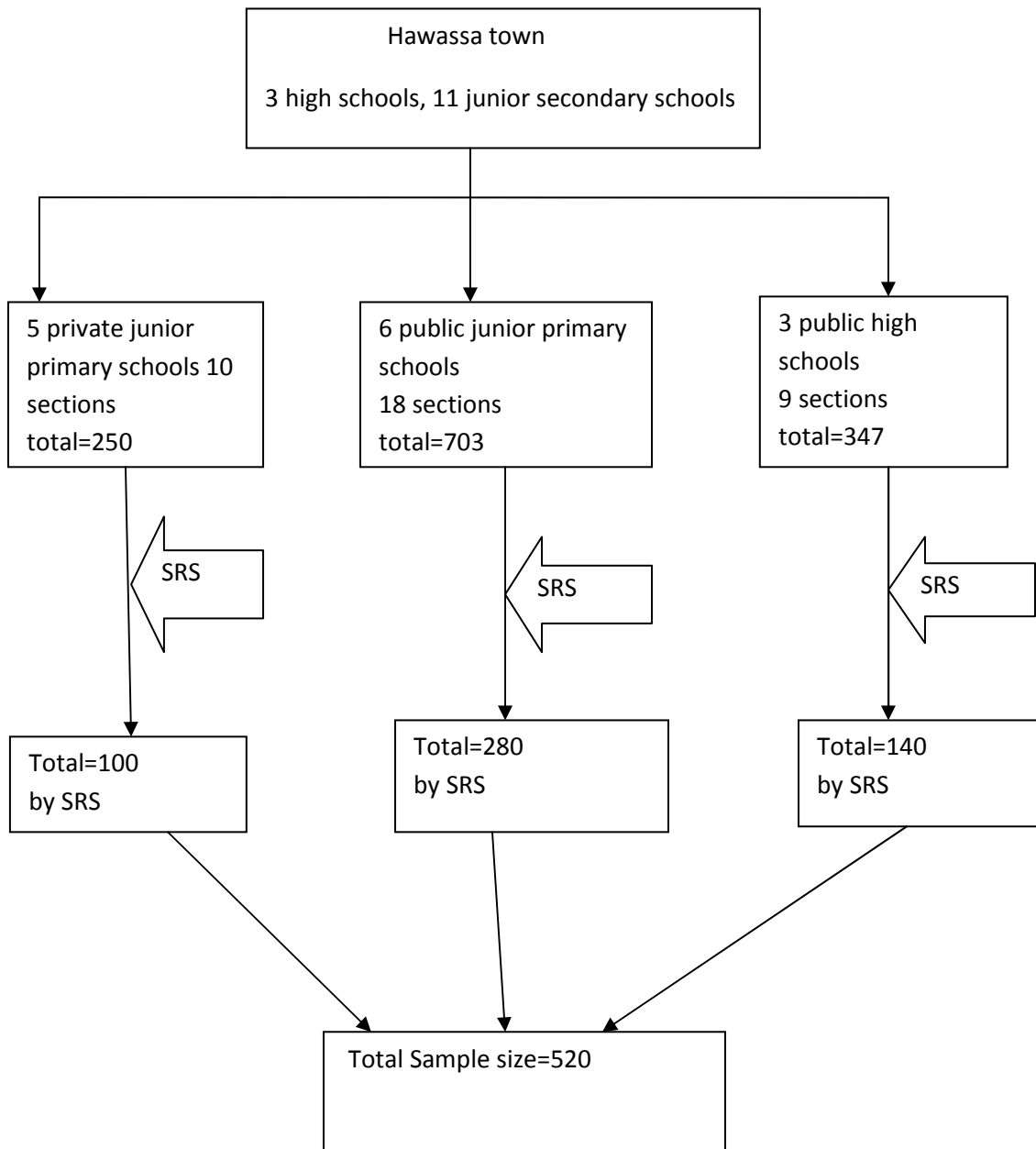
$Z_{\alpha/2}$  = critical value at 95% confidence level of certainty (1.96)

The calculated sample size = 473

Plus 10% non response rate = 520

#### **4.5 Sampling procedures**

A simple random sampling method was used to select study participants from all junior secondary and high school students. The school consisted of grades 7, 8, 9 and 10 and there were sections in each grade labeled as A, B, C, D, etc... The rosters of the students were used as sampling frame and the number of study subjects from each school was allocated proportionally to the number of the students. Then the whole selected participant from each school was included in the data collection process.



**Figure 1: Diagrammatic presentation of sampling procedure in Hawassa, Feb2011**

**4.6 Data collection-**A pre-tested anonymous questionnaire was used to collect the data. The questionnaire adopted from the WHO multi-country questionnaire on violence against women and other internationally developed questionnaire on sexuality was used (49). The questionnaire also was made to measure socio-demographic, socio-economic characteristics and to assess possible outcomes of sexual violence. The questionnaire was initially prepared in English and then translated in to the Amharic language. Back translation was done by another person to check the consistency of meanings.

The pretest was conducted outside of Hawassa on 8% of the sample size specifically in one elementary and in one high school of the same grade. The result of pretest was discussed and relevant change and correction was made on the questionnaires. Some change was also made on data collection method, initially it was planned to undertake self-administered type of data collection methods. However, it was not suitable due to the language and time barriers since it was conducted in the night time and the method changed to interview type. The variable collected was: demographic characteristics such as age, ethnicity, religion, marital status; age at first sexual experience, history of sexual abuse, relationship of the abuser and outcome of the sexual violence. Sensitive questions were tried to be placed later in order to minimize non response rate and offensive reaction.

Data were collected by fourteen BSc students, two days training was given for data collectors before starting the actual data collection. In addition to the principal investigator, four supervisors were assigned to control the data collection and assist data collectors. Before data collection was started, important communications were made with relevant institutions by using a letter prepared by school of public health and regional education bureau with different school heads. List of female students with their age and grade level were taken from respective head of the school. The selected students were communicated by using their home room teachers and the purpose of the study was explained. The investigators checked for the accuracy, completeness and consistency of the information.

#### **4.7 Operational definitions**

**Sexual violence-** When a female student experienced one of the following: being forced to have sexual intercourse against her will, having sexual intercourse due to fear of the partner action, being forced to do something sexual that she thought was humiliating.

**Rape -** Physically forced or otherwise coerced penetration of the vulva or anus using a penis.

**Sexual harassment-** when the participant experienced one of the following: unwanted and repeated sexual advances that range from unwelcome comments, kissing and touching.

**Attempted rape-** the attempt to have non-consensual sexual intercourse with a female student whereby she was having a chance of escaping the attempt.

**4.8 Data analysis procedures** -The data were coded, entered, cleaned using Epi Info and analysis was done using SPSS for Windows version 16.0. For assessing the strengths of the associations and their statistical significance, Odds Ratio (OR) and 95% CI was calculated for each independent variable against the dependent variables by using binary logistics. Multivariate analysis was employed using logistic regression models for categorical variables, to control for potential confounders and to observe the independent effect of explanatory variables on the dependent variables. All variables having significant association in the crude odds ratio and other variables considered as important factors were used in multivariate analysis. Variables having p-value less than 5% were considered as significant factors. The result was presented by using absolute numbers, frequencies, odds ratio and confidence interval.

#### **4.9 Variable and coding**

Three items were used to measure sexual harassment for the 12 months before the study and life time harassment; unwelcomed touching, unwelcomed kissing and unwelcomed invitation to have sex. For multivariate analysis some variables were recorded includes, marital status recoded as married, cohabitated, never married and those divorced, widowed and separated recoded as single. With regard to living conditions those who live with parents, married and relatives were recorded as living with family while the rest were taken at face value/as it is .Those who reported

to drink alcohol sometimes and regularly were coded as alcohol drinkers and the rest as non drinkers. Lifetime number of sexual partners recoded as none, one and those who reported to had two, three, four and above partners as two.

#### **4.10 Study variables**

##### **Dependent variables**

- Sexual violence (completed rape, attempted rape and sexual harassment)

##### **Independent variables**

- Socio-demographic characteristics (age, occupation, residence, education level, religion, marital status, etc)
- Substance abuse (alcohol, Chat, drugs)
- Family background information

#### **4.11 Data quality management**

The quality of data was ensured by preparing standardized questionnaire, by providing adequate training and orientation for the data collectors, supervisors and by supervision during real data collection time

**4.12 Ethical considerations-** Ethical clearance was obtained from the Institutional Review Board, College of Health Science, Addis Ababa University (AAU). An official permission at different levels was communicated through formal letters from SPH, AAU. Oral and written permission from the school principal was obtained before the study begins. The study objective was explained to the subjects and their consent to participate in the study was assured before completing the questionnaire. In order to assure confidentiality and privacy of the participant, their name and identification card number was excluded.

## 5. Results

### 5.1 Socio-demographic characteristics

A total of 516 female students completed the interview-administered questionnaire obtaining 99.2% of response rate. Four students refused to be interviewed. Out of the total 516 students who participated in the study, majority (67.4%) were junior primary school students. The mean age of the study participant was  $20 \pm (4.62)$  and the median age was 19. Regarding the religion, majority of the respondent 310(60.1%) were Protestants, followed by Orthodox Christian 175(33.9%) and Muslim 19(3.7%).

The living condition of the participants indicated that, most 192(37.2%) were living with their relatives, 103(20%) were living with their husband and 58(11.2%) were living alone. One hundred eight seven of the respondents (36.2%) of were raised in rural areas. Concerning to the participants marital status, most 376(72.9%) were never married while 103(19.9%). Most of the respondents 188(36.4%) were unemployed and 127(24.6%) of the participants were employed as a house maid. Out of the total 516 respondents, 305 (59.1%) of the participants were gainfully employed having a monthly income, where, 212(69.5%) had monthly income less than 357 birr and 93(30.5%) had monthly income above Ethiopian 357 birr. Majority of the study participants 342(66.3%) lived in Hawassa for less than 7 years (**Table 1**).

**Table1: Socio-demographic characteristic of female students in Hawassa town, Feb 2011(n=516)**

Variable	No	percent
<b>Age</b>		
15-19 years	293	56.8
20-24 years	126	24.4
above 24 years	97	18.8
<b>Religion</b>		
Orthodox	175	33.9
Catholic	12	2.3
Protestant	310	60.1
Muslim	19	3.7
<b>Marital status</b>		
Never Married	376	72.9
Married	103	19.9
Single	37	7.20
<b>Education level</b>		
junior primary school(7 & 8)	348	67.4
high school(9 & 10)	168	32.6
<b>Currently living with</b>		
With(husband, parents & relative)	343	66.5
Alone	58	11.2
With Friends	30	5.8
Employer	85	16.5
<b>Childhood residence</b>		
Rural in Hawassa	63	12.2
Urban Hawassa	104	20.2
Rural elsewhere	187	36.2
Urban elsewhere	162	31.4
<b>Occupation</b>		
Unemployed	188	36.4
House maid	127	24.6
House wife	38	7.4
Daily laborer	30	5.8
Employed in formal sector	133	25.8

### 5.1.1 Family history

Majority of the participants had parents who are illiterate. For most of the respondents 168(32.6%), their Fathers were illiterate and 77(14.9%) could read and write. similarly, 258(50%) and 86(16.7%) of the participants have mothers who are illiterate and attained grade 1-6 respectively. from all the participant, majority 276(53.3%) of the their parents were living together, 92(17.8%) of the students had mothers only and for 46(8.9%) of the students both of their parents were not alive(**Table 2**).

**Table2: Family history of female students in Hawassa town, Feb 2011(n=516)**

Variable	Frequency	%
<b>parental condition</b>		
In union	276	53.5
Separated/ divorced	58	11.2
Only mother/father alive	136	26.4
Both of them not alive	46	8.9
<b>father education level</b>		
Illiterate	168	32.6
Read and write	77	14.9
Primary (1-6) grade	77	14.9
Junior (7-8) grade	84	16.3
High (9-12) grade	71	13.8
Above high school level	39	7.6
<b>mother education level</b>		
Illiterate	258	50.0
Read and write	74	14.3
Primary (grade 1-6)	86	16.7
Junior (grade 7-8)	54	10.5
High school (grade 9-12) grade	34	6.6
Above high school level	10	1.9
<b>current parents monthly income(n=305)</b>		
Less than 357etb	212	69.5
Greater than 357etb	93	30.5
<b>lived for</b>		
Less than 7 years	342	66.3
Greater than 8 years	174	33.7

### 5.1.2 Substance use

Only few students, 12(2.3%) reported to have smoked cigarettes sometimes and 504(97.7%) of participants had never smoked. Additionally, 58(11.2%) of the participants revealed that they had drunk alcohol sometimes while; 458(88.8%) have never had alcohol. Among those who had drunk alcohol, the mean consumption of alcohol was  $3.22 \pm 1.6$  glasses and 21(36.2%) consume more than 4 glasses of alcohol in lifetime. Majority 478(92.6%) never chewed khat(**Table 3**).

**Table 3: Substance Use among Female Night Time Students in Hawassa Town, Feb 2011(n=526)**

Variable	Frequency	Percent
<b>Shisha</b>		
Yes	4	.8
No	512	99.2
<b>Khat</b>		
Yes	38	7.4
No	478	92.6
<b>Alcohol</b>		
Yes	58	11.2
No	458	88.8
<b>Smoke</b>		
Yes	12	2.3
No	504	97.7

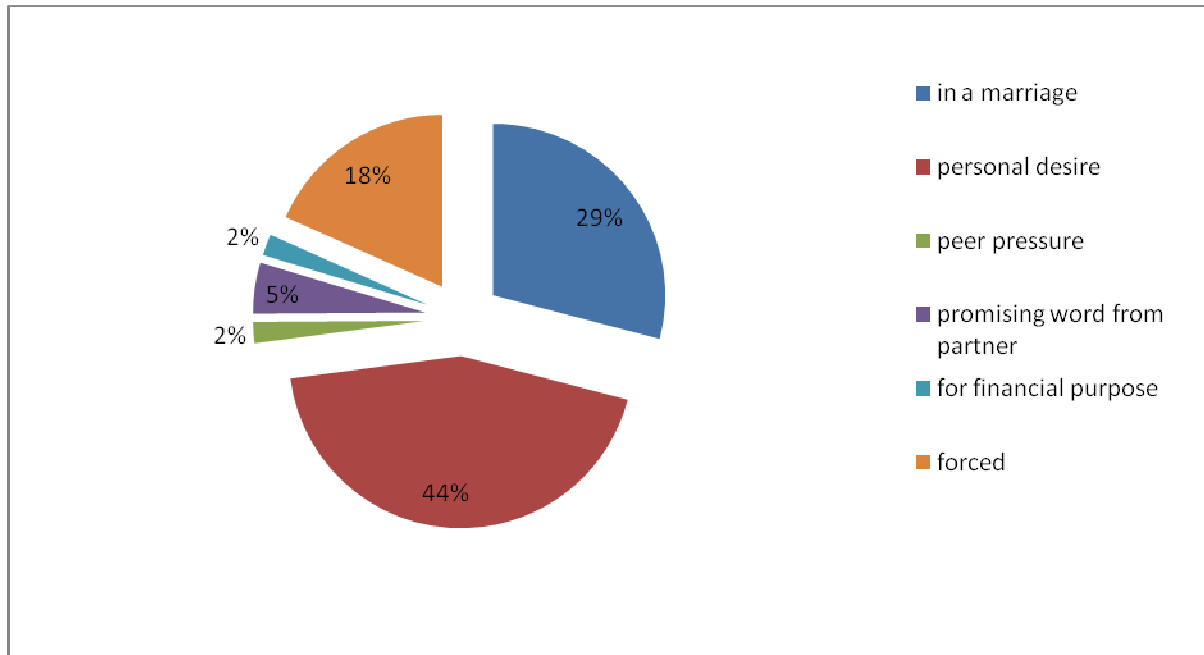
### 5.1.3 Sexual History

Among the study participants of 516, two hundred fifty one (48.6%) of the respondents reported to ever had sexual intercourse, Of those who reported to ever had sexual intercourse, majority 158(63%) were between the age group of 15-18, 57(22.7%) were below the age of 15, and 36(14.3%) were above the age of 18. the mean age at sexual debut was  $16.21 \pm 2.37$  year. Out of the 251 who reported to have sexual intercourse, the reason reported to initiate sex was personal desire for 110(43.8%) of them followed by marriage for 73(29.1%) , and rape for 46(18.3%) of them.(**Fig.1**).

Sixty eight (27.1%) of the sexually active respondents reported that they have had more than one sexual partner in their lifetime. One hundred sixty five (65.7%) of the participants were sexual active during the last 12 months before the study (**Table 4**).

**Table 4: sexual history among female night time students in Hawassa town, Feb 2011**

Variable	frequency	Percent
<b>sexual debut(n=516)</b>	265	51.4
No	251	48.6
Yes		
<b>age at first sexual debut(n=251)</b>		
10-14 years	57	22.7
15-18year	158	63.0
>18year	36	14.3
<b>lifetime sexual partner(n=251)</b>		
None	24	9.6
One	159	63.3
Two and above	68	27.1
<b>sex in the past 12 month(n=251)</b>		
No	86	34.3
Yes	165	65.7



**Figure2: Reasons to have first sexual initiation among female students in Hawassa, Feb 2011(n=251)**

## 5.2 Magnitude of sexual violence

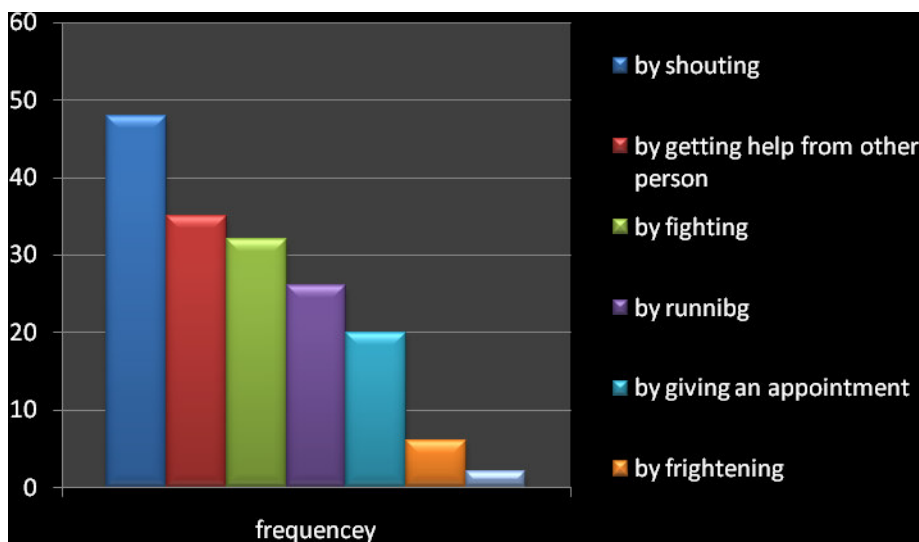
A substantial proportion 72(14%) of the night school students in this study reported to have been raped at least once in their life time, where 14(19.4%) of them were raped in the past one year before the study. The prevalence of sexual violence in the lifetime was 86.4%. Thirty nine percent of the victims reported that being night school students had an impact for the situation. The magnitude of attempted rape in this study was also high where 118(26.6%) of the respondents faced an attempted rape in their life time. Among those who escaped the attempted rape, the mechanism used to escape were mainly by fighting 32(27.1%), followed by shouting 48(40.7%), by getting help from other person 35(29.7%) and by running away 26(22%)(Fig 2).around 34% of the participants had at least one friend who were raped in the lifetime.

At least one form of sexual harassment was reported by 431(83.5%) in their lifetime and by 353(68.4%) in the last 12 months. Most of those who reported to have been harassed at least ones reported to face unwanted sexual act such as verbal jokes/ invited to have sex by 405(78.5%) in their lifetime and 331(64.1%) in the last 12 months. About 294(57.0%) reported to have faced unwelcome touching on genital area or breast in their lifetime and 213(41.3%) reported to have faced the same in the last 12 months (**Table 5**).

**Table 5: Magnitude of various forms of Sexual Violence among Female Night Time Students in Hawassa, Feb 2011. (n=516)**

sexual violence	Frequency	%
Life time completed rape	72	14
Completed rape in the last 12 months	14	19
<b>*Sexual harassment</b>		
Asked to have sex	405	78.5
Unwelcome touching	294	57.0
Unwelcome kissing	189	36.6
<b>*Sexual harassment in the last 12 months</b>		
Asked to have sex	331	64.1
Unwelcome touching	213	41.3
Unwelcome kissing	125	24.2
<b>Attempted rape</b>	118	26.6

**\*Multiple responses were possible hence the total percentage may be over a 100 %**



**Figure3: Mechanisms used to escape attempted rape among night school female students in Hawassa, Feb 2011**

### 5.2.1 Perpetrators of sexual violence

Regarding the perpetrators, most 24(33.3%) were raped by friends, followed by 16(22.2%) by close relatives while 15(20.8%) were raped by person unknown by the victims. The mechanisms used to force the victims into sex differs where, 30(41.7%) mentioned that it was after being battered, 21(29.2%) reported that it was after they were threatened of harm. There was a huge age gap between the victims and the perpetrators. Majority of the girls 40(55.6%) reported that the perpetrators were much older than victims. With regards to the place, 35(48.6%) were raped at the rapist's home, 16(22.2%) were in the unknown place (bush) and 9(12.5%) were in the rapist's friends home.

**Table 6: perpetrators and the mechanism used to force among female students in Hawassa, Feb 2010**

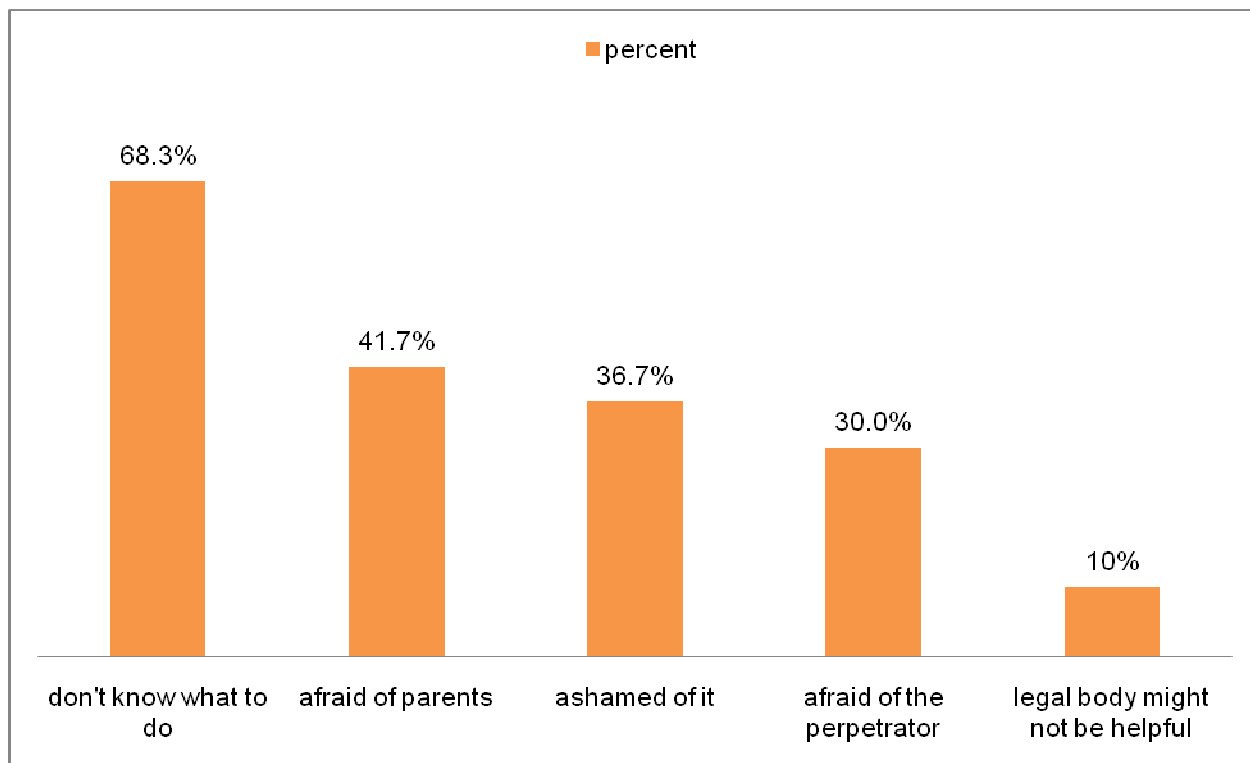
	lifetime(n=72)	%	12 month(n=14)	%
<b>Perpetrator</b>				
Close relative	16	22.2%	2	14.3
Student	6	8.3%	4	28.6
A boy friend	24	33.3%	5	35.7
Neighbors	10	13.9%	1	7.1
Unknown person	15	20.8%	2	14.3
By group	1	1.4%	-	-
<b>Mechanism used</b>				
Beating	30	41.7%	5	35.7
Pointing a knife	9	12.5%	2	14.3
Pointing a gun	1	1.4%	-	-
Threats of harm	21	29.2%	6	42.9
Forced drinking	9	12.5%	1	7.1
Intoxicated by drugs	1	1.4%	-	-
Other	1	1.4%	-	-
<b>Age of perpetrator</b>				
Same age	7	9.7%	2	14.3
Older than me	25	34.7%	4	28.6
Much older than me	40	55.6%	8	57.1

## Place

In perpetrators place	35	48.6%	7	50.0
School compound	3	4.2%	1	7.1
Unknown place(bush)	16	22.2%	2	14.3
Hotel	7	9.7%	2	14.3
Perpetrators friends home	9	12.5%	2	14.3
other	2	2.8%	-	-

### 5.2.2 Reporting about sexual violence

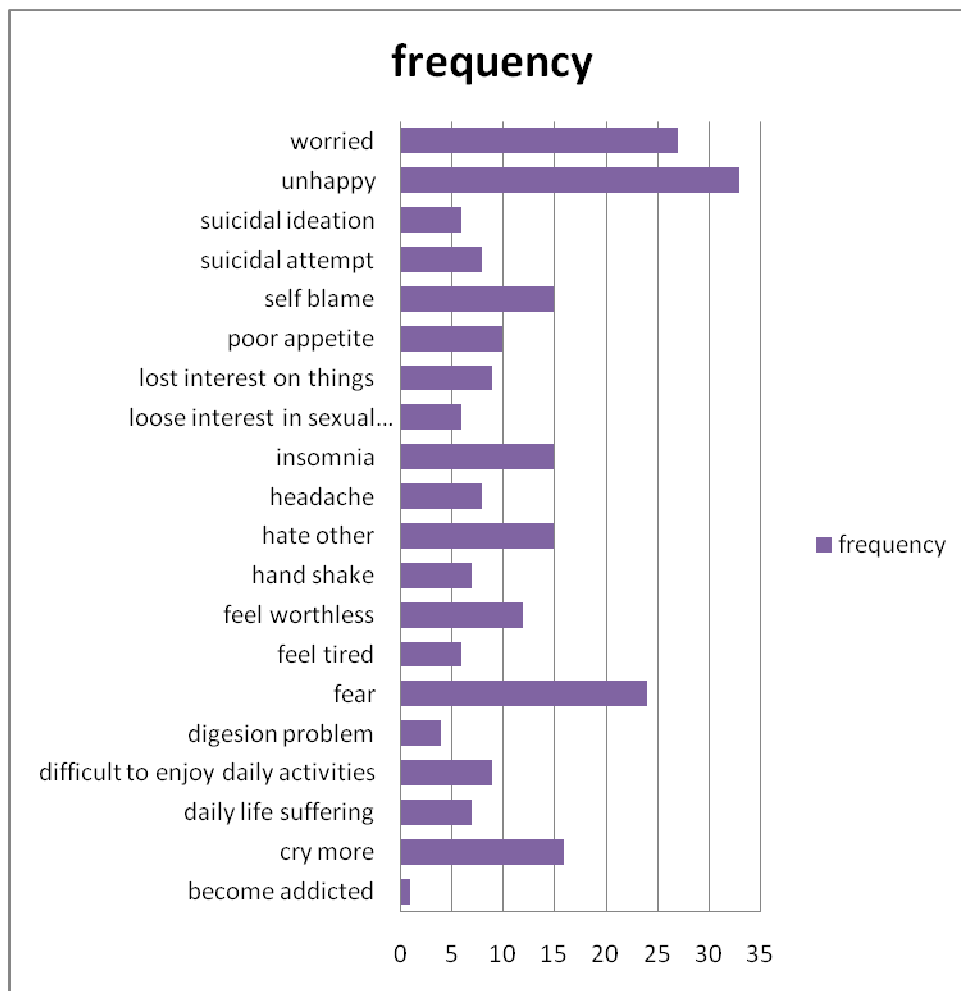
Nearly half of the victims 34(47.2%) didn't share the situation to anyone and 16(22.2%) shared their situation with parents and friends equally. Majority of the victims 60(83.3%) didn't report to any legal body and only 8(11.1%) reported to police. Out of those who didn't report to legal body, their main reasons were didn't know what to do 41(68.3%) and afraid of the parents 25(41.7%) (**Fig.3**). concerning the action taken against perpetrators, in majority of the cases 61(84.7%) no legal action was taken and only in 5(6.9%) of the perpetrators imprisonment were take as an action.



**Figure 4: Reasons not to report the situation to the legal body among night school female students in Hawassa, Feb 2011**

### **5.3 Consequences of sexual violence**

With regards to the immediate outcomes of sexual violence, victims were asked about pregnancy, abortion and other related health outcomes of sexual violence. Majority 24(33.3%) of the victims reported unwanted pregnancy, 25(34.7%) reported injury around the genitalia, 8(11.1%) experienced unusual vaginal discharge, 1(1.4%) reported swelling around the genitalia and 12(16.7%) reported abortion as an immediate outcomes out of the total 72 raped cases. Various forms of psychological problems were also reported, such as self-blame, fear, depression, become unhappy, hate others, cry more than usual, suicidal ideation and suicidal attempts were reported by 15(20.8%), 24(33.3%), 27(37.5%), 33(45.8%), 15(20.8%), 16(22.2%), 6(8.3%) and 8(11.1%) respectively out of the total 72 completed rape cases (**Fig.4**).



**Figure 5: Reported psychological consequences of rape among night school female students in Hawassa, Feb 2011(n=72)**

The percentage may exceed 100%, multiple responses were possible.

#### **5.4 Factors related to sexual violence**

In this study, association of socio-demographic variables and substance use with sexual violence was assessed. After adjusted for age, childhood residence, number of lifetime sexual partners, marital status, recently living with and 12 month sexual history, multivariate logistic regression was done to determine the factors associated with lifetime rape. The bivariate result revealed that use of alcohol by the victims was significantly associated with sexual violence (OR=7.994, 95%CI: 4.384, 14.576). After controlling the effect of socio-demographic variables, victims who

use alcohol was almost three times (OR=3.14, 95%CI: 1.44-6.85) more likely to face lifetime rape.

The odd of experiencing lifetime rape was higher among females who were sexually active prior to the time of data collection than who were not sexual active prior to the time of data collection, (OR= 3.65, 95%CI: 2.19, 6.10).

Additionally, having more than two lifetime sexual partners were significantly associated with lifetime rape among female students than referent groups having none (OR=21.23, 95%CI: 10.21, 44.13). Females who grownup in rural area were 2.86 time (95%CI: 1.86, 6.74) more likely to face lifetime rape than who were from urban. Female whose age group is between 20-24 years were significantly associated with lifetime rape (OR= 2.45, 95%CI: 1.33, 4.40) than younger age.

Compared to the reference group, bivariate analysis revealed the chance of experiencing lifetime rape is higher among females living alone and who lives with their friends (OR=3.17, 95%CI: 1.59, 6.29) and (OR=3.31, 95%CI: 1.37, 7.99) respectively. After controlling for potential confounders, lifetime rape was significantly associated with alcohol drink (OR=3.14, 95%CI: 1.44-6.85), lifetime sexual partners (OR=25.93, 95%CI: 8.0-84.04) and childhood residence (OR=4.01, 95%CI: 1.42-11.16) only.

**Table 7: logistic regression results showing the association between lifetime rape and selected variables in Hawassa, Feb 2010**

variable	lifetime rape(n=516)		crude OR(95% CI)	adj OR(95% CI)
	No(%)	yes(%)		
<b>Age</b>				
15-19 years	267(91.1)	26(8.9)	1.00	1.00
20-24 years	102(81.0)	24(19.0)	<b>2.45(1.33-4.40)</b>	1.02(0.47-2.19)
above 24 years	75(77.3)	22(22.7)	<b>3.01(1.62-5.62)</b>	1.23(0.51-2.97)
<b>live with</b>				
Family	309(90.1)	34(9.9)	1.00	1.00
Alone	43(74.1)	15(25.9)	<b>3.17(1.59-6.29)</b>	1.44(0.54-3.84)
with friends	22(73.3)	8(26.7)	<b>3.31(1.37-7.99)</b>	1.03(0.30-3.54)
house maid	70(82.4)	15(17.6)	<b>1.95(1.01-3.77)</b>	2.07(0.87-4.95)
<b>grow up(childhood)</b>				
urban here	97(93.3)	7(6.7)	1.00	1.00
urban else	139(85.8)	23(14.2)	2.29(0.95-5.56)	2.71(0.97-7.62)
rural else	155(82.9)	32(17.1)	<b>2.86(1.86-6.74)</b>	<b>4.01(1.42-11.16)</b>
rural here	53(84.1)	10(15.9)	2.63(0.94-7.27)	3.17(0.92-10.84)
<b>marital status</b>				
Married	79(84.0)	15(16.0)	1.00	1.00
never married	331(88.0)	45(12.0)	0.72(0.38-1.35)	1.82(0.64-5.14)
cohabitated	6(66.7)	3(33.3)	2.63(0.59-11.71)	0.95(0.18-5.05)
Single	28(75.7)	9(24.3)	1.69(0.67-4.29)	1.32(0.33-5.32)
<b>lifetime sexual partners</b>				
None	276(95.5)	13(4.5)	1.00	1.00
One	134(84.3)	25(15.7)	<b>3.96(1.97-7.99)</b>	<b>6.59(2.69-16.10)</b>
two and above	34(50.0)	34(50.0)	<b>21.23(10.21-44.13)</b>	<b>25.93(8.0-84.04)</b>
<b>sexual activity in the last 12 months</b>				
No	321(91.5)	30(8.5)	1.00	1.00
Yes	123(74.5)	42(25.5)	<b>3.65(2.19-6.10)</b>	0.69(0.3-1.6)
<b>Alcohol</b>				
No	413(90.2)	45(9.8)	1.00	1.00
Yes	31(53.4)	27(46.6)	<b>7.99(4.38-14.58)</b>	<b>3.14(1.44-6.85)</b>

Adjusted for age, childhood residence, number of lifetime sexual partners, 12 mo sexual activity, alcohol use, marital status and currently living with, variables with p. value < 0.2 included

## 6. Discussion

In this study, the prevalence, associated factors and consequences of sexual violence was assessed among 516 female night school students. We found out a very high prevalence of sexual violence, which include completed rape, attempted rape and sexual harassment. This study provides evidence; which will help in designing appropriate intervention strategy among night school students.

Out of the sexually active participants, 18.3% started sexual activity as a result of rape. This indicates the severity of the problems where girls were forced into sex before they intend to do so. This lies within the prevalence rates found in different studies, ranging from 7-62%.the prevalence of lifetime sexual violence was found out to be 86.4% which is inconsistent with the study done in Mekele, Debark and Butajira with the prevalence rate ranges from 35% - 65.3% (18,31,50). The prevalence of lifetime rape was reported to be 14% among night school students and the lifetime attempted rape was found to be 26.6%. This result is found to be comparable with the study done in similar area in this country. For instance, the study conducted among female youths in Jimma town found out that the prevalence of lifetime completed rape was 15.3% and attempted rape was 17.7% (16). Another study from Addis Ababa among university female students reported comparable results with the prevalence of lifetime completed rape range between 12.7% and 20.4% for attempted rape (41). Similarly, the study conducted among high school girls also showed comparable result of prevalence rate of completed lifetime rape and attempted rape to be 13% and 9.1% (24). This finding also lies within the prevalence of life time rape obtained in different studies 5-29% of women are observed to have experienced rape in their lifetime.

Though the life time prevalence lies within the range of other studies, our finding on attempted rape is much higher than the others. This suggested that the night school students are more vulnerable to attempted rape than others due to the nature of their schooling arrangement. This in fact may create discomfort and other psychological problems which will result in withdraw from school and also around 39% of the victims reported that being night school students had an impact for their victimization.

However, the prevalence rate in this study showed a considerable increase from other similar study conducted among school community. Studies among female high school students in

Debank North West Ethiopian, Central Ethiopia and in Mekele among higher institution female students, where the prevalence fell between the ranges of 5% - 10.4% for completed lifetime rape (18,19,21). This might be due to the data collection process which was conducted using trained data collectors, the difference in the socio – demographic characteristics among study population and age difference in the study target.

This finding is also higher when compared with the study conducted in chill among college female students reported the prevalence of completed lifetime rape to be 9% and attempted rape to be 6% and the study from South Africa among school pupils reported completed rape to be 2.9% (14,26). This could be due to the difference in the study population and study setting (instrument use).

In our study, it was found out that 85.7% of the perpetrators were known to the victims. Mostly boyfriends (33.3%) and close relative (22.2%) were involved in the forced sex. This finding is comparable to the result in Addis Ababa, Tanzania and USA where 74%-93% of perpetuates of rape were known by the victims and in Adigrat hospital where 90.1% of perpetrators were known by the victims (28,41-45). Mostly, many of the victims do not characterize their victimization as a crime and they may not want to define somebody they know who victimized them as a perpetrator. Most (83.3%) rape victims did not report to the legal body and health institution, which was consistent with study conducted in Addis Ababa among female university students. Our finding is higher from studies conducted in Jimma, Adigrat, Addis Ababa and Debark (16,19,41-43). This might be due to the difference in study population. Most perpetrators were known to the victims and they were much older than the victims as a result they may afraid of them or fear of stigma and discrimination from parents and the community. The other explanation might be majority of rape victims did not know where to go and what to do about the situation.

The prevalence of sexual harassment was 83.5%, which is consistent to the study from the work place sexual harassment study conducted among female staff in Hawassa to be 47%(47). Another study among high school students in Ethiopia also revealed 78% of sexual harassment among students (21). National survey conducted in the USA reported 81% of students experienced some form of sexual harassment during their school years (27). Similar finding also reported from out-of-school teenagers in Nigeria where sexual harassment was 83% (29). In the other hand this

finding is higher from the study conducted in Addis Ababa among female university students to be 58% and (41). This could be due to the difference in the study population.

In this study attempts was made to found out the most contributing factors for sexual violence in the literature. Though cause and effect relationship could not be established, completed rape in the lifetime was significantly associated as risk factor with female students whose childhood residence was in rural area( $p < 0.05$ ). Those female students who grow up in the rural area are 4 times more likely to have been raped in the lifetime than those grow up in urban area. This result is consistent with the study conducted in Mekel among higher institution female students and Addis Ababa among female university students (18,41).this might be due to rape is a taboo especially in rural areas where woman forced to marry a man whom she don't know or don't want to marry.

Other studies done in our country as well as in other countries like, in Gondar, Addis Ababa, South Africa, Viet Nam and Jamaica revealed similar findings (13,25,42,46). Possible explanation could be due to lack of information regarding the meaning of sexual violence in rural area and some harmful socio- cultural practices seen in rural area will predispose female to be a victim of sexual violence.

The prevalence of Lifetime completed rape was significantly associated as risk factor with the consumption of alcohol, which was also reported in the study in Addis Ababa, in Adigrat, in Agaro, in Mekele , in Jimma and in Debark (15,16,18,19,34,41,43). Other finding on the issue in Nigeria, in Chill, South Africa, Viet Nam and USA also revealed similar results (13,26,27,29). These factors might predispose female because alcohol use cause loss of judgment, self restrain in sexual intercourse and protective power of female from sexual violence. Alcohol may also inhibit judgment and behavior via physiological mechanism and expose to loss of self control and ability to process incoming information, making drinkers more likely to expose to violence.

On the other hand, the likelihood of being rape is found out to be consistently associated with having multiple sexual partners. This association was also observed in the study conducted among different high school female students in Ethiopia and many other studies outside Ethiopia (16,41,45). The possible explanation could be engaging in health-risk behaviors increase

women's vulnerability to forced sexual intercourse and the chance getting abusive partner and peers among females with multiples sexual partners is by far higher than the referent groups.

In this study, the potential immediate and long term health outcomes of sexual violence was tried to be assessed and the majority were physiological and psychological ones. The prevalence of unwanted pregnancy was found out to be 33.3% among victims of rape this ensures that the victims did not have the chance to use condoms which can prevent STIs, including HIV, and unwanted pregnancy if used properly and consistently (48). This is supported by the finding that 11.1% of the victims reported unusual vaginal discharge and 1.4% reported swelling around the genitalia .Though unusual vaginal discharges are not good indicator for STIs in women; this figure shows us a highlight about their vulnerability for STIs as well as for HIV infections as they are young and sexual active. This result is a little bit higher from the studies conducted in Addis Ababa, in Adigrat, Debarq and Jimma (16,19,21,41). This could be due to the nature of study population, majority of the victims didn't share the situation to anyone and as a result they may not get an appropriate treatment at the time. The prevalence of abortion reported to be 16.7% and injury to genitalia was reported to be 34.7%, which was consistent with other literatures. Psychological outcome also reported in significant number of sexual violence victims. Suicidal ideation and attempts were reported among 8.3% and 11.1% of the victims respectively. The finding is consistent with other literatures from Ethiopia and other developed nation (11,14-21,29, 36-38,40,41).

## **7. Conclusion**

The study has found that sexual violence is highly prevalent among night school student. Noted that differ factors were contributing to lifetime sexual violence. Completed lifetime rape and attempted rape was reported by 14% and 26.6% of the participants respectively.

The study found out that the perpetrators of rape are mostly known to the victims who are trusted and loved by the victims. Mostly boy friend (33.3%) and close relatives (22.2%) were involved in the forced sex. Most of the cases of sexual violence were under reported due to different reasons. Sexual violence was associated with alcohol consumption, grown up in rural area and having more than two sexual partners. Significant numbers of the participants reported that being night school students had an impact for their victimization. Sexual violence was shown to contribute to long and short term health consequences including unwanted pregnancy, abortion, unusual vaginal discharge and other psychological problems like depression, unhappiness, suicidal attempt and ideation.

## **8. Recommendation**

The health impact of sexual violence is very serious and needs appropriate intervention from all respected bodies aimed at providing supports to victims of sexual violence and reduction of its long term consequence on the victims. From the finding of this research the following interventions are recommended;

- Empower female's educationally regarding their sexual right and how to protect them from the problem. Educating the society to change the attitude and Increase awareness promotion regarding the problem to youths and families in school and community which will reduce associated stigma and encourage reporting of the crime to legal body.
- Creating safe routes for students on their way to and from school or other community activities
- Community based intervention efforts and a need for coordinated violence and substance use prevention programs for youth in school and community settings including parents, students, teachers and elderly people.
- Finally, this study is focused on victimization, we can only speculate about the motivation for perpetration. Future research should directly examine perpetrators' motivations for sexual violence.

## **9. Strength**

- The study has used standard data collection instrument that could improve the quality of this study.
- The study tried to address the unaddressed issue

## **10. Limitation**

- The study deals with sensitive issues of sexuality and the participants were asked to recall instances of sexual violence across the past year. Although we believe that violent events are memorable, memory may be confounded with age such that older participants have a better memory for violent events than younger adolescents. Under reporting of violence is inevitable
- Difficult to prove the association found as a cause and effect due to the study design nature, we are unable to determine causal relationships.
- The understanding of the female students about rape and attempted rape and the stigma associated with rape may underestimate the magnitude
- Lack of triangulation like (method triangulation and person triangulation)

## 11. References

1. Etienne G. Krug LLD, James A. Mercy, Anthony B. Zwi, Rafael Lozano. World report on violence and health. Geneva: WHO2002.
2. Sida. Sexual and gender based violence in Africa. Nairobi, 2008.
3. Suzanne M, Jessie M, Margaret H, Gad K, Mihael S, Ellen W. HIV and Partner Violence. Tanzania, 2001.
4. Thompson A. 15 years of The United Nations Special Rapporteur on Violence against Women, Its Causes and Consequences: UN, 2009.
5. WHO. Rape: how women, the community and health sector respond. Geneva, 2007.
6. Kandathil SM. Gender-Based Violence and HIV Among Women: Assessing the Evidence. New York,2005.
7. WHO. Intimate partner violence (IPV) and HIV/AIDS. Geneva, 2002.
8. WHO. Guidelines for medico-legal care for victims of sexual violence, 2003.
9. Krug EG, Dahlberg LL, Mercy JA, Zwi AB, Lozano R. World report on violence and health. Geneva: WHO, 2002.
10. WHO. Promoting gender equality to prevent violence against women. Geneva, 2009.
11. David W Brown LR, Alexander Butchart, David R Meddings, Laura Kann & Alison Phinney Harvey. Exposure to physical and sexual violence and adverse health behaviours in African children: results from the Global School-based Student Health Survey. Bull World Health Organ 2009;87:447-55.
12. Naeemah A. Sexual Violence against Women in South Africa Sexuality in Africa. 2004.
13. Huong TN, Dunne MP, Le AV. Multiple types of child maltreatment and adolescent mental health in Viet Nam. Bull World Health Organ2009;87:22-30.
14. Andersson N, Ho-Foster A, Matthis J, Marokoane N, Mashiane V, Mhatre S, et al. National cross sectional study of views on sexual violence and risk of HIV infection and AIDS among South African school pupils. BMJ2004 Oct 23;329(7472):952.
15. Mekonnen G, Asresash D. prevalence consequence and awarrens seval violence among schoolgirls in Jimma town. Ethiop J Educ & sc2007;2(2):11-37.

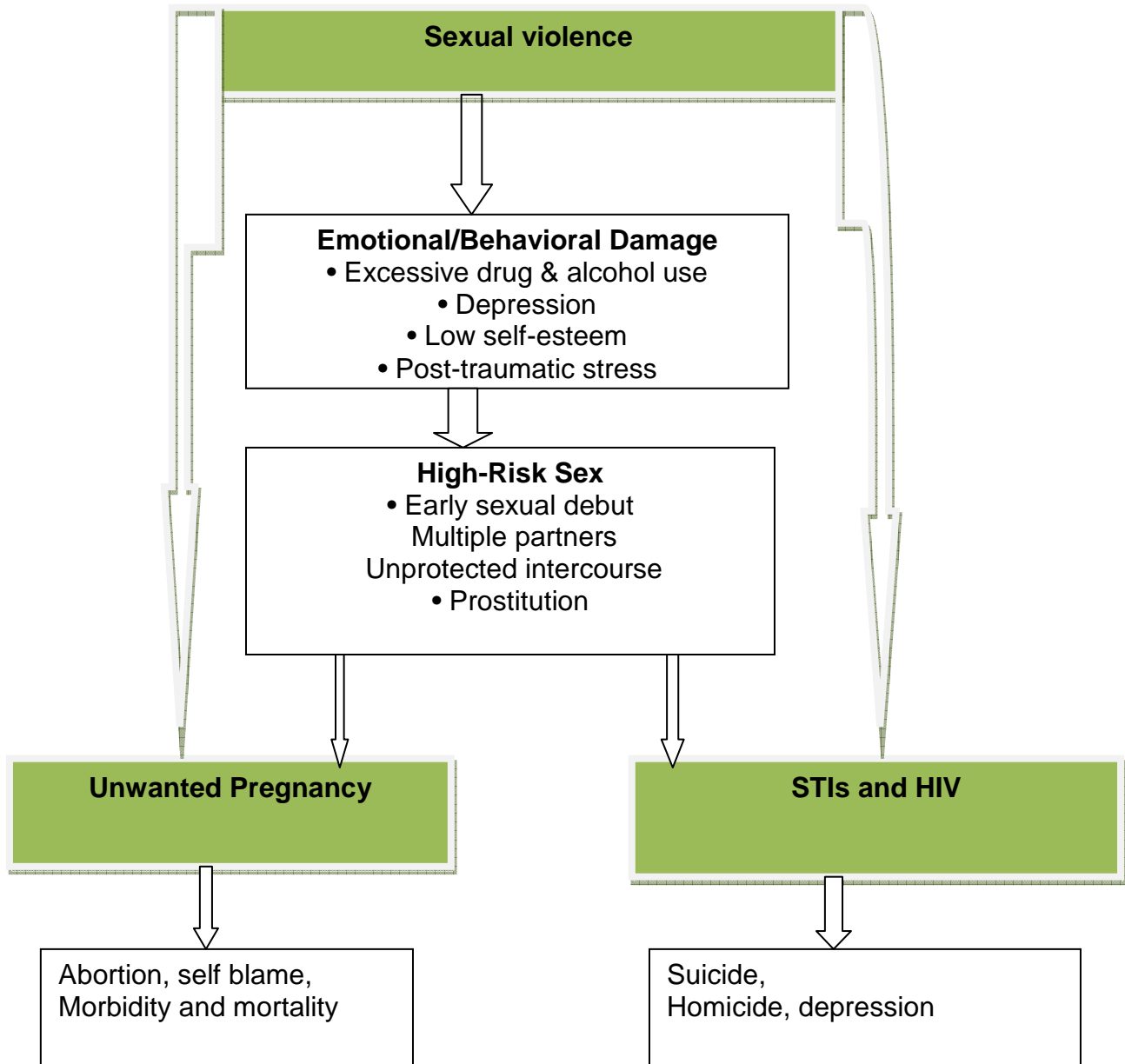
16. Yohannes D. sexual violence against female youth in jimma town: prevalence, risk factors and consequences. *Ethiop J health sci*2007;17(1).
17. Belay E. Factors Contributing To Sexual Violence Against Female High School Students In Addis Ababa. Addis Ababa: Addis Ababa; 2008.
18. G/yohannes Y. prevalence and factors related to gender based violence among female students of higher learning institutions in mekelle town, Tigray, Northern Ethiopia: Addis Ababa; 2007.
19. Alemayehu W, M A. sexual violence among female high students in Debark, North West Ethiopia. *East African medical Journal*2002;79(2).
20. Adey B, Fasil T, Amha H. assessment of sexual assault among women in assendabo town, oromiya region, South West Ethiopia  
*ethiop J health sci*2004;14(1).
21. Ermias M, Mesfin K, Yemane B. Prevalence and outcomes of sexual violence among high school students. *Ehiopian Medical Journal*1998;36:167-74.
22. Yohannis F, kullehe H, Fasil M, Kibrom Gs, Miftah D, Muluken Y, et al. Gender-based violence among high school students in north west Ethiopia. *Ethiop Med J*2005;43(4):215-22.
23. Yemane B. Ending Domestic Violence against Women in Ethiopia. *EthiopJHealth Dev*2004;18(3):131-3.
24. Mekonnen G, Asresash D. prevalence consequence and awareness sexual violence among schoolgirls in Jimma town. *Ethiop J Educ & sc*2007;2(2):11-37.
25. Tegbar Y, Nigussie D, Mirgissa K, Yemane B. Perceptions and attitude towards violence against women by their spouses: A qualitative study in Northwest Ethiopia. *Ethiop J Health Dev*2010;1:39-45.
26. Jocelyn A. Lehrer VLL, Evelyn L. Lehrer and Pamela B. Oyarzún. Prevalence of and Risk Factors for Sexual Victimization In College Women in Chile. *International Family Planning Perspectives*2007;33(4):168-75.
27. Christine MF, Rachel KM, Marina C, Donald FS. Relationship Violence among Female and Male College Undergraduate Students. *Arch Pediatr Adolesc Med*2008;162(7):634-41.
28. Projestine SM, Charles K, Candida M. Rape against Women: The Magnitude, Perpetrators and Patterns of Disclosure of Events in Dar es Salaam, Tanzania. *African Journal of Reproductive Health*2004;8(3):137-46.

29. I OF, Osawemen O. Sexual Harassment: The Experience of Out-Of- School Teenagers in Benin City, Nigeria. *African Journal of Reproductive Health* 2005;9(3).
30. Consultants BMD. A Study on Violence against Girls in Primary Schools and Its Impacts on Girls' Education in Ethiopia. Addis Ababa: save the children MOE and ministry of women's Affairs 2008.
31. A.worku Ma. sexual violence among female high students in Debarq, north west Ethiopia. *East African medical Journal* 2002;79(2).
32. DAHLBERG LL, ALEXANDER B. State of the science: violence prevention efforts in developing and developed countries. *International Journal of Injury Control and Safety Promotion* 2005;12(2):93-104.
33. Mercy JA, Alexander B, Rosenberg ML, Linda D, Alison H. Preventing violence in developing countries: a framework for action. *International Journal of Injury Control and Safety Promotion* 2008;15(4):197-208.
34. Amare D. Magnitude And Risk Factors Of Intimate Partner Violence Against Women In Agaro Town, Southwest Ethiopia. *Ethiop J health sci* 2007;17(2).
35. Haj-Yahia MM, Tishby O, Zoysa Pd. Posttraumatic Stress Disorder Among Sri Lankan University Students as a Consequence of Their Exposure to Family Violence. *Journal of Interpersonal Violence* 2009;24(12):2018-38.
36. solomon D, Solomon K, feruz S. sexual violence and use of contraception among women with unwanted pregnancy in an NGO clinic, Addis Ababa. *Ethiop Med J* 2008;46(4):325-33.
37. Dereje W, Abebe G, Jayalakshmi S. Child sexual abuse and its outcomes among high school students in southwest Ethiopia. *TROPICAL DOCTOR* 2006;36:137-40.
38. Bizu G, Dodie A, Williams MA, Miruts G, Yemane B. Depressive Symptoms Among Female College Students Experiencing Gender-Based Violence in Awassa, Ethiopia. *Journal of Interpersonal Violence* 2009;24(3):464-81.
39. yohannis Fitaw kH, Fasil Million, Kibrom G/selassie, Miftah Delil, Muluken Yohannes, Nebiyu Bekele, Samuel G/selassie. Gender-based violence among high school students in north west Ethiopia. *Ethiop Med J* 2005;43(4):215-22.

40. Mitike M, Shabbir I, Abera K, Fikreab K. Sexual violence among Female street adolescents in Addis Ababa. *EthiopJHealth Dev* 2002;16(2):119-28.
41. Seblework T. Assessment of Sexual Coercion Among Addis Ababa University Female Students. Addis Ababa: Addis Ababa; 2004.
42. Lakew z. Alleged cases of Sexual Assault Reported to Two Addis Ababa Hospitals. *East African medical J* 2001;78(2):80-83.
43. Amannuel G, Mengiste M. Rape and related problems in Adigrat Zonal Hospital, Tigray Region, Ethiopia. *Ethiop.J.Health Dev*; 18(3):140-144.
44. Sakkie P. Sexual harassments and violence in South African schools. *south African Journal of Edu.* 2006;26(2):305-318.
45. Gross AM, Winslett A, Roberts M, Gohm CI. An Examination of sexual violence against Colleege Women. *Violence against Women* 2006; 12(3):288-300.
46. Joy N. The Influence of Early Sexual Debut and Sexual Violence on Adolescent Pregnancy: A Matched Case -Control study in Jamaica. *International perspectives on sexual and reproductive health* 2009; 35(1):21-28.
47. Jaimee M, Sony P, Bizu G, Miruts G, Alemayehu W, Michelle W, Yemane B. Prevalence of Workplace abuse and sexual Harassment among Female Faculty and staffs. *J occup health* 2009; 51:314-322.
48. Warner L, Stone KM, Macaluso M, Buehler JW, Austin HD. Condom use and risk of gonorrhoea and Chlamydia: a systematic review of design and measurement factors assessed in epidemiologic studies. *Sexually transmitted disease* 2006; 33(1): 36-51.
49. WHO; Study on Women's health and life events in Ethiopia, Final core Questionnaire (version 10.3): Produced by WHO multi-country study core team; adapted by Addis Ababa University and Umea University, March, 2002.
50. Miruts G. Prevalence and Factors Related to sexual and Physical Violence among Female high school and technical school students of Butajira. Butajira: Addis Ababa; 2006.

## 12. ANNEXES

### Annex I. conceptual framework for sexual violence and its consequence



**ANNEX II: questionnaire (English and Amharic version)**

**Section 1: Socio demographic characteristics and other related questions.**

No	Questions	Coding category
101	How old are you?	_____ (age in years)
102	What is your religion?	1. Orthodox 2. catholic 3. Protestant 4. Muslim 5. Other( specify)
103	Marital status	1. never married 2. Married 3. living with partner 4. Separated 5. Divorced 6. Widowed
104	Your current educational Level	1. Grade 7 2. Grade 8 3. Grade 9 4. Grade10
105	With whom do you live currently?	1. with my husband 2. with my family 3. with relative 4. alone 5. with friend

		<ol style="list-style-type: none"> <li>6. house maid</li> <li>7. Other( specify)</li> </ol>
106	Where did you grow up	<ol style="list-style-type: none"> <li>1. Rural in this area</li> <li>2. Urban(town) in this area</li> <li>3. Rural else where</li> <li>4. Urban else where</li> </ol>
107	Are your father and mother living together currently?	<ol style="list-style-type: none"> <li>1. YES</li> <li>2. Separated</li> <li>3. Divorced</li> <li>4. Only Mother alive</li> <li>5. Only Father alive</li> <li>6. Both of them not alive</li> </ol>
108	Father educational status	<ol style="list-style-type: none"> <li>1. Illiterate</li> <li>2. read and write</li> <li>3. 1-6 grade</li> <li>4. 7-8 grade</li> <li>5. 9-12 grade</li> <li>6. certificate/diploma</li> <li>7. degree and above</li> </ol>
109	mother educational status	<ol style="list-style-type: none"> <li>1. Illiterate</li> <li>2. read and write</li> <li>3. 1-6 grade</li> <li>4. 7-8 grade</li> <li>5. 9-12 grade</li> <li>6. certificate/diploma</li> <li>7. degree and above</li> </ol>
110	What is your occupation?	<ol style="list-style-type: none"> <li>1. No occupation</li> <li>2. House maid</li> <li>3. House wife</li> </ol>

		<ul style="list-style-type: none"> <li>4. Daily laborer</li> <li>5. Civil servant</li> <li>6. Farmer</li> <li>7. Employed in private sector</li> <li>8. Have private business</li> <li>9. Others ( specify)-----</li> </ul>
111	What is Your monthly income?	<ul style="list-style-type: none"> <li>1. _____(birr)</li> <li>2. No income at all</li> </ul>
112	How long have you lived in Hawassa?	<ul style="list-style-type: none"> <li>1. _____(in months)</li> <li>2. _____(in years)</li> </ul>
113	What is your perceived current parent's/relative income per month?	<ul style="list-style-type: none"> <li>1. 0-500 ETB</li> <li>2. 501-1000 ETB</li> <li>3. &gt; 1000 ETB</li> </ul>
114	Do you have any disability? Specify?	<ul style="list-style-type: none"> <li>1. Never</li> <li>2. Partial hearing</li> <li>3. Complete Hearing</li> <li>4. Partial visual</li> <li>5. Complete Visual</li> <li>6. Mobility</li> <li>7. Other(specify)</li> </ul>
Part two: section on associated factors		
201	Do you smoke? If so how often do you smoke?	<ul style="list-style-type: none"> <li>1. Never</li> <li>2. Regularly</li> <li>3. Sometimes</li> </ul>
202	Did you drink alcohol? If so how often do you drink?	<ul style="list-style-type: none"> <li>4. Never</li> <li>5. Regularly</li> <li>6. Sometimes</li> </ul>
203	On the days that you drunk, how many drinks did you usually have in a day?	Number of drinks(____)

204	Do you chew chat? If yes how often?	7. Never 8. Regularly 9. Sometimes
205	Do you take the following drugs like  1. cocaine, 2. shisha 3. marijuana	Yes No  1 2 1 2 1 2
Part three. Section on sexual history		
301	Have you ever had sexual intercourse?	1. Yes 2. No(skip to Q.304)
302	How old were you when you had Sexual intercourse for the first time?	____ (in year)
303	If response to Q.201 is yes how did you start sexual intercourse?	1. In a marriage 2. Personal desire 3. Peer pressure 4. Promising word from Partner 5. For financial purpose 6. For passing examination 7. forced 8. Others Specify
304	Have you ever had forced sex without your consent?	1. Yes 2. No(skip to Q.324)
305	If yes, for Q.305 Who was the perpetrator?	1. Close relative 2. Teacher

		<ol style="list-style-type: none"> <li>3. Student</li> <li>4. friend</li> <li>5. Neighbors</li> <li>6. An unknown person</li> <li>7. By group</li> <li>8. Other(specify)</li> </ol>
306	If yes, for Q.305 What is the mechanism used to force you?	<ol style="list-style-type: none"> <li>1. Hit you</li> <li>2. Pointed a knife</li> <li>3. Pointed a gun</li> <li>4. Threats of harm</li> <li>5. Made you drunk</li> <li>6. Gave you drug</li> <li>7. Others specify -----</li> </ol>
307	How old was the perpetrator?	<ol style="list-style-type: none"> <li>1. Same age</li> <li>2. Older than me</li> <li>3. Much older than me</li> <li>4. Other (specify)</li> </ol>
308	If yes, for Q.305 Where was the place?	<ol style="list-style-type: none"> <li>1. In my home</li> <li>2. school compound</li> <li>3. in the jungle</li> <li>4. Hotel</li> <li>5. friends home</li> <li>6. Others specify</li> </ol>
309	With whom did you share the event after you had unwanted sexual intercourse?	<ol style="list-style-type: none"> <li>1. Nobody</li> <li>2. A friend</li> <li>3. Sister / Brother</li> <li>4. Health Professionals</li> <li>5. Parents</li> <li>6. Other / Specify</li> </ol>
310		

	Did you report the event to the legal body after the event?	<ol style="list-style-type: none"> <li>1. Did not inform</li> <li>2. To kebele</li> <li>3. To police</li> <li>4. To elderly people</li> <li>5. Women's affair</li> <li>6. Other (specify)</li> </ol>																												
311	<p>If, for question no.311 is not reported to anybody, why you kept the secret?</p> <ol style="list-style-type: none"> <li>1. Do not know What to do</li> <li>2. Afraid of parents</li> <li>3. Afraid that it is shame</li> <li>4. Afraid of the Perpetuator</li> <li>5. The legal body is not helpful</li> <li>6. Others / Specify</li> </ol>	<table style="width: 100%; border: none;"> <thead> <tr> <th style="width: 50%;"></th> <th style="width: 50%; text-align: center;">No</th> <th style="width: 50%;"></th> <th style="width: 50%; text-align: center;">Yes</th> </tr> </thead> <tbody> <tr> <td>1</td> <td style="text-align: center;">1</td> <td style="text-align: center;">2</td> <td></td> </tr> <tr> <td>2</td> <td style="text-align: center;">1</td> <td style="text-align: center;">2</td> <td></td> </tr> <tr> <td>3</td> <td style="text-align: center;">1</td> <td style="text-align: center;">2</td> <td></td> </tr> <tr> <td>4</td> <td style="text-align: center;">1</td> <td style="text-align: center;">2</td> <td></td> </tr> <tr> <td>5</td> <td style="text-align: center;">1</td> <td></td> <td style="text-align: center;">2</td> </tr> <tr> <td>6</td> <td style="text-align: center;">1</td> <td></td> <td style="text-align: center;">2</td> </tr> </tbody> </table>		No		Yes	1	1	2		2	1	2		3	1	2		4	1	2		5	1		2	6	1		2
	No		Yes																											
1	1	2																												
2	1	2																												
3	1	2																												
4	1	2																												
5	1		2																											
6	1		2																											
312	Is there any action taken to the perpetuator?	<ol style="list-style-type: none"> <li>1. Nothing</li> <li>2. Imprisonment</li> <li>3. Financial penalty</li> <li>4. Financial compensation levied by elderly</li> <li>5. Forced to marry</li> <li>6. Other /Specify</li> </ol>																												
313	Have you ever had forced sex without your consent in the last 12 months?	<ol style="list-style-type: none"> <li>1. Yes</li> <li>2. No(skip to Q.318)</li> </ol>																												
314	If yes, for Q.305 Who was the perpetuator?	<ol style="list-style-type: none"> <li>1. Close relative</li> <li>2. Teacher</li> <li>3. Student</li> <li>4. Friend</li> <li>5. Neighbors</li> <li>6. An unknown person</li> <li>7. By group</li> </ol>																												

		8. Other(specify)
315	If yes, for Q.305 What is the mechanism used to force you?	<ol style="list-style-type: none"> <li>1. Hit you</li> <li>2. Pointed a knife</li> <li>3. Pointed a gun</li> <li>4. Threats of harm</li> <li>5. Made you drunk</li> <li>6. Gave you drug</li> <li>7. Others specify -----</li> </ol>
316	How old was the perpetrator?	<ol style="list-style-type: none"> <li>1. Same age</li> <li>2. Older than me</li> <li>3. Much older than me</li> <li>4. Other (specify)</li> </ol>
317	If yes, for Q.305 Where was the place?	<ol style="list-style-type: none"> <li>1. In my home</li> <li>2. school compound</li> <li>3. in the jungle</li> <li>4. Hotel</li> <li>5. friends home</li> <li>6. Others specify</li> </ol>
318	Do you think that being night school students has an impact for your situation?	<ol style="list-style-type: none"> <li>1. Yes</li> <li>2. No(skip to Q.323)</li> </ol>
319	With whom did you share the event after you had unwanted sexual intercourse?	<ol style="list-style-type: none"> <li>1. Nobody</li> <li>2. A friend</li> <li>3. Sister / Brother</li> <li>4. Health Professionals</li> <li>5. Parents</li> <li>6. Other / Specify</li> </ol>
320	Did you report the event to the legal body after the event?	<ol style="list-style-type: none"> <li>1. Did not inform</li> <li>2. To police</li> <li>3. To kebele</li> </ol>

		<ul style="list-style-type: none"> <li>4. To elderly people</li> <li>5. Women's affair</li> <li>6. Other legal bodies</li> </ul>												
321	<p>If, for question no.311 is not reported to anybody, why you kept the secret?</p> <ul style="list-style-type: none"> <li>1. Do not know What to do</li> <li>2. Afraid of parents</li> <li>3. Afraid the public Reaction</li> <li>4. Afraid of the Perpetuator</li> <li>5. The legal body is not helpful</li> <li>6. Others / Specify</li> </ul>	<table border="0"> <thead> <tr> <th>No</th> <th>Yes</th> </tr> </thead> <tbody> <tr> <td>1</td> <td>2</td> </tr> <tr> <td>1</td> <td>2</td> </tr> <tr> <td>1</td> <td>2</td> </tr> <tr> <td>1</td> <td>2</td> </tr> <tr> <td>1</td> <td>2</td> </tr> </tbody> </table>	No	Yes	1	2	1	2	1	2	1	2	1	2
No	Yes													
1	2													
1	2													
1	2													
1	2													
1	2													
322	Is there any action taken to the perpetuator?	<ul style="list-style-type: none"> <li>1. Nothing</li> <li>2. Imprisonment</li> <li>3. Financial penalty</li> <li>4. Financial compensation levied by elderly</li> <li>5. Forced to marry</li> <li>6. Other /Specify</li> </ul>												
323	How many times in your life time did you encountered such forced sex?	<ul style="list-style-type: none"> <li>1. One times</li> <li>2. Two times</li> <li>3. Three time</li> <li>4. Four times and above times</li> </ul>												
324	How many sexual partners have you ever experienced until now?	<ul style="list-style-type: none"> <li>1. Nothing</li> <li>2. One</li> <li>3. Two</li> <li>4. Three</li> <li>5. Four or more</li> </ul>												

325	Have you had sexual intercourse in the last 12 months?	1. Yes 2. No																				
326	The following acts may happen to many women, did some one ever made to you?  1. Un wanted sexual act such as - - Verbal jokes /asked to have sex 2. Face unwelcome touching on your genital or breast etc. 3. Unwelcome kissing	<table border="0"> <thead> <tr> <th colspan="2">Lifetime</th> <th colspan="2">Last 12 months</th> </tr> <tr> <th>Yes</th> <th>No</th> <th>Yes</th> <th>No</th> </tr> </thead> <tbody> <tr> <td>1</td> <td>2</td> <td>1</td> <td>2</td> </tr> <tr> <td>1</td> <td>2</td> <td>1</td> <td>2</td> </tr> <tr> <td>1</td> <td>2</td> <td>1</td> <td>2</td> </tr> </tbody> </table>	Lifetime		Last 12 months		Yes	No	Yes	No	1	2	1	2	1	2	1	2	1	2	1	2
Lifetime		Last 12 months																				
Yes	No	Yes	No																			
1	2	1	2																			
1	2	1	2																			
1	2	1	2																			
327	Have you faced an attempted rape? If yes how do you manage to escape the attempt?	1. Did not face an attempted rape 2. By giving an appointment 3. By fighting 4. By shouting 5. By getting help from other person 6. By running 7. By frightening 8. By forming a gang 9. Other(specify)																				
328	Do you know of student girls who ever faced rape?	1. Yes 2. No																				
329	If yes to Q. 212. How many	_____																				
330	Who was the perpetrator?	1. Close relative 2. Teacher																				

		<ol style="list-style-type: none"> <li>3. Student</li> <li>4. A brothers friend</li> <li>5. Neighbors</li> <li>6. A boy friend</li> <li>7. An unknown person</li> <li>8. Other(specify)</li> </ol>																																							
331	<p>Did you have any of the following problems after the unwanted sexual intercourse?</p> <p>(more than one response is possible)</p>	<ol style="list-style-type: none"> <li>1. Pregnancy</li> <li>2. Abortion</li> <li>3. injury around the genitalia</li> <li>4. Unusual discharge from genitalia with different color than usual, bad odour</li> <li>5. Swelling around the genitalia</li> <li>6. Other (specify)</li> </ol>																																							
332	<p>Which of the following did you experience after forced sex in your lifetime?</p> <ol style="list-style-type: none"> <li>1. frequent head aches</li> <li>2. Poor appetite</li> <li>3. Bad sleep</li> <li>4. Easily frightened</li> <li>5. Hands shake</li> <li>6. Do you feel nervous, tense or worried</li> <li>7. Is your digestion poor</li> <li>8. Blame yourself for what happened</li> <li>9. Hate others for What has happened on you</li> <li>10. Feel unhappy</li> <li>11. Cry more than usual</li> <li>12. Do you find it difficult to enjoy your</li> </ol>	<table style="width: 100%; border-collapse: collapse;"> <thead> <tr> <th style="width: 60%;"></th> <th style="width: 20%; text-align: center;">Yes</th> <th style="width: 20%; text-align: center;">No</th> </tr> </thead> <tbody> <tr><td></td><td style="text-align: center;">1</td><td style="text-align: center;">2</td></tr> <tr><td></td><td style="text-align: center;">1</td><td style="text-align: center;">2</td></tr> <tr><td></td><td style="text-align: center;">1</td><td style="text-align: center;">2</td></tr> <tr><td></td><td style="text-align: center;">1</td><td style="text-align: center;">2</td></tr> <tr><td></td><td style="text-align: center;">1</td><td style="text-align: center;">2</td></tr> <tr><td></td><td style="text-align: center;">1</td><td style="text-align: center;">2</td></tr> <tr><td></td><td style="text-align: center;">1</td><td style="text-align: center;">2</td></tr> <tr><td></td><td style="text-align: center;">1</td><td style="text-align: center;">2</td></tr> <tr><td></td><td style="text-align: center;">1</td><td style="text-align: center;">2</td></tr> <tr><td></td><td style="text-align: center;">1</td><td style="text-align: center;">2</td></tr> <tr><td></td><td style="text-align: center;">1</td><td style="text-align: center;">2</td></tr> <tr><td></td><td style="text-align: center;">1</td><td style="text-align: center;">2</td></tr> </tbody> </table>		Yes	No		1	2		1	2		1	2		1	2		1	2		1	2		1	2		1	2		1	2		1	2		1	2		1	2
	Yes	No																																							
	1	2																																							
	1	2																																							
	1	2																																							
	1	2																																							
	1	2																																							
	1	2																																							
	1	2																																							
	1	2																																							
	1	2																																							
	1	2																																							
	1	2																																							
	1	2																																							

	daily activities	1	2
	13. Loose interest in sexual intercourse	1	2
	14. Become addicted to alcohol and drugs	1	2
	15. Daily life suffering	1	2
	16. Lost interest on things	1	2
	17. Fell that you are a worthless person	1	2
	18. Thought of ending your life	1	2
	19. Tried to take your life	1	2
	20. Fell tired all the time	1	2

አዲስ አበባ ዩኒቨርሲቲ

የሕክምና ፋክልቲ

የሕብረተሰብ ጤና ት/ቤት

መግቢያ

□ንደምን ነሽ

ስሜ ወ/ት ----- ይበላል። ከአ/አበባ ዩኒቨርሲቲ ህክምና ፋክልቲ የሕ/ሰብ ጤና ት/ቤት ጋራ በመተባበረ በወሲብ ጥቃትና ችግሮች ዙሪያ በተማሪዎች ላይ ጥናት □ያደረግን ነው። ከዚህ ጥናት የሚገኘው ውጤት የችግሩን መጠንና ተያያዥ ችግሮች ዙሪያ መረጃ የሚስጥ ሲሆን ለሚከሰቱ ችግሮች መፍትሄ ለማምጣት(ለማፈላለግ) ይመች ዘንድ ጭምርም ነው። በችግሩ ዙሪያ ለሚሰሩ መንግስቶች ሆነ መንግስቶች ላልሆኑ ድርጅቶች በቂ መረጃ ይሰጣል። በዚህ ጥናት ላይ የተሳተፈሽው በ□□ □□□□□□ □□□□ □□□□ □□□□□ □□□□

ጥናቱ በረካ□ በግል ሕይወት ዙሪያ ጥያቄዎች አሉት ስለዚህ ጥናቱ በትክክል የ□ለመለትን ግብ □ዲመ□ታ ያንቺን ከፍተኛ ትብብር ይፈልጋል። የምትመልሱት የግል መልሶችሽ በጥንቃቄ እ□ና በሚስጥር የተጠበቁ ይሆናሉ። ለዚህም ሲባል በመጠየቁ ላይ ስምሽን መፃፍ አይጠበቅብሽም። ጥናቱ በፈቃደኝነት የሚከናወን ሲሆን በማንኛውም ጊዜ ያለመሳትፍ መብት አልሽ ሆኖም ከዚህ ጥናት የሚገኘው ውጤት መስል ወጣቶች ላይ የሚደርሰውን ወሲባዊ ጥቃት ለመከላከል ስለሚረዳ ተሳትፎሽን □□□□□□□□። ስለምትሰጡን ቅንና እ□ውነተኛ ምላሽ በጣም □□መሰግናለን።

የስምምነት ማረጋገጫ

ስለዚህ መጠይቁን ለመሙላት /ለመመለስ ፈቃደኛ ነሽ

አዎ-----

አይደለሁም-----





205	የሚከተሉትን ነገሮች ትወስኛያለሽ ኮኬን ሀሽሽ ማረዋና	አዎ 1 1 1	አይደለም 2 2 2
<p>ክፍል ሦስት: □□□□ 301 - 332 □□□□□□ □□□□□ □ ወሲብ ጥቃት የተመለከቱ ናቸው::  ከላይ □□□ □□□□□ □□□□□□ □□□□□ □□□□ □□ □□□ □□□□ □□□□ □□□□  ሲባል በመጠየቁ ላይ ስምሽን መጻፍ አይጠበቅብሽም:: □□□□□□ □□□ □□□□□□  □□□□□□□ □□□□ □□□ □□□ □□ □□□□□ □□□□ □□□□ □□□□□□ □□□□□  □□□ □□□□□□□□□ □□□□□□□</p>			
301	የግብረሰጋ ግንኙነት አድርገሽ □ወ.ቁያለሽ?	1. አዎን 2. አድርጌ አላወቅም(□□ □.□ 304 □□□)	
302	የመጀመሪያ ግንኙነት ያደረግሽዉ በስንት አመትሽ ነበር ?	□-----አመት	
303	በመጀመሪያ ግብረሰጋ ግንኙነት □ንድ□ደርጊ የገፋፋሽ ምክንያት ምንድን ነዉ?	1. በትዳር 2. በፍቅር 3. በጎደኞቹ ተገፋፍቼ 4. □□□ □□ □□□ ቃላት □□□□□□□ 5. □□□□ □□□□□□□ 6. ገንዘብ ለማግኘት 7. ፈተና ለማለፊ 8. ተገድጄ 9. ሌላ ካለ ይገለፅ	
304	□□□□□ □□□□ የአስገድዶ መደፈረ ጥቃት ደረሰብሽ ያወቃል?	1. አዎ 2. አይደለም(□□ □.□ 313 □□□)	
305	ለጥያቄ ቁጥር...304 መልስሽ አዎ ከሆነ አስገዳጁ ማነዉ?	1. የቅርብ ቤተሰብ/ዘመድ 2. አስተማሪ 3. ተማሪ 4. ጎደኛ 5. ጎረቤት 6. የማላውቀዉ ሰዉ 7. በቡድን 8. ሌላ ካለ ይገለፅ	
306	ለጥያቄ ቁጥር...304 የደፈረሽ ሰዉ ለማስገደድ በምን ተጠቀመ?	1. በሃይል በመድብድብ 2. በስለት በማስፈራራት 3. በመሳሪያ በማስፈራራት 4. በቃላት በማስፈራራት 5. በመጠጥ በማስከር 6. በ□ፅ በማደገዝ 7. ሌላ ካለ ይገለፅ	
307	ለጥያቄ ቁጥር...304 የደፈረሽ ሰዉ □ድሜ በግምት ስንት ይሆናል?	1. የ□ድሜሽ □ኩያሽ ይሆናል 2. ከአንቺ ትንሽ ከፍ ይላል 3. ከአንቺ በጣም ይበልጣል 4. ሌላ ካለ ይገለፅ	
308	ለጥያቄ ቁጥር...304 የአስገድዶ መድፈር ያጋጠመሽ በ□ የት ነዉ?	1. በቤቴ ዉስጥ 2. በትምህርት ቤት ግቢ 3. በመንገድ/ጫካ ዉስጥ 4. በሆቴል	

		5. በጎደኞቹ ቤት 6. ሌላ ይጥቀሱ
309	ከተደፍርሽ በጎላ ችግርሽን ለማን አካፈልሽ?	1. ለማንም 2. ለጎደኛ 3. ለ□ህት ወይም ለወንድም 4. ለጤና ባለሙያ 5. ለወላጆቹ 6. ሌላ ካለ ይገለፅ
310	ችግሩን ለየተኛው ህጋዊ አካል አመለካከትሽ?	1. አላመለከትኩም 2. ለቀበሌ 3. ለፖሊስ 4. ለአገር ሽማግሌ 5. ለሴቶች ጉዳይ 6. ሌላ ካለ ይገለፅ
311	ለተራ ቁጥር 311 መልሱ ለማንም አላመለከትኩም ከሆነ ለምን ዝም አልሽ?  1. ምን ማድረግ እንዳለብኝ አላወቅም 2. ቤተሰቦቼን በመፍራት 3. ነወር በመሆኑ ፈራሁኝ 4. ደፋሪው ስላስፈራራኝ 5. ፖሊስ አይቀበለኝም በማለት 6. ሌላ ካለ ይገለፅ	አይደለም                      ነወ.  1                                      2 1                                      2 1                                      2 1                                      2 1                                      2 1                                      2
312	የደፈረሽ ሰው ምን ተቀጣ ?	1. ምንም 2. □ስራት 3. የገንዘብ ቅጣት 4. በሽማግሌ የገንዘብ ካሳ □ንዲከፍል ተደረገ 5. □ንዲጠቀልለኝ ተደረገ 6. ሌላ ካለ ይገለፅ
313	□□□□ 12 □□□ □□□ የአስገዳዳ መደፈረ ጥቃት ደረሰብሽ ያውቃል?	1. አዎ 2. አይደለም(□□ □.□ 324 □□□)
314	ለጥያቄ ቁጥር...314 መልስሽ አዎ ከሆነ አስገዳጁ ማነው?	1. የቅርብ ቤተሰብ/ዘመድ 2. አስተማሪ 3. ተማሪ 4. ጎደኛ 5. ጎረቤት 6. የማላወቀው ሰው 7. በቡድን 8. ሌላ ካለ ይገለፅ
315	ለጥያቄ ቁጥር...314 የደፈረሽ ሰው ለማስገደድ በምን ተጠቀመ?	1. በሃይል በመድብድብ 2. በስለት በማስፈራራት

		<ol style="list-style-type: none"> <li>3. በመሳሪያ በማስፈራራት</li> <li>4. በቃላት በማስፈራራት</li> <li>5. በመጠጥ በማስከር</li> <li>6. በ□ በማደገዝ</li> <li>7. ሌላ ካለ ይገለፅ</li> </ol>																					
316	ለጥያቄ ቁጥር...314 የደፈረሽ ሰው □ ድሜ በግምት ስንት ይሆናል?	<ol style="list-style-type: none"> <li>1. የ□ ድሜ ስኩያ ስንት ይሆናል</li> <li>2. ከአንቺ ትንሽ ከፍ ይላል</li> <li>3. ከአንቺ በጣም ይበልጣል</li> <li>4. ሌላ ካለ ይገለፅ</li> </ol>																					
317	ለጥያቄ ቁጥር...314 የአስገድዶ መድፈር ያጋጠመሽ በ□ የት ነው?	<ol style="list-style-type: none"> <li>1. በቤቴ ውስጥ</li> <li>2. በትምህርት ቤት ግቢ</li> <li>3. በመንገድ/ጫካ ውስጥ</li> <li>4. በሆቴል</li> <li>5. በጎደኞቹ ቤት</li> <li>6. ሌላ ይጥቀሱ</li> </ol>																					
318	የማ□ □□□ □□□□ □ አስገድዶ መደፈር አስተዋጽኦ አለው ብለሽ □□□□□□?	<ol style="list-style-type: none"> <li>1. አዎ</li> <li>2. አይደለም</li> </ol>																					
319	ከተደፍርሽ በኋላ ችግርሽን ለማን አካፈልሽ?	<ol style="list-style-type: none"> <li>1. ለማንም</li> <li>2. ለጎደኛ</li> <li>3. ለ□ ህት ወይም ለወንድም</li> <li>4. ለጤና ባለሙያ</li> <li>5. ለወላጆቹ</li> <li>6. ሌላ ካለ ይገለፅ</li> </ol>																					
320	ችግሩን ለየትኛው ህጋዊ አካል አመለከትሽ?	<ol style="list-style-type: none"> <li>1. አላመለከትኩም</li> <li>2. ለቀበሌ</li> <li>3. ለፖሊስ</li> <li>4. ለአገር ሽማግሌ</li> <li>5. ለሴቶች ጉዳይ</li> <li>6. ሌላ ካለ ይገለፅ</li> </ol>																					
321	ለተራ ቁጥር 320 መልሱ ለማንም አላመለከትኩም ከሆነ ለምን ዝም አልሽ?	<table border="0" style="width: 100%;"> <tr> <td></td> <td style="text-align: center;">አይደለም</td> <td style="text-align: center;">ነው</td> </tr> <tr> <td>1. ምን ማድረግ እንዳለብኝ አላወቅም</td> <td style="text-align: center;">1</td> <td style="text-align: center;">2</td> </tr> <tr> <td>2. ቤተሰቦቼን በመፍራት</td> <td style="text-align: center;">1</td> <td style="text-align: center;">2</td> </tr> <tr> <td>3. ነወር በመሆኑ ፈራሁኝ</td> <td style="text-align: center;">1</td> <td style="text-align: center;">2</td> </tr> <tr> <td>4. ደፋሪው ስላስፈራራኝ</td> <td style="text-align: center;">1</td> <td style="text-align: center;">2</td> </tr> <tr> <td>5. ፖሊስ አይቀበለኝም በማለት</td> <td style="text-align: center;">1</td> <td style="text-align: center;">2</td> </tr> <tr> <td>6. ሌላ ካለ ይገለፅ</td> <td style="text-align: center;">1</td> <td style="text-align: center;">2</td> </tr> </table>		አይደለም	ነው	1. ምን ማድረግ እንዳለብኝ አላወቅም	1	2	2. ቤተሰቦቼን በመፍራት	1	2	3. ነወር በመሆኑ ፈራሁኝ	1	2	4. ደፋሪው ስላስፈራራኝ	1	2	5. ፖሊስ አይቀበለኝም በማለት	1	2	6. ሌላ ካለ ይገለፅ	1	2
	አይደለም	ነው																					
1. ምን ማድረግ እንዳለብኝ አላወቅም	1	2																					
2. ቤተሰቦቼን በመፍራት	1	2																					
3. ነወር በመሆኑ ፈራሁኝ	1	2																					
4. ደፋሪው ስላስፈራራኝ	1	2																					
5. ፖሊስ አይቀበለኝም በማለት	1	2																					
6. ሌላ ካለ ይገለፅ	1	2																					
322	የደፈረሽ ሰው ምን ተቀጣ ?	<ol style="list-style-type: none"> <li>1. ምንም</li> <li>2. □ ስራት</li> </ol>																					

		3. የገንዘብ ቅጣት 4. በሽማግሌ የገንዘብ ካሳ <input type="checkbox"/> ንዲክፍል ተደረገ 5. <input type="checkbox"/> ንዲጠቀልላኝ ተደረገ 6. ሌላ ካለ ይገለፅ																								
323	በህይወት ዘመንሽ <input type="checkbox"/> <input type="checkbox"/> ካሬ ድረስ ስንት የመደፈረ አደጋ አጋጥሞሽ ያወቃል?	1. አንድ ጊዜ 2. ሁለት ጊዜ 3. ሶስት ጊዜ 4. አራት <input type="checkbox"/> ና <input type="checkbox"/> ካ በላይ ጊዜ																								
324	<input type="checkbox"/> ስክ አሁን ድረስ ስንት የወሲብ ጎደኞች አሉሽ?	1. ምንም የለኝም 2. አንድ 3. ሁለት 4. ሶስት 5. አራት <input type="checkbox"/> ና ካ በላይ																								
325	ባለፉት 12 ወራት ውስጥ የግብረ ስጋ ግንኙነት አርገሽ ታወቅዋለሽ?	1. አዎ 2. አይደለም																								
326	ከዚህ በ <input type="checkbox"/> ጥቅ የተዘረዘሩት አንዳንድ ሴቶችን የገጠማቸው ሁኔታዎች ናቸው አንቺንስ? ማንኛውም ሰው የሚከተሉትን ነገሮች ፈጽሞብሽ ያወቃል? 1. በቃላት፤ በቀልድ ያልተፈለገ ወስባዊ ጥያቄ 2. ያልተፈለገ ወሲባዊ ትንኮሳ ጡት መንካት፤ ወይም ብልት መንካት ወዘተ... 3. አስገድዶ የመሳም	<table border="1"> <thead> <tr> <th colspan="2">በህይወትሽ</th> <th colspan="2">በአለፈው 1 አመት</th> </tr> <tr> <th><input type="checkbox"/></th> <th><input type="checkbox"/></th> <th><input type="checkbox"/></th> <th><input type="checkbox"/></th> </tr> <tr> <th>አዎ</th> <th>አይደለም</th> <th>አዎ</th> <th>አይደለም</th> </tr> </thead> <tbody> <tr> <td>1</td> <td>2</td> <td>1</td> <td>2</td> </tr> <tr> <td>1</td> <td>2</td> <td>1</td> <td>2</td> </tr> <tr> <td>1</td> <td>2</td> <td>1</td> <td>2</td> </tr> </tbody> </table>	በህይወትሽ		በአለፈው 1 አመት		<input type="checkbox"/>	<input type="checkbox"/>	<input type="checkbox"/>	<input type="checkbox"/>	አዎ	አይደለም	አዎ	አይደለም	1	2	1	2	1	2	1	2	1	2	1	2
በህይወትሽ		በአለፈው 1 አመት																								
<input type="checkbox"/>	<input type="checkbox"/>	<input type="checkbox"/>	<input type="checkbox"/>																							
አዎ	አይደለም	አዎ	አይደለም																							
1	2	1	2																							
1	2	1	2																							
1	2	1	2																							
327	ተደፍረሽ የማ <input type="checkbox"/> ወ <input type="checkbox"/> ከሆነ የመደፈር ሙከራ ተደረጎብሽ ያወቃል? <input type="checkbox"/> ንደዎትስ አ <input type="checkbox"/> መለጥሽ?(ከአንድ በላይ መልስ ይቻላል)	1. የመደፈር ሙከራ ተደርጎብኝ <input type="checkbox"/> ያወቅም 2. ሌላ ቀጠሮ በመስጠት 3. በመ <input type="checkbox"/> ገል 4. በመጮህ 5. በሌሎች ሰዎች <input type="checkbox"/> ርዳታ 6. ሮጦ በማምለጥ 7. በማስፈራራት 8. በቡድን በመተጋገዝ 9. ሌላ ካለ ይገለፁ																								
328	አስገድዶ መድፈር ያጋጠማት ተማሪ <input type="checkbox"/> ወቁያለሽ?	1. አዎ 2. አላወቅም																								
329	አዎ ከሆነ ምላሽሽ ስንት ተማሪ?	-----																								
330	የደፈራት ሰው ማን ነው?	1. የቅርብ ዘመድ 2. አስተማሪ 3. ተማሪ 4. የወንድም ጎደኛ 5. ጎረቤት																								



	ትፈልጊያለኝ	1	2
	19. ሕይወትኝን ለማጥፋት ሞክረኝ □ ወ.ቁያለኝ	1	2
	20. ኦዘወትሮ ይደክምኛል	1	2

## DECLARATION

I, the undersigned, declared that this is my original work, has not been presented for a degree in this or any other University, and that all sources of materials used for this thesis has been fully acknowledged.

Name: MEDHANIT ASFAW

Signature\_\_\_\_\_

Place: **ADDIS ABABA, ETHIOPIA**

Date of Submission: **may10, 2011**

This thesis has been submitted for examination with my approval as University Advisor

Name: Dr. MITIKE MOLLA

Signature\_\_\_\_\_