

Assessment on the Impact of Empowerment

ADDIS ABABA UNIVERSITY
COLLEGE OF SOCIAL SCIENCE
SCHOOL OF SOCIAL WORK

ASSESSMENT ON THE IMPACT OF YOUTH EMPOWERMENT EFFORT IN CHANGING
THE LIVES OF MICRO AND SMALL ENTERPRISE ORGANIZED SOLID WASTE
COLLECTOR YOUTHS IN ADDIS ABABA CITY: THE CASE OF ARADA SUB CITY.

BY

ASMAMAW DEGU



June, 2015

Assessment on the Impact of Youth Empowerment Effort in Changing the Lives of Micro and Small Enterprise Organized Solid Waste Collector Youths in Addis Ababa City: the Case of Arada Sub City.

By
AsmamawDegu

A Thesis Presented as a fulfillment for the Degree of Masters of Social Work at Addis Ababa
University


Addis Ababa University
Graduate School of Social Work

June, 2015
Addis Ababa

Addis Ababa University

Graduate School of Social Work

Approved by:



Advisor


Signature



Examiner


Signature



Examiner


Signature


DECLARATION

I the under signed, declare that this thesis is my original work and has not been presented for a degree in any University, and that all sources of materials used for the thesis have been duly acknowledged.

Name

AsmamawDegu

Signature



Addis Ababa University

June, 2015

Acknowledgement

First and for most, I would like to thank and honor the Almighty God for giving me the strength to start and complete my study.

The completion of this thesis owes much to the encouragement, inspiration and collaboration of many individuals. Without them, it was not viable and they have to be credited. First of all, my Advisor, Abebe Assefa Abete (PhD) has to be praised for his persistent follow up since the inception of the study. Your critical comments, advise and welcoming personalities were undeniably vital for the completion of my thesis and thank you once again.

My appreciation goes also to Asfaw Degu (PhD), my brother at Ben-Gurion University of Israel, for his financial support and he promptly send me some journal articles and important materials related to the study that I failed to access here. My sincere thanks also goes to Ato Aleme Ashene for his great assistance and encouragement during my study.

I am indebted to the research participants since they were willing to participate in the study putting aside their stuff by the time of data collection. Though they are many to mention their name, I am also grateful to the individuals working in Arada Sub City Sanitation and Beautification office, for their collaboration in the process of recruiting participants of the study and furnishing necessary documents.

I would also extend my appreciation to my sister Serkalem Degu for her uninterrupted support during writing of my paper and throughout editing of this paper. Finally, it is my pleasure to express my gratitude to all of you who were with me in the progress of my thesis, though I didn't mention your names.

Thank you all.

Acronyms

AEC	Adolescent Empowerment Cycle
AIDS	Acquired Immune Deficiency Syndrome
CSA	Central Statics Agency
DCM	Demand Control model
EE	Empowerment Education
EPHTI	Ethiopian Public Health Training Institute
ERI	Effort Reward Imbalance
HIV	Human Immune Virus
JD-R	Job Demands Resources model
MSE	Micro and Small Enterprises
SWCY	Solid Waste Collector Youths
SWMT	Solid Waste Management Team
TPM	Transactional Partnering Model
YDE	Youth Development Empowerment

Table of Contents

Acknowledgement.....	I
Acronyms	II
Table of Contents.....	III
List of Tables.....	VI
Table of Figures.....	VI
Abstract	VII
Chapter One: Introduction	1
1.1 Background.....	1
1.1.1 Empowerment.....	1
1.1.2 Youth Empowerment.....	2
1.1.3 Solid Waste Collection in MSE to Empower Youths	4
1.2 Statement of the Problem	5
1.3 Research Questions	8
1.4 Objective of the Study.....	9
1.5 Significance of the Study	9
1.6 Scope and Limitation of the Study	10
1.7 Conceptual and Operational Definitions of Concepts	11
Chapter Two: Literature Review	13
2.1 Introduction.....	13
2.2 The Ethiopian Youth Policy Overview	13
2.3 Empowerment: Theory and Implication for Practice.....	15
2.4 Youth Empowerment.....	18
2.5 Models of Youth Empowerment.....	19
2.4.1 Adolescent Empowerment Cycle.....	19
2.4.2 Youth Development and Empowerment Program Model.....	20
2.4.3 The Transactional Partnering Model.....	21
2.4.4 The Empowerment Education Model.....	22
2.6 Job characteristics and Employee Wellbeing.....	23
2.5.1. Effort-Reward Model.....	23
2.5.2. The Job Demands-resources model (JD-R)	24

2.7	Conceptual Framework	25
Chapter Three: Research Method		27
3.1	Research Design	27
3.2	Study Population, Sample Size and Sampling Technique	28
3.2.1	Description of the Study Area	28
3.2.2	Sample Size	28
3.2.3	Sampling Technique	30
3.3	Data Collection Methods, Development and procedure.....	30
3.3.1	Data Collection Methods	30
3.3.2	Variables and Measurement	32
3.4	Method of Data Analysis	33
3.4.1	Units of Analysis	34
3.5	Ethical Considerations	34
Chapter: Four		35
4.	Results and Discussion.....	35
	Results	35
4.1	Socio-economic and Demographic Characteristics of Respondents.....	36
4.1.1	Respondent's sex and level of education Current situations	36
4.1.2	Marital status of respondents	37
4.1.3	Housing Condition	37
4.2	Education.....	39
4.3	Physical Health, Injuries and Risky Behaviors.....	40
4.3.1	Respondents Medical Care Options.....	40
4.3.2	Health problems of Garbage Collector Youths.....	41
4.3.3	Injuries/ Hazards because of current work.....	43
4.3.4	High Risk Behaviors	44
4.4	Income and Expenditure.....	44
4.4.1	Area of Engagements before organized in MSE.....	45
4.4.2	Level of income before & after being involved in MSE.....	46
4.4.3	Dependent Family size.....	47
4.4.4	Level of saving pattern	48

4.4.5	Pre MSE and current consumption pattern	49
4. 5	Well-being	49
4.5.1	Assessment of overall life.....	50
4.5.2	Respondents Degree of Satisfaction	51
4. 6	Skill Development.....	52
4..6.1	Involvement in Different Trainings	52
4..6.2	Socio-economic changes of respondents	53
4. 7	Findings of the Key Informant Interview.....	54
4.7.1	Informant Interview with Arada Sub City and Woreda SWMT	54
4.7.2	Interview with MSE Representatives.....	56
	Discussions	58
4. 8	Introduction.....	58
4. 9	Socio-economic Achievements of SWCY	58
4. 10	Socio-economic Challenges of SWCY	60
Chapter: Five		63
5.1	Conclusion and Implication of the Study.....	63
	Conclusion	63
	Implication of the Research	65
	Implication for social work education and practice	65
	Implication for policy and practice	66
	Research implications.....	66
References		68
	Annex I: Questioner Guide for Garbage Collector Youths Organized in MSE (English Version).....	77
	Annex III. Questioner Guide for Garbage Collector Youths Organized in MSE (Amharic Version)	84
	Annex II. Key Informant Interview Guide English Version (for Sub city and Woreda).....	90
	Annex III. Selected Empowerment Indicators	91

List of Tables

Table 1: Summary of the Variables, Indicators and Measurement	33
Table 2: Respondents Level of Education by Sex.....	36
Table 3: Marital Status of Respondents	37
Table 4: Housing conditions of respondents	38
Table 5: Change in the level of Education of Respondents.....	39
Table 6: Health Care Options of Respondents before and after Organization	41
Table 7: Common Health Problems of Garbage Collectors.....	42
Table 8: Health hazards and Injuries associated with garbage collection duties.....	43
Table 9: High risk behaviors	44
Table 10: Garbage collectors former area of engagement.....	45
Table 11: Average monthly income of respondents before and after MSE	46
Table 12: Dependent Family Size of Respondents.....	47
Table 13: Saving pattern before and after MSE	48
Table 14: Comparison of Respondents consumption pattern.....	49
Table 15: Respondent’s response regarding overall life	50
Table 16: Degree of satisfaction of respondents	51
Table 17: Involvement in different trainings.....	52
Table 18: Changes in socio-economic status after organized as garbage collection.....	53

Table of Figures

Figure 1: Empowerment Process.....	26
------------------------------------	----

Abstract

This research aims at assessing the impact of youth empowerment in the lives of micro and small enterprise (MSE) organized solid waste collector youths in Addis Ababa city. It assessed how being organized in micro and small enterprise change the lives of the youths; social and economic changes like income, level of education, housing condition and participation in local decision makings; the challenges of the youths because of their involvement in MSE as solid waste collection and the major achievement of youth empowerment effort by government.

The first chapter gives background of the research, the problem statement, the research questions and objectives, and operational definitions. In the past, various development efforts have been tried to avert the miserable living conditions of the poor; but many of them remained unsuccessful. As part of the developing countries, different attempts had been made to improve the life of the poor in Ethiopia. Youth empowerment strategy was one of those efforts; central to the work of improving human lives and help people gain power and mastery over their lives.

The second chapter is dedicated to the review of relevant literatures for the research. The Ethiopian government has formulated the youth development package to translate in to action the national youth policy with the view to alleviate the economic, social and political problems of the youths. The overall objective of this strategy was to enable the micro and small scale enterprises play significant role in the national development activities, particularly, in the creation of employment opportunities and poverty reduction.

The third section (Research Methods) encompasses general information of study area and its population, the research design, sample size determination, the sampling technique and data collection, the research variables, data analysis and ethical considerations. In this study, a retrospective quantitative survey study design was used to describe and explain the efficiency of empowerment of youths through MSE, whether it brings a meaningful change in lives of solid waste collector youths. For this purpose questioner was prepared and distributed for 122 respondents and key informant interview with experts at sub city and woreda level was conducted.

Chapter Four is consecrated to the presentation of the results and discussion, and the final Chapter Five gives conclusion of the research findings and implications. Empowerment is bringing a comprehensive change and development among people and does not mean an increase in capital. The findings of the study revealed that event though members monthly income level, amount of saving, decision making in family and community, and consumption pattern have been increased but respondents literacy level is yet improved, they were not received different trainings that will help their advancement, they were susceptible to different health related injuries and problems and their standard of living is not significantly changed as a result most of the youths were lived in temporary accommodations.

Chapter One: Introduction

1.1 Background

1.1.1 Empowerment

Empowerment is central to the work of improving human lives. It spotlights social, political, and material resources and inequities in the environment, the strengths of individuals and communities, and the enhancement of well-being through support of the natural inclination to strive for positive change (Zimmerman, 2000). It encompasses a sense of personal control, which has been linked clearly to greater health and well-being (Griffin, Fuhrer, Stansfeld & Marmot 2002); it suggests a mechanism for righting power imbalances in society (Goodman et al, 2004); and it fits well with current dominant trends in the profession such as strengths-based psychology and consumer-oriented mental health care.

As the term suggests, the process of empowerment is fundamentally about gaining power (Masterson & Owen, 2006). In general, scholars view power as embedded in social interactions; these interactions are not limited to struggles for dominance but also include the wide range of ways in which people exert influence. Thus, an increase in power is an increase in one's influence in social relations at any level of human interaction, from dyadic interactions to the interaction between a person and a system. Keeping this understanding of power in mind, Lauren and Alya (2010) define empowerment as an iterative process in which a person who lacks power sets a personally meaningful goal oriented toward increasing power, takes action toward that goal, and observes and reflects on the impact of this action, drawing on his or her evolving self-efficacy, knowledge, and competence related to the goal. Social context influences all six process components and the links among them. The process is not linear, and a person may cycle through components repeatedly with respect to particular goals and associated objectives, reevaluating as

experience promotes reflection. The successful outcome of the process of empowerment is a personally meaningful increase in power that a person obtains through his or her own efforts.

1.1.2 Youth Empowerment

Internationally, the term “youth empowerment” is used to describe a range of activities including micro-credit and employment schemes in many nations in Africa, activities related to reproductive health and self-esteem for female adolescents in America, women's empowerment programs aimed at overcoming gender disparities in Asia and spiritual empowerment activities of faith-based organizations. Despite this ambiguity “empowerment” has been successfully incorporated into a variety of disciplines (social work, anthropology, development, education and human rights) including critical theory, participatory or action research (Bogdan and Biklen, 1992; Travers, 1997) and the educational theories of Bandura (1982).

Furthermore, there are different “types” of empowerment: psychological empowerment that includes self-mastery, self-efficacy (Bandura, 1982) and individual empowerment (Rappaport, 1981; Swift and Levin, 1987), process and outcome oriented empowerment (Fetterman and Wandersman, 2005), social and political action (Craig and Mayo, 1995), or a multi-level combination of these (Israel et al., 1994; Wallerstein, 2006). Wallerstein notes that, by definition, the participants of empowerment programs define their own goals, thus the aims of empowerment itself may only be relevant for that particular social and cultural context (Wallerstein, 2006). Some of the more elusive and difficult to measure goals of empowerment include terms such as autonomy, freedom, self-esteem, self-confidence and control over health or life (Tengland, 2008).

An emerging field, termed positive youth development, is challenging the way researchers traditionally study problem prevention among young people. Emphasis in this

approach is placed on strengths instead of deficits. Building on studies that investigate resilience and protective factors, a positive youth development approach takes advantage of both assets within youth and aspects of the developmental process (Blum, 1998). Due to the emerging nature of the field, researchers place different emphasis on which assets are critical for positive development.

Empowerment efforts seek to enhance wellness, build upon strengths, and identify sociopolitical influences on quality of (Zimmerman, 2000). An empowerment orientation, however, differs from positive youth development by placing more emphasis on the connection between the individual, micro and macro-social structures. Empowerment, for example, assumes that many social and health problems can be attributed to unequal access to resources (Wallerstein, 1992; Zimmerman, 2000). Thus, researchers and practitioners that use this approach aim to increase the capacity of individuals, organizations, and communities by focusing on assets rather than problems, and searching for environmental influences rather than blaming individuals (Zimmerman, 2000). Establishing critical consciousness is a way to achieve this aim.

Researchers identify empowerment as a key component to a positive youth development approach (Benson, 1997). This approach suggests empowering young people offers promising potential to contribute to both positive youth development and youth violence prevention (Zeldin, 2004). Many aspects of positive youth development are consistent with empowerment. Emphasis on strengths, awareness of self and environment, and active participation, for example, are key elements of both approaches. In mid-adolescence (i.e. approximately 15-18 years), for example, one acquires the ability to examine abstract concepts and critically reason as well as adults. Thus, encouraging the development of critical consciousness—a key process in empowerment—at this age is

especially relevant because youth are able to recognize psychological, affective, and social components relative to health and illness (Millstein, 1993). Delineating the features of an empowerment orientation will help clarify potential application to positive youth development and violence prevention.

1.1.3 Solid Waste Collection in MSE to Empower Youths

A comprehensive solid waste management program encompasses sweeping, storage, collection, and disposal of solid waste. Proper management in these four areas helps greatly in controlling insects, rodents and filth borne diseases.

In Ethiopia, particularly in Addis Ababa, an agency is responsible for the collection and disposal of solid wastes for the city of Addis Ababa with an estimated total population of 2.9 million in 2007. The agency has a clear mandate from the city administration of Addis Ababa. It has an institutional setup, separate budget, as well as the necessary equipment, manpower and logistics for the task. The activity is now carried out by 10 sub-city administration where a division runs the solid waste management program.

The estimated solid waste generation of an Addis Ababa resident was about 0.24 kilogram per capita per day and a total of 163,200 tons per annum. The existing collection capacity covered less than 50 percent of the total wastes generated. The remaining wastes were dumped along the streets, on vacant plots, along streams, in ditches and bridges. (EPHTI, 2011)

Like many developing countries, in Ethiopia municipal solid waste is collected manually. Collection of household waste is a job which requires repeated heavy physical activities such as lifting, carrying, pulling, and pushing.

Globally, solid waste collectors are exposed to occupational health related problems from waste materials and physical effort they exert in waste handling. However, the risk levels are still very high in developing countries because of poor public health practice.

Such occupational risk include, but not limited to contact with human faecal matter, part of waste that may have contaminated with toxic materials, bottles with chemical residues, metal containers with residue pesticides and solvents, sharps and other infectious wastes from hospitals, and batteries containing heavy metals. They are also exposed to exhaust emissions of refuse trucks. The waste collector's job involves repetitive motion, awkward working positions, forceful hand exertion and frequent manual handling. Dim lighting in early morning hours, and rain are inevitable (Bogale et.al. 2014). Many different studies explained that this waste is creating health and environmental problems both to the immediate garbage collectors and the residents of Addis Ababa, where there is no proper waste management system.

1.2 Statement of the Problem

Nationally and internationally, a number of studies have been conducted on various dimensions of solid waste management. Knowing of the existing literature it is possible to say that solid waste management is a highly researched social problem especially in Addis Ababa (Bogale et al. 2014; Camilla,2005; Babayemi and Dauda, 2009; Nigatu, Rajan and Bizunesh 2011; ViacheslaV Mutavchi,2012; Ning Ai, 2011; Daniel, Abera and Worku 2014; Ejjigu,2007)

Bogale et al. (2014) conducted a research on their study aimed to assess the extent of occupational injuries and associated factors among solid waste collectors in Addis Ababa. Their findings indicate that most of the solid waste collectors are not used protective device so they are exposed for different health risks and injuries. According to the researchers the extent of occupational injuries among Addis Ababa city solid waste collectors is present in a level that needs immediate public health action. Implementation of

basic occupational health and safety services including training on occupational health and safety, ensuring the provision and use of personal protective devices are highly advisable.

According to Camilla (2005), in his study deals with the informal plastic recovery system in Addis Ababa the research explore organizations and actors involved in the system. Further, the research attempts to estimate the size of the informal sector, the amount of materials collected, the quality of the materials, and the economic aspects of the activities. The study has shown that thousands of individuals in Addis Ababa are dependent on the recovery of plastic materials in order to make a living. It also shows that government ignorance of the informal plastic recovery system as well as civil society's lack of trust and creditability in the government has proven to be one of the main difficulties confronting the plastic recovery system.

Babayemi and Dauda (2009) in their study entitled evaluation of solid waste generation, categories and disposal options in Nigeria. It examines the quantity and rate of solid waste generation in several cities in Nigeria, factors influencing the generation, solid waste types and categories, collection, disposal, reuse and recycling, and environmental problems were investigated in their study. The results indicated large generation at high rate without a corresponding efficient technology to manage the wastes has been indicated.

Nigatu, Rajan and Bizunesh (2011) conducted a study on the challenges and opportunities in municipal solid waste management in Addis Ababa city. The study deals with analysis of the city's current municipal solid waste management problems, opportunities and existing solid waste management practices. The survey was conducted in Bole and Akaki Kaliti sub-city. The study revealed that there are different reasons for low performance of solid waste management in the city includes inaccessibility of the city due to the geographical and urban structure, lack of properly designed collection route system

and time schedule, inadequate and malfunctioning operation equipment, open burning of garbage, poor condition of the final dump site, littering of the corner around the skips which encouraged illegal dumping are the technical problem identified. Insufficient funds as well as lack of promotion on-waste reduction: recycling, absence of cost recovery, practice of energy option, waste separation and composting are among the financial challenge explained.

Viacheslav Mutavchi (2012) examines the cost benefit analysis of solid waste management system using models. The study aimed at providing a special model framework for the evaluation of ecological–economic efficiency of waste management. That was intended to serve as an information support tool for decision making by actors of a solid waste management scheme, primarily at the municipal and regional levels.

Ning Ai (2011) on the other hand conducted a research focuses on the challenges of sustainable municipal solid waste management. The study aimed to demonstrate the critical role of waste management in urban sustainability, promote planners' contribution to proactive and efficient waste management, and facilitate the integration of waste management into mainstream sustainability planning.

Ejigu (2007) also conducted a research on socio-economic and demographic factors affecting solid waste management in Addis Ababa city. The study focuses on the relation between residents social, economic and demographic factors such as education, house hold size, income, institutional involvement, distance, infrastructure and solid waste handling practices.

In summary, Bogale et al. (2014) conducted a research on the extent of occupational injuries and associated factors among solid waste collectors; Camilla (2005), on the informal plastic recovery system and it explores organizations and actors involved in the

system; Babayemi and Dauda (2009) on the evaluation of solid waste generation, categories and disposal options in in Nigeria and it examines the quantity and rate of solid waste generation in several cities in Nigeria; Nigatu, Rajan and Bizunesh (2011) conducted a study on the challenges and opportunities in municipal solid waste management; ViacheslavMutavchi (2012) examines the cost benefit analysis of solid waste management system using models; Ejigu (2007) also conducted a research on socio-economic and demographic factors affecting solid waste management and finally Ning Ai (2011) on the other hand conducted a research focuses on the challenges of sustainable municipal solid waste management.

Even though many different studies in the area of solid waste in Addis Ababa and other countries have been conducted, however the number of studies conducted on the assessment of the challenges and opportunities of the solid waste collector youths because of their involvement in MSE was very minimal. In Ethiopia most of the garbage collectors are initially selected from street youths but now money jobless and poor people organized by small scale enterprise by the government youth empowerment programs and have been involved in the task as a means of survival. Thus, this research was aimed to assess and fill the gap on the impact of youth empowerment effort by government on the lives of solid waste collector youths like change in socio-economic conditions such as change in their level of income, housing conditions, medical care option, degree of satisfaction in their living conditions and level of literacy of these solid waste collectors were covered.

1.3 Research Questions

This study addressed the following research question:-

1. Does the youth empowerment effort by government, through organizing them in MSE's bring a meaningful change in the lives of solid waste collector youths?

2. What are the socio-economic achievements of the solid waste collector youths, as a result of their involvement in MSE?
3. What are the socio-economic challenges for improved life among solid waste collector youths?

1.4 Objective of the Study

General objective of the study

The overall objective of the study is to investigate the impact of youth empowerment effort by government on the lives of micro and small enterprise organized solid waste collector/ garbage collectors youths.

Specific Objectives

In the light of the above overall objective, this study is intends to achieve the following specific objectives:-

To assess the results of youth empowerment effort by government, on changing the lives of small scale enterprise organized solid waste collector youths;

To assess changes in the standard of living conditions of solid waste collector youths after organized as MSE;

To explore the social and economic changes and challenges of garbage collector youths such as level of income, level of education, housing conditions and satisfaction in their lives;

1.5 Significance of the Study

A number of researches have been conducted on solid waste management related issues. These researches, however, have overwhelmingly focused on the associated achievements and challenges of solid waste collector youth's in changing their lives as a result of their organization in MSE. To the knowledge of the researcher, no full-fledged

research has so far been done on solid waste collector youths related issues. But the fact that this segment of the society is doing the very difficult and risky task of the city, there is a need to conduct practical research to assess the challenges and opportunities in doing their routine task. This would create a greater impact especially when these working groups are seen in the forefront in the city's beatification and solid waste management practice.

This study had a meaningful significance for the researcher himself. As a novice researcher, it enables to advance his knowledge, skill and value spectrum in conducting Social Work research, and also let him to know more in the area of the poorest community in which the researcher has much pleased to conduct researches in the area by the future.

This study is also vital in terms of clearly showing the existing knowledge gaps in the area of garbage collector youths. The study has also relevant for the Social Work education and practice in Ethiopia since it clearly highlights what expected and key intervention areas of Social Work to upgrade the conditions of the solid waste collectors.

Finally, the study can serve as the basis upon which various specific studies on solid waste collector issues can be made and functions as a foot step for further research. The results of this study contribute something in the effort to solid waste management related issues in the city and the findings could facilitate for reconsideration of the existing policies and programs.

1.6 Scope and Limitation of the Study

The study was conducted in *Arada* Sub City of Addis Ababa. The issue of youth empowerment is a broader concept by which all of the issues could not be addressed by this research. The study delimited to describing social and economic aspects of life of the garbage collectors that the empowerment process offers for them. In addition, the study only incorporates those solid waste collectors who are youths but no other groups of collectors.

Research is not free from limitations. Though the researcher tried the best to minimize them, a number of issues are out of the reach of this study. Among the many limitations; this study focused on the solid waste collector youths of Arada Sub City which doesn't show the reality in the other cities of the country, Ethiopia. So, it is hardly possible to generalize the finding to the solid waste collector youths of Addis Ababa since the reality might differ.

1.7 Conceptual and Operational Definitions of Concepts

Conceptual Definitions

Solid waste: - are all the wastes arising from human and animal activities that are normally solid and are discarded as useless or unwanted. It encompasses the heterogeneous mass of throwaways from the urban community as well as the more homogeneous accumulation of commercial, agricultural, industrial, and mineral wastes.

Waste management: - is the term applied to all of the activities associated with the management of the community's waste. The basic goal of integrated solid waste management is to manage community waste in a manner that meets public health and environmental concerns and the public's desire to reuse and recycle waste material.

Integrated solid waste management: - a practice of disposing of solid waste that utilizes several complementary components, such as source reduction, recycling, composting, waste - to - energy, and landfill.

Operational Definitions of Terms

Job satisfaction: -It is a subjective response of study participants about their job as it is pleasurable for them.

Injury: -physical damage to body tissues caused by accident or by exposure to environmental stressor during solid waste collection.

Micro and Small Enterprise (MSE): -Small scale unions that are organized by government to collect waste from households to specific site that is accessible for transportation to final disposal site.

Municipal solid waste- refers to solid wastes from houses, streets and public places, shops and offices which are very often the responsibility of municipal or other governmental authorities.

Chapter Two: Literature Review

2.1 Introduction

This part is about review the existing literatures related to the research question under study. It begins with conceptualizing of the present Ethiopian youth policy over view followed by discussing youth empowerment theories and the different models of youth empowerment. In addition, the existing empirical works on the different dimensions of the impact of job characteristic determines employee's well-being is discussed. Finally the conceptual frame work of the study was summarized and presented. In this section, the researcher not merely attempts to review the existing knowledge, but also tried to include his reflection.

2.2 The Ethiopian Youth Policy Overview

The Government of Ethiopia has established the Ministry of Women, Children and Youth Affairs that has the duty and responsibility to follow up, direct and coordinate youth affairs. In a similar manner, measures have been taken to organize youth bureaus in the regional states. In order to alleviate the problems faced by youth the organization of executive bodies per se would not suffice. It has therefore become necessary to formulate a comprehensive National Youth Policy that would enable the youth to register meaningful results and benefit from the results by actively and widely participating in the country's development efforts and the building of a democratic system.

Ethiopian Youth Policy defines youth as to include part of the society who are between the ages of 15-29 years. The Government of Ethiopia has undertaken measures that enable youth to be citizens with democratic outlook, professional competence, skill and ethics so that they can actively, efficiently and widely participate in and benefit from the country's ongoing activities that are aimed at attaining a democratic system and accelerated

development. There is no doubt that youth must organize themselves and be in a position to play a leadership role in order to ensure their participation and benefits. All stakeholders are therefore duty bound to support concerted efforts of youth with a view to empowering them by building their capacity and competence.

Realizing this, the Ministry formulated the national youth policy in 2004 with the broad objective of ensuring the active participation of youth in the economic, social and cultural life of the country, and to support democratization and good governance. The basic principles of the policy are to ensure that the youth will be active participant and beneficiary of democratization and economic development activities. The policy addresses a wide range of youth issues, ranging from HIV/AIDS to environmental protection and social services.

The Ethiopian government has also formulated the youth development package to translate in to action the national youth policy based on the formulated strategic plan with the view to alleviate the economic, social and political problems of the youth. Among the strategies established is micro and small scale enterprises development.

The overall objective of this strategy is to enable the micro and small scale enterprises play significant role in the national development activities, particularly, in the creation of employment opportunities and poverty reduction. This will be achieved by providing comprehensive and accessible development support for the enterprises. Accordingly, among the duties of the sector is organize SME's and build the attitude of youths especially literates in creating job for themselves, through process getting industrialists.

2.3 Empowerment: Theory and Implication for Practice

Empowerment can begin to be understood by examining the concepts of power and powerlessness (Moscovitch and Drover, 1981). Power is defined by the Cornell Empowerment Group as the "capacity of some persons and organizations to produce intended, foreseen and unforeseen effects on others" (Cornell Empowerment Group, 1989, p.2). There are many sources of power. Personality, property/wealth, and influential organizations have been identified by Galbraith (1983) as critical sources of power in the last part of this century. Others have pointed out that the class-dominated nature of our society means that a small number of people have vast economic or political power, while the majority have little or none (Moscovitch & Drover, 1981)

At the individual level, powerlessness can be seen as the expectation of the person that his/her own actions will be ineffective in influencing the outcome of life events (Keiffer, 1984). Lerner (1986) makes a distinction between real and surplus powerlessness. Real powerlessness results from economic inequities and oppressive control exercised by systems and other people. Surplus powerlessness, on the other hand, is an internalized belief that change cannot occur, a belief which results in apathy and an unwillingness of the person to struggle for more control and influence. Powerlessness has, over the years, come to be viewed as an objective phenomenon, where people with little or no political and economic power lack the means to gain greater control and resources in their lives (Albee, 1981).

Most of the literature also associates empowerment with personal control. Rappaport (1987) points out that "by empowerment I mean our aim should be to enhance the possibilities for people to control their own lives" (p. 119). Cochran (1986) believes

that people understand their own needs far better than anyone else and as a result should have the power both to define and act upon them.

Increasingly, empowerment is being understood as a process of change (Cornell Empowerment Group, 1989). McClelland (1975) has suggested that in order for people to take power, they need to gain information about themselves and their environment and be willing to identify and work with others for change.

Keiffer's (1984) work on personal empowerment is one of the only major empirical studies which examines personal empowerment as a process. He labels empowerment as a developmental process which includes four stages: entry, advancement, incorporation, and commitment. The entry stage appears to be motivated by the participant's experience of some event or condition threatening to the self or family, what Keiffer refers to as an act of 'provocation'. In the advancement stage, there are three major aspects which are important to continuing the empowerment process: a mentoring relationship; supportive peer relationships with a collective organization; and the development of a more critical understanding of social and political relations. The central focus of the third stage appears to be the development of a growing political consciousness. Commitment is the final stage - one in which the participants apply the new participatory competence to ever expanding areas of their lives.

According to Wallerstein (1992), empowerment is a social-action process that promotes participation of people, organizations, and communities towards the goals of increased individual and community control, political efficacy, improved quality of community life, and social justice. While Whitmore (1988) feels the concept of empowerment needs to be more clearly defined, she states that there are some common underlying assumptions:

- a) Individuals are assumed to understand their own needs better than anyone else and therefore should have the power both to define and act upon them.
- b) All people possess strengths upon which they can build.
- c) Empowerment is a lifelong endeavor.
- d) Personal knowledge and experience are valid and useful in coping effectively.

For the purpose of this study, empowerment was defined as processes whereby individuals achieve increasing control of various aspects of their lives and participate in the community with dignity.

Rappaport's (1987) concept of empowerment, "conveys both a psychological sense of personal control or influence and a concern with actual social influence, political power and legal rights" (p.121). In this sense, empowerment can exist at three levels: at the personal level, where empowerment is the experience of gaining increasing control and influence in daily life and community participation (Keiffer, 1984); at the small group level, where empowerment involves the shared experience, analysis, and influence of groups on their own efforts (Presby, Wandersman, Florin, Rich, & Chavis, 1990); and at the community level, where empowerment revolves around the utilization of resources and strategies to enhance community control (Labonte, 1989).

While this study was focused primarily on the personal level, it is important to note that it is difficult to clearly separate the three levels of empowerment; indeed, the three levels are highly interactive. Understanding individual change and empowerment informs community empowerment strategies and policy and vice versa. As a result, it is important that research on empowerment begin with an understanding of individuals, not in a clinical sense, but in an experiential sense (Lord, 1991). This means that understanding empowerment is complex and ecological. This study on empowerment looked at the

"person in the environment" by trying to understand the lived experience of youths in relation to family, groups and both social and economic aspects of the youths life.

2.4 Youth Empowerment

Efforts to support youths' healthy development and integration into the community have experienced several shifts in focus over the past few decades (Small, 2004). Historically, a primary function of youth programs was rehabilitation or containment (e.g., keeping youth off the streets). An initial shift from these risk-based preventive approaches was in the direction of fostering healthy youth development and capacity building through active community participation (Kim, 1998; Small, 2004). More recently, positive youth development approaches have been expanded to incorporate a focus on youth empowerment.

Empowerment is a multi-level construct consisting of practical approaches and applications, social action processes, and individual and collective outcomes. In the broadest sense, empowerment refers to individuals, families, organizations, and communities gaining control and mastery, within the social, economic, and political contexts of their lives, in order to improve equity and quality of life (Zimmerman, 2000).

Youth is defined by the Commonwealth Youth Program as anyone between the ages of 15 and 29 years old. While there is no universally agreed conceptual definition of youth development, this report defines youth development as: "enhancing the status of young people, empowering them to build on their competencies and capabilities for life. It will enable them to contribute and benefit from a politically stable, economically viable, and legally supportive environment, ensuring their full participation as active citizens in their countries." Similar to the human development paradigm, youth development is about the enlargement of opportunities and choices, albeit for young people specifically. Youth development is about enabling young people to receive education, be healthy, have access to decent employment, and gain civic and political empowerment. A high youth development environment should guarantee young people access to

these needs and enable young people to develop their capabilities and full potential (commonwealth, 2013).

2.5 Models of Youth Empowerment

Empowerment is a social action process that can occur at multiple levels, e.g., individual, family, organization, and community. Theorists and researchers across multiple disciplines have examined and analyzed empowerment and linked it to individual and collective health, well-being, and environments (Freire, 1970) proposed empowerment as a continuum or ladder, with atomistic individual empowerment (focus on changing the individual) and Political empowerment (focus on changing the community) as the two endpoints. Such a continuum focuses on only one dimension of empowerment—the level or subject (individual vs. collective). At the individual level, psychological empowerment focuses on individual-level capacity-building, integrating perceptions of personal control, a proactive approach to life, and a critical understanding of the sociopolitical environment (Zimmerman, 2000). Collective empowerment occurs within families, organizations, and communities, involving processes and structures that enhance members' skills, provide them with mutual support necessary to effect change, improve their collective well-being, and strengthen intra- and inter-organizational networks and linkages to improve or maintain the quality of community life.

In the following sections four models that have been developed to explain and guide youth empowerment efforts within communities will be examined.

2.4.1 Adolescent Empowerment Cycle

The Adolescent Empowerment Cycle (AEC) is a model developed by Chinman and Linney (1998). The AEC is based on psychological theories of adolescent development and describes processes aimed at preventing a sense of rolelessness and enhance self-esteem. Chinman and Linney linked AEC to the developmental process of social bonding, leading youth

to bond to positive institutions through action, skill development, and reinforcement. Positive social bonding can prevent youth engagement in negative social activities. Given its theoretical basis, the AEC centers on three dimensions: adolescent participation in meaningful activities, such as community service, that provide opportunities for skill development and positive reinforcement and recognition from adults throughout the process. The authors argued that for adolescents experiencing a period of identity crisis and formation, participation in meaningful activity may contribute to role stability, offsetting a general lack of purpose or direction many adolescents experience.

2.4.2 Youth Development and Empowerment Program Model

The aim of the Youth Development and Empowerment (YD&E) is to guide youth empowerment initiatives within the context of substance abuse prevention programs (Kim, 1998). Similar to the AEC model, the YD&E goes beyond the prevention of risky behaviors and is based on meaningful participation of youth in community service projects. A key to the YD&E process is the enhancement of positive social bonding and preparation for participation and involvement in the socio-economic and public affairs of the community.

In their presentation and discussion of the YD&E model, Kim and colleagues (1998) described the features of youth empowerment processes and specified core structural components that support these processes. The model explicitly incorporates dimensions of both individual empowerment and community engagement, or community partnership.

The central tenet of YD&E is the recognition that youth are assets and resources that should be called upon to participate in community and social affairs. However, the YD&E process requires strong social support from caring and supportive adults who place high expectations on youth participants and reinforce achievement. The authors envisioned participation in youth-determined community service projects as meaningful opportunities for

youth to learn life skills that have vocational implications, take responsibility, and demonstrate their abilities and success. The accomplishments also need to be recognized and celebrated by significant others in the community. Within the YD&E model, the role of the adult leader is to serve as a guide and facilitator, allowing the youth leader to take on leadership responsibility for the ensuing activities.

2.4.3 The Transactional Partnering Model

In the TP model, youth empowerment is conceptualized as a mutual process of transactional partnering between adults and youth (Cargo et al., 2003). Key to this process is the role of adults in creating an empowering and welcoming environment and facilitating and enabling youth. These included ensuring youth had the skills and knowledge they needed to participate in community change efforts through adult facilitating, teaching, mentoring, and providing feedback. One strategy adult facilitators used was to provide youth participants with a roadmap to guide their assessment of quality of life issues, develop action plans, and implement solutions. The researchers noted that over time, “adults incrementally gave up responsibility for voicing, decision making, and action, making it available for youth to take” (p. S70). Adult practitioners apparently needed to determine the amount of support required “without undermining the very autonomy enablement is intended to foster” (p. S70) and incrementally transferred responsibility and decision making power to youth as they gained competence and confidence.

Another central tenet of the TP model is the notion of the inter-relatedness of individual and community-level empowerment outcomes. Youth are expected to experience individual outcomes incrementally through participation and success in community change efforts. These outcomes include increased self- and community-esteem, confidence, and competencies such as voicing one’s opinion and leadership. Participants also achieve community-level empowerment

and develop participatory competence, or the ability to work successfully with others through cooperation, compromise, and appreciation. Youth control is manifest through youth taking responsibility, voicing their opinions, making decisions, and taking action to achieve their goal. The TP model reflects the premise that exposing youth to opportunities and challenges within a safe and supportive environment, and the resulting engagement and reflection, can result in learning and empowerment (Cargo et al., 2003).

2.4.4 The Empowerment Education Model

This model specifically emphasizes the development of skills and knowledge that support youth efforts toward social action and change and links individual empowerment to community organizing. The authors, Wallerstein, Sanz-Merki, and Velarde (2005), envisioned the ultimate outcomes of the EE processes as increased self-, collective-, and political-efficacy, resulting in both self-protective individual behaviors as well as other protective socially responsible behaviors. By fostering the development of empathy and active participation in critical analysis of societal forces within a safe group context, EE can bridge individual behavior change and group efforts for social change.

To summarize with, the examination of these four models yields a composite view of youth empowerment. As underscored in the AEC and YD&E models, youth empowerment involves a participatory cycle that engages youth in a safe environment and meaningful activities where they can learn skills, confront challenges, demonstrate success, and receive support and positive reinforcement for their efforts, can lead to empowerment on an individual level. The YD&E model also emphasizes the importance of youth serving in leadership roles, although this is limited to those youth paired with adult leaders of the task forces. The TP model captures the attribute of shared power among adults and youth members to a greater degree than the other models. It also offers a process for developing youth-led community-change activities that

provide all youth participants with leadership opportunities. Finally, by emphasizing critical reflection and structural level change, the EE model represents specific components of youth empowerment that distinguish it from the other models.

2.6 Job characteristics and Employee Wellbeing

During the past three decades, many studies have shown that job characteristics can have a profound impact on employee wellbeing (e.g. job strain, burnout, work engagement). For example, research has revealed that job demands such as a high work pressure, emotional demands, and role ambiguity may lead to sleeping problems, exhaustion, and impaired health (Buckley, 2004), whereas job resources such as social support, performance feedback, and autonomy may instigate a motivational process leading to job-related learning, work engagement, and organizational commitment (Taris and Feij, 2004). Although these previous studies have produced a long list of possible antecedents of employee wellbeing, theoretical progress has been limited. Many studies have either used a laundry-list approach to predict employee wellbeing, or they have relied on one of two influential job stress models, namely the demand-control model (Karasek, 1979) and the effort-reward imbalance model (Siegrist, 1996).

2.5.1. Effort-Reward Model

This model according to Siegrist (1996) emphasizes the reward, rather than the control structure of work. The ERI-model assumes that job strain is the result of an imbalance between effort (extrinsic job demands and intrinsic motivation to meet these demands) and reward (in terms of salary, esteem reward, and security/career opportunities – i.e. promotion prospects, job security and status consistency). The basic assumption is that a lack of reciprocity between effort and reward (i.e. high effort/low reward conditions) will lead to arousal and stress (Walster et al., 1978), which, in turn, may lead to cardiovascular risks and other strain reactions. Thus, having a demanding, but unstable job, achieving at a high level without being offered any promotion

prospects, are examples of a stressful imbalance (De Jonge et al., 2000). The combination of high effort and low reward at work was indeed found to be a risk factor for cardiovascular health, subjective health, mild psychiatric disorders and burnout (Van Vegchel et al., 2005). Unlike the DCM, the ERI-model introduces a personal component in the model as well. Over commitment is defined as a set of attitudes, behaviors and emotions reflecting excessive striving in combination with a strong desire of being approved and esteemed. According to the model, over commitment may moderate the association between effort-reward imbalance and employee wellbeing. Thus, personality is expected to be able to further qualify the interaction between effort and reward. Some evidence for this pattern has indeed been reported (De Jonge et al., 2000).

2.5.2. The Job Demands-resources model (JD-R)

The assumption of JD-R model (Bakker et al., 2003b) lies, every occupation may have its own specific risk factors associated with job stress, these factors can be classified in two general categories job demands and job resources, thus constituting an overarching model that may be applied to various occupations, irrespective of the particular demands and resources involved.

Job demands refer to those physical, psychological, social, or organizational aspects of the job that require sustained physical and/or psychological effort or skills and are therefore associated with certain physiological and/or psychological costs. Examples are a high work pressure, an unfavorable physical environment, and emotionally demanding interactions with clients. Although job demands are not necessarily negative, they may turn into job stressors when meeting those demands requires high effort from which the employee has not adequately recovered (Meijman and Mulder, 1998).

Job resources refer to those physical, psychological, social, or organizational aspects of the job that are either/or functional in achieving work goals. Reduce job demands and the

associated physiological and psychological costs. Stimulate personal growth, learning, and development. Hence, resources are not only necessary to deal with job demands, but they also are important in their own right. Job resources may be located at the level of the organization at large (e.g. pay, career opportunities, job security), the interpersonal and social relations (e.g. supervisor and co-worker support, team climate), the organization of work (e.g. role clarity, participation in decision making), and at the level of the task (e.g. skill variety, task identity, task significance, autonomy, performance feedback).

2.7 Conceptual Framework

The conceptual framework is developed after reviewing literatures relevant to the topic and a simple linear association is considered. Then, as illustrated through the diagram below, empowerment is about developing people towards self-efficiency, competence and enhancing people's knowledge with in their own social context.

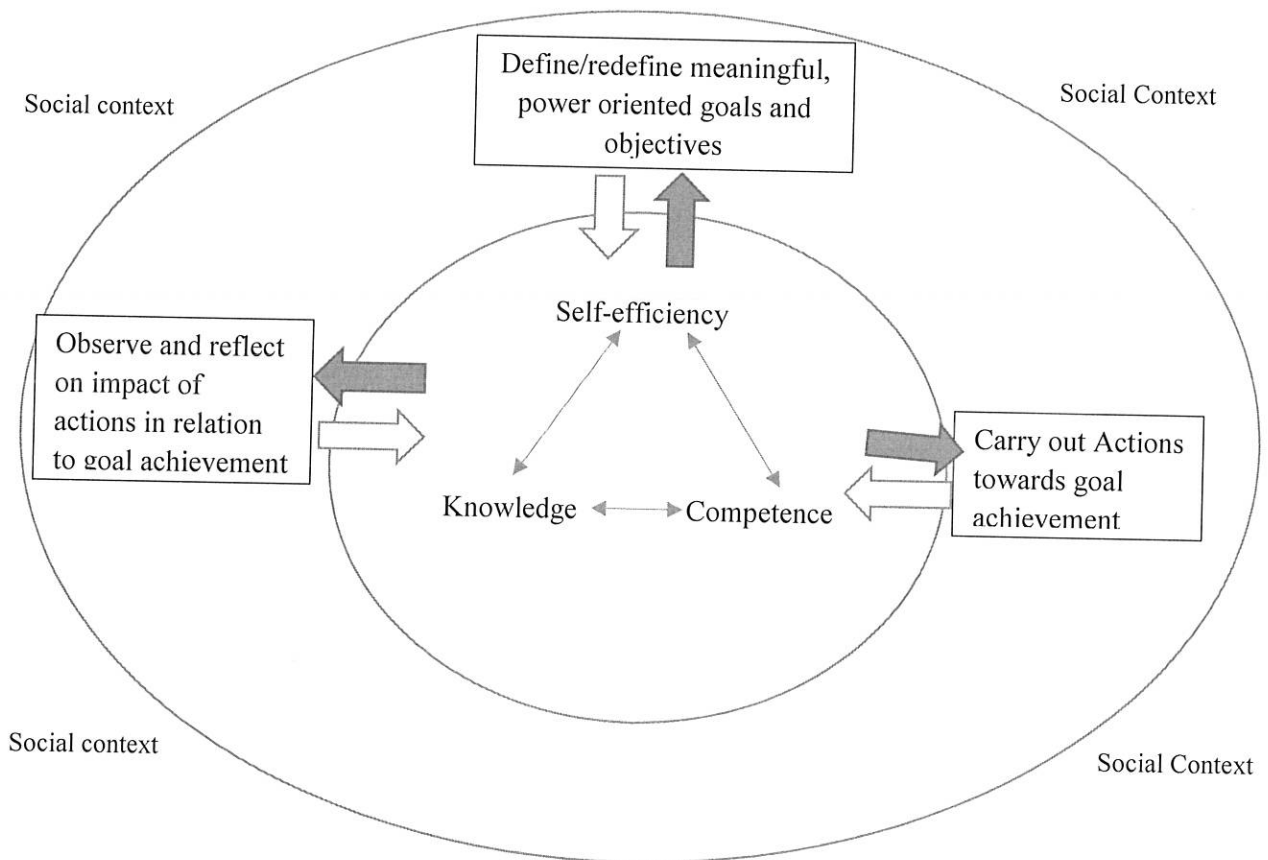
Empowerment forwards the social good. McWhirter's (1991) definition of empowerment calls explicitly for attention to community well-being: the process by which people, organizations or groups who are powerless (a) become aware of the power dynamics at work in their life context, (b) develop the skills and capacity for gaining some reasonable control over their lives, (c) exercise this control without infringing upon the rights of others, and (d) support the empowerment of others in their community.

Empowerment is goal achievement. Mechanic (1991) defined empowerment as "a process in which individuals learn to see a closer correspondence between their goals and a sense of how to achieve them, and a relationship between their efforts and life outcomes" (p. 641).

Empowerment is mastery. Rappaport has contributed much to the thinking on empowerment, define empowerment as a mechanism by which people, organizations, and communities gain mastery over their affairs" (Rappaport, 1987).

Empowerment is participation. Rappaport later endorsed the Cornell Empowerment Group's narrower definition of empowerment as involving respectful, caring, and reflective participation in a community group in order to gain equal access to and control over resources (Rappaport, 1995).

Figure 1: Empowerment Process



Chapter Three: Research Method

3.1 Research Design

As the objective of this study were to assess and understand the impact of empowerment effort by government on the lives of MSE organized solid waste collector youths in mitigating poverty at the individual and household level, the study employed a quantitative retrospective survey study design. A survey design provides a quantitative or numeric description of a population by studying a sample of that population. The quantitative method employed in this study is statistics expressed in frequencies and percentages; and they give description and explanations on the demographic and socioeconomic characteristics of the study subjects using different social and economic indicators. The retrospective survey design used in an attempt to deal with the control group problem. The quantitative study that primarily relies on survey as the primary data source used to describe and explain the social and economic profiles of the youths and the impact of the government empowerment practice on their lives and families.

As the objective of this study is to assess and understand the socio-economic conditions of solid waste collector youths and their mitigating strategy to prevent poverty at the individual and household levels, in terms of purpose it was explanatory and descriptive. It was descriptive because the general socio-economic characteristics of the study group were described by sex, age group, source and size of income, level of education, family size, religion, ethnic group, etc. The study is explanatory as it explained the past and the current socio-economic situation of the subjects under the study using different social and economic indicators. Thus, the nature of the study requires using quantitative data collection techniques.

3.2 Study Population, Sample Size and Sampling Technique

3.2.1 Description of the Study Area

As the capital of Ethiopia, Addis Ababa was established in 1886. Addis Ababa is the most populated cities situated at the heart of Ethiopia with an estimated population of nearly three million people (CSA, 2007). Addis Ababa has 10 sub cities and each sub city is divided into 116 'Woredas', which are the smallest administrative units of the city. Arada Sub City, which is one of the sub cities found in the Central part of Addis Ababa, divided to 10 'Woredas.

Arada is one of the 10 sub cities of Addis Ababa. As of 2011 its population was 225,999 having the area of 9.9 sq.km, Arada is also known as the center of the old and the new generation artistic, social and urban life style, the well-known, more than 100 years old St George church, the great historical king of the country Minile II square, the nation's first theater hall, Hager Fikir Theatre, the nation's number one Hotel "Taitu Hotel", Charles Degol square and many other historical and beautiful spots of the city are also found in this sub city. Geographically the district is located in the northern area of the city, nearby the center. It borders with the districts of Gullele, Yeka, Kirkos, Lideta and Addis Ketema.

3.2.2 Sample Size

From the total waste generated in the city of Addis Ababa, 1,482 m³ of waste is collected and transported to disposal site per day and 540,789 m³ per annual. Currently a number of micro and small enterprises (MSE) are emerging to participate in primary solid waste collection. The emerging MSE's collect household refuse and transfer to the municipal waste containers and transfer points. During this study, the number of youth enterprises who were engaged as collection in the sub city were 39 with a total number of 650 garbage collector youth members.

According to Vaus (2002) in order to decide the sample size of a study, it depends on two key factors: the degree of accuracy we require for the sample and the extent to which there is

variation in the population in regard to the key characteristics of the study. By homogeneity, the study population was living in low socioeconomic status. Most of them are youths in similar age group and formed on the base of similarity in their educational status and living conditions. Therefore, the major factor considered here in this research is the level of accuracy of the sample.

In selecting the sample of the study from the enterprises operating in the sub city, the following factors were considered. By this time, there were a total of 39 enterprises having a total of 650 youth enterprise members. Therefore, data were collected from all the enterprises using multi stage cluster sampling technique. In order to calculate the total sample size of the population from among 650 operators using 95% confident level and 7% level of precision the following calculation method were employed for a known sampling frame.

$$\text{Sample size (n)} = \frac{Z^2}{(4 \times e^2) + (z^2 / N)}$$

Where: - n = Sample size

Z= is the inverse of the standard normal cumulative distribution that correspond to level of confidence

N= Size of the total population (sampling frame)

e = level of precision

$$\begin{aligned} \text{Therefore: - Sample size (n)} &= \frac{Z^2}{(4 \times e^2) + (z^2 / N)} \\ &= \frac{3.841}{(4 \times (0.07)^2) + 1.960^2 / 650} \\ &= \frac{3.841}{(4 \times 0.0049) + 3.841 / 650} \\ &= 150 \end{aligned}$$

But using finite population correction method

$$\text{Sample size} = \frac{n * N}{n + (N-1)} = \frac{150 * 650}{150 + (650-1)} = \underline{\underline{122}}$$

3.2.3 Sampling Technique

Since the size of the sample was determined through the above procedure, the required samples were recruited by using multistage cluster sampling. The reason of using multistage cluster sampling was to get representative and ample amount of sample data from all the enterprises and also multistage cluster sampling was the right option to address in a population which is already clustered. Therefore, there were 39 clusters, so simple random sampling were conducted based on the proportion to the size of each cluster, data were collected from 122 respondents and on average 3-4 data were collected from all the enterprises.

3.3 Data Collection Methods, Development and procedure

3.3.1 Data Collection Methods

This study was used quantitative methods of data collection. The quantitative data were used to produce and quantify demographic and socioeconomic background of the participants of the study and socio-economic situations of the youths using different indicators.

Questionnaire were employed to collect evidences from the heads of the youths that were included in the sample and a wide range of quantitative data regarding the socio-economic conditions of the garbage collector youths and data which enabled to see whether there were significance difference in the lives of the youths after they have been organized as MSE/enterprise. Closed ended questions intended to collect mutually exhaustive and exclusive categories that could measure the indicators of the empowerment process using different empowerment indicators, thereby gather information necessary to answer the research objectives were established. The different questions were designed to measure the magnitude of the change they bring after they

have been organized as an enterprise, brief statements were presented and the respondents were asked to what extent they agree or disagree with it and the concept were measured by the composite of items.

The questionnaire, which were designed to collect quantitative data on the impact of solid waste collection in empowering garbage collector youths, were developed and distributed to 122 youths. The questionnaire consists three parts; the first part of the questionnaire deals with the current (after being organized as enterprise) and the former (before being organized) background information of the informants. Part two were prepared for obtaining information on social indicators of well-being, physical health, high risk behaviors and housing conditions of the respondents whereas part three of the questionnaire focuses on economic conditions. This questionnaire were designed to collect pertinent quantitative data from the respondents regarding their demographic condition, employment situation, monthly income, well-being, members' savings and expenditures pattern, occupational related health injuries, health and other related trainings they involved in, their decision making power in family and social affairs and problems they might face during their involvement in waste collection process.

Key informants interview were also the tool used to gather primary data. The purpose of key informant's interview was to learn about the view of different experts at office level and from the leaders of these youths on the topic of interest, to measure the change that comes within the group level, and to understand their perceptions and experiences. Hence, key informant interviews were conducted with the sub city sanitation and beautification office and including woreda level experts found in the study area. In

relation to the interviews, interview guides for key informants were prepared and used in line with the objectives of the study.

The English version of the questionnaire and the interview was translated to Amharic twice by two different individuals so as to validate its correct translation and piloted for ten respondents within the study population before the actual data collection. During the pretest, it was understood that most of the survey participants can't read and write and to enhance the quality of the data, the questionnaire was filled by the researcher. Due to financial constraints the researcher didn't pay incentives for survey participants. But the individuals who facilitated to contact the participants were paid 100 birr per head for all woreda facilitators.

3.3.2 Variables and Measurement

For this particular thesis different factors were considered which could help to measure the efficiency of the empowerment on the solid waste collector youths. These different variables, indicators and their level of measurements which could have an association with the study subject were described as follows.

Table 1: Summary of the Variables, Indicators and Measurement

Variable	Indicators	Level of Measurement
Sex of the respondents	Individual's sex status	Nominal
Marital status	It is respondents nature of marital status	Nominal
Education	Individual's level of formal education	Ordinal
Income	Average monthly income of individuals	Ratio Scale
Degree of satisfaction	The respondents level of satisfaction in their overall life's	Nominal
Saving	Average monthly average saving of individuals	Ratio scale
Consumption pattern	Increased or decreased in respondents consumption pattern	Nominal
Area of seeking treatment	Where respondents try to seek medical service in case of sickness	Nominal
Types of injury	What are the most observed injuries associated with their duties	Nominal

3.4 Method of Data Analysis

According to Yin (2003, p. 109) data analysis consists of "examining, categorizing, tabulating, testing, or otherwise recombining the quantitative evidence to address the initial propositions of a study." The analysis focused on linking the data to the research proposal and clarified the findings. The primary step in analyzing the quantitative data was checking the questionnaire for consistency and errors. Accordingly, data that contained incomplete information were excluded after the pilot. As most of the questions were closed-ended, their responses were grouped into few discrete categories and tallied accordingly and analyzed through descriptive analysis method. The quantitative data collected in this way were tabulated according to their frequency and

percentage and then analyzed accordingly. The overall process of the analysis helped to understand and analyze the socio-economic conditions of the youths and the government's empowerment activity to make the youths self-sufficient through MSE to bring a meaningful change in the lives of these youths.

3.4.1 Units of Analysis

The unit of analysis in this study was members of youth enterprises organized as garbage collector under the jurisdiction of Arada sub city sanitation and beautification office.

3.5 Ethical Considerations

In the process of the study, the following ethical issues were considered. In order to obtain an informed consent from the respondents, the purpose of the study was explained clearly. Each respondent gave informed verbal consent, after being told the purpose and procedures of the study. Solid waste collector youth members and leaders were asked to give their informed consent orally before filling out the questionnaire or participating in any of the key informant interview discussions. Once they agreed to participate, respondents were assured that their responses would be kept confidential, consequently giving any kind of information carry no consequence because their personal details including names was not incorporated in the questioner. Information obtained from the respondents was promised to be kept confidential. Necessary efforts were made so that the languages in the data collection tools would consider the culture, religion and the comprehending level of the respondents.

Chapter: Four

4. Results and Discussion

Results

This part of the thesis presents the finding of the study obtained from the quantitative data collection methods and summarized within seven sub-sections considering the objectives of the study. The first subsection is all about the socioeconomic and demographic characteristics of the participants followed by the educational improvement analysis. The third part is the health, injuries and risky behavior of garbage collectors analyzed by asking their medical care options, health related injuries associated with their duties and the prevalence of risky behaviors is presented in a clear manner. The fourth subsection gives emphasis about the income, saving and expenditure patterns. The fifth stressed the well-being of the youths. The sixth part, thoroughly presents the effort made in skill development of organized youths through assessment of overall life and degree of satisfaction and lastly the final part of this chapter is the findings of key informant interview.

The result and findings of the research of the quantitative data collection was presented under each subsections. Hence, readers need to be clear that the result of the study is presented clearly based on the field results collected through questioner and key informant interviews. Generally, it is in this part, the basic research objectives are answered and the field data are presented meaningfully in the subsequent part of the thesis.

4. 1 Socio-economic and Demographic Characteristics of Respondents

4.1.1 Respondent's sex and level of education Current situations

This subsection is interested in presenting the socioeconomic and demographic characteristics of the study participants as sex, marital status, level of education and housing conditions which were found to be important variables that affect the life of the poor particularly solid waste collector youths in their empowerment and development; and detailed information with regard to each variable which were collected through quantitative data collection method described as follows.

Table 2: Respondents Level of Education by Sex

Level Of Education	Sex				Total	
	Male		Female		Number	%
	Number	%	Number	%		
Illiterate	10	8.2	12	9.8	22	18.0
Basic literacy; no formal education	18	14.7	21	17.2	39	32.0
Formal primary education (1-4)	42	34.4	6	5.0	48	39.3
Formal primary education (5-8)	13	10.7	0	0.0	13	10.7
Grade 9-11 completed	0	0.0	0	0.0	0	0.0
High school Completed	0	0.0	0	0.0	0	0.0
Total	83	68	39	32	122	100

Source: Field survey

To begin, as described in Table 2 above, it was found that two third of the respondents (68%) were male while the rest 32% were female. The age composition above shown in the table illustrated that among the youths organized as garbage collectors both male and female youths are engaged in this activity even though, there is a higher number of males than female youths.

With respect to level of education of participants, 18% of the youths were illiterate, 32% of them with no formal education but having basic literacy, 39.3% were first cycle formal primary education, only 10.7% were first level second cycle (5-8 Grade) and no respondents were above second cycle education.

4.1.2 Marital status of respondents

Table 3: Marital Status of Respondents

Marital status	Sex				Total	
	Male		Female		No	%
	No	%	No	%		
Single	34	27.8	7	5.7	41	33.6
Married	44	36.1	24	19.7	68	55.7
Divorced	5	4.1	3	2.4	8	6.6
Widowed	0	0.0	5	4.1	5	4.1
Total	83	68.0	39	32.0	122	100

Source: Field survey

As the result in the above table indicated, out of the total survey participants; 33.6% (41), 6.6% (8) and 5 of them that account 4.1% were single, divorced and widowed respectively. The remaining more than half of the respondents 55.7% (68) were married.

4.1.3 Housing Condition

The majority of urban dwellers in many parts of Ethiopia suffer from a severe shortage of housing and inadequate infrastructures and utilities. Poor quality dwellings and homelessness, and an increasing number of slums are some of the manifestations of urban poverty. Since it is helpful to measure changes in people's housing or living conditions as a way to show improvement in people's life stability or other forms of

progress, questions were presented to the members and their reply is summarized in the following table.

Table 4: Housing conditions of respondents

Type of Ownership	Before organized in MSE		After organized in MSE	
	No	%	No	%
Own/ Private	2	1.6	7	5.8
Rented from Kebele	28	23.0	37	30.3
Rented from private	23	18.9	30	24.6
Relative/Partners'/Friends	2	1.6	5	4.1
Temporary accommodation	55	45.1	43	35.2
On the street	12	9.8	0	0.0
Hospital or treatment facility	0	0.0	0	0.0
Total	122	100.0	122	100.0

Source: Field survey

As it is summarized in table 4 above, among the respondents' households, the large proportion (45.1%) of them were lived in temporary accommodation but after they have been organized the percent decreased to 35.2%. Those respondents who live in Kebele rented houses were increased from 23% to 30.2%, those who live in their own private house after they organized increased from 1.6% to 5.8% and some of them live in their own condominium house, those who lived in rented private houses were increased from 18.9% to 30% and on average they lived in a rented house paying from 450 to 1,000 birr per month, and only 9.8% of the respondents were lived in the streets of Addis before they organized. But after they organized, no respondent found leaving in the street but one-third of the respondents were still lived in temporary accommodations.

4. 2 Education

During their routine day to day activities garbage collectors have to write and follow the daily collected amount of filled container and at the end of each month they have to cross check their recorded reports with the sub city report since their monthly earning is dependent on this, the form was completed and managed by the members themselves. The members' ability to read, write and perform basic arithmetic is essential to ensure such a success. Moreover, although it is not the only factor, a lack of education is believed to be one of the major factors for unemployment. Thus, the respondents' level of education was examined and the following result was found out.

Table 5: Change in the level of Education of Respondents

Level of education	Level of Education before organized in MSE		Level of Education after organized in MSE	
	N ₀	%	N ₀	%
Illiterate	22	18.0	22	18.0
Basic literacy; no formal education	39	31.9	39	31.9
Formal primary education (1-4)	48	39.4	45	37.0
Formal primary education (5-8)	13	10.7	16	13.1
Grade 9-11 completed	0	0.0	0	0.0
High school Completed	0	0.0	0	0.0
Total	122	100.0	122	100.0

Source: Field survey

In order to get a good picture of the respondent youth's level of education before and after they become organized, detailed categories were made and summarized in the table above. As it is clearly shown in the table, the rate of illiteracy was very high among the respondents (18%). The proportion of the respondents who didn't pass through formal education was so great and they account half of the total respondents (49.9%).

When we see the change in the level of education of the youths who become three and above years of experience as garbage collection 22 of them (18%), 39 of them (31.9%) and 16 of them (13.1%) were still illiterate, only basic literacy with no formal education and formal primary education respectively and only 3 respondents were changed from first cycle to second cycle.

4. 3 Physical Health, Injuries and Risky Behaviors

There are different ways to measure changes in health. Some indicators are visible, some can be checked based on GP or other medical records, and some can only be measured by people's own reports and responses. Usually, a combination of self-reported and directly observed indicators is best to get a more holistic picture of a person's physical or mental health. But for this particular research it was used a self-reported responses of the youths.

The tables below show general indicators that can be used to demonstrate changes in health, as well as indicators that are targeted towards those with alcohol/drug addiction. In this section, we draw upon three scales originally developed for assessing the progress of individuals with health care seeking options, occupational health problems, injuries associated with their duties, drug or alcohol addictions and for substance abuse.

4.3.1 Respondents Medical Care Options

Respondents were asked whom do you visit for medical care in case of health related problems and the responses of the youth members were summarized in the following table.

Table 6: Health Care Options of Respondents before and after Organization

Health Care Option	Before organized as MSE		After organized as MSE	
	No	%	No	%
House hold treatment	20	16.4	8	6.5
Traditional hillers	13	10.6	4	3.3
Health institutions	80	65.6	105	86.1
Other	9	7.4	5	4.1
Total	122	100.0	122	100.0

Source: Field survey

The youth's sought different healthcare options whenever they get health breaches and all of the surveyed participants had the experience of visiting any type of healthcare. Consequently, majority of the survey participants (65.6%) reported they had visited health intuitions like hospital and health center before they organized but after they become organized, the number increased to 86.1%, the number of youths who used self-medication in their own household had become decreased from 16.4% to 6.5%, from among those people who uses/visited traditional healers also decreased from 10.6% to 3.3% and those respondents who use other treatment options like wholly water decreased from 7.4% to 4.1%. From the data it is easy to grasp, the number of respondents who had use modern medical health care facilities increasing and on the contrary those who used other health care alternatives become decreasing.

4.3.2 Health problems of Garbage Collector Youths

Social enterprises, especially those medical and hygiene related, can have both direct and indirect effects on physical and mental health, as well as on an individual's private and social behavior's that affect their health.

Table 7: Common Health Problems of Garbage Collectors

Health Problems	Occurrence of health problems						*Average occurrence of the disease	Rank
	Not at all		Very rare		Very Frequent			
	No	%	No	%	No	%		
Poor appetite	105	86.0	17	14.0	0	0.0	11	6
Tiredness/fatigue	39	32.0	38	31.0	45	37.0	70	1
Nausea	109	89.3	13	10.7	0	0.0	8	8
Stomach Pains	97	79.5	13	10.7	12	9.8	21	5
Difficulty breathing	97	79.5	25	20.5	0	0.0	17	4
Chest pains	119	97.5	3	2.5	0	0.0	2	10
Bone/joint pains	106	86.9	14	11.5	2	1.6	11	7
Muscle pains	72	59.0	34	27.9	16	13.1	39	2
Numbness/tingling	122	100.0	0	0.0	0	0.0	0	11
Tremors (shakes)	118	96.7	4	3.3	0	0.0	3	9
Headache	81	66.4	27	22.1	14	11.5	32	3

Source: Field survey

Note*The average occurrence of the disease is calculated simply by multiplying the number of very rare cases by 2 and number of very frequently cases by 3 and divided the result by 3.

As the above table describes there are certain diseases that are occurring among them but these diseases may or may not necessarily associated with their duties but the result shows tiredness/fatigue, muscle pain, headache, difficulty in breathing and stomach are among the top 5 infirmity or diseases that occurred among the garbage collector youths.

4.3.3 Injuries/ Hazards because of current work

Solid waste collectors are exposed to occupational health related problems or injuries from waste materials and physical effort they exert in waste handling. This is because of waste collector's job involves repetitive motion, awkward working positions, forceful hand exertion and frequent manual handling. Dim lighting in early morning hours, and rain are inevitable. All such conditions potentially contribute to different health related injuries. Based on these factors this thesis was also interested in identifying which health related injuries frequently happened among them and the following results were identified.

Table 8: Health hazards and Injuries associated with garbage collection duties

Injuries	Degree of Frequency					
	Not at all		Very rare		Very frequently	
	No	%	No	%	No	%
Bitten by dogs	122	100	0	0.0	0	0.0
Sharp and needle injury	90	73.8	23	18.9	9	7.3
Poison/ acid splash	122	100	0	0.0	0	0.0
Falling injury	96	78.7	26	21.3	0	0.0
Car accident	119	97.5	3	2.5	0	0.0

Source: Field survey

The overall prevalence of occupational injury, even though it was very rare, was 42.7%. Workers were exposed for injuries while they were on duty. Some of these works (18.9%) had face Sharpe and needle injury and 21.3% falling injury were occurred when transferring wastes from household's container and picking openly disposed wastes from the ground to the big containers and 2.5% of the respondents were faced car accidents.

4.3.4 High Risk Behaviors

Social enterprises should help people change patterns of behavior that result in harm to themselves or to other people. In this case, it is often useful: to measure progress along the way towards stopping the behavior of members entirely, as it can be a long process.

Table 9: High risk behaviors

Risky behaviors	Before organized as MSE						After organized as MSE					
	Not at all		Irregularly		Frequently		Not at all		Irregularly		Frequently	
	No	%	No	%	No	%	No	%	No	%	No	%
Using alcohol/beer	71	58.0	42	34.0	9	7.4	113	93	29	24.0	0	0.0
Alcohol/Beer overdose	115	94.0	7	6.0	0	0.0	122	100	0	0.0	0	0.0
Chew Chat	99	81.1	14	11.5	9	7.4	116	95	6	5.0	0	0.0

Source: Field survey

As it is shown in table 9 above the number of youth members who were using alcohol frequently decreased from 7.4% to 0.0% after they organized as MSE, the number of respondents who were using alcohol irregularly were decreased from 34% to 24%, associated with this the number of alcohol overdose behavior were decreased from 6% to 0.0% and finally those members who were chew chat irregularly were decreased from 11.5% to 5% and those who practice this frequently were decreased from 7.4% to zero level.

4. 4 Income and Expenditure

As the impact of the empowerment of youths through MSE is to create job opportunity and increase the level of members' income and expenditure was one of the major points to be assessed in this study, area of engagement before MSE, level of member's income, saving amount and expenditure were examined. Thus, to examine the

economic change that MSE brings in their lives, the average monthly member's income before and after being involved in garbage collection, various questions were presented to the respondents and their replies is shown as follow.

4.4.1 Area of Engagements before organized in MSE

The MSE Development Program objective was to reduce poverty and unemployment to urban area. The MSE program aims to fund micro and small business enterprises to provide people with an income and employment. The MSE department facilitates opportunity to new and existing organized micro and small enterprises to create job opportunities for the unemployed and increase people's incomes. The sector gives special attention to the small scale industries of textile and garment, wood and metal works, food processing, construction, and municipal activities. The following table shows area of engagement where the current garbage collector youths were formerly engaged.

Table 10: Garbage collectors former area of engagement

Types of activity	Number	%
Not engaged in any activity	12	9.9
Daily Labor work	90	73.7
Housewife	6	5.0
IGA & petty trade	14	11.4
Total	122	100

Source: Field survey

As shown above from all the respondents, major source of income of the respondents before engaged in garbage collection were daily labor (73.7%) and doing activities like cloth washing, servant, baking Injera and other daily labor activities while the other 9.9% not engaged in any activity, 5% were housewife's and only 14 (11.4%)

were engaged in their own petty trade activity. From this, it is straight forward to understand that the study participants didn't engaged in a type of employment which worth much before they become a garbage collector. Due to this effect, 53.2% (65) of the participants were earned less than 615 birr per a month as it is shown in Table 11 below.

4.4.2 Level of income before & after being involved in MSE

Change in the member's amount of the average monthly income as a result of involvement in micro and small enterprise was one of the variables that should be examined in this study. Based on the response of the organized garbage collector youths under the study, data regarding the average monthly income of the family before and after involving in MSE was gathered and summarized in table 11 below.

Table 11: Average monthly income of respondents before and after MSE

Amount of income	Before MSE		After MSE	
	No	%	No	%
No income, dependent on others	18	14.8	0	0.0
< 615 birr(minimum Gov't wage)	91	74.6	0	0.0
615 birr – 1,013 birr	13	10.6	54	44.2
1,014 birr – 1,663 birr (diploma holder)	0	0.0	59	48.4
1,664 birr – 2,007 birr	0	0.0	9	7.4
≥ 2,008 birr(minimum degree holder's)	0	0.0	0	0.0
Total	122	100.0	122	100.0

Source: Field survey

As it is clearly portrayed in the table, before involved under MSE as garbage collection, 14.8% of the respondents' were not had any source of income, they were dependent on others, around three fourth of the respondents (74.6%) were earned less than the minimum government wage 615.00 Birr per month and reportedly the data in the

table showed that only 10.6% of the respondents monthly income were between 615-1,013 birr. However, after becoming involved as garbage collection in MSE, the average monthly income of nearly half of the respondents (44.2%) become between 615-1,013 birr. The percentage of members who earn below 615.00 birr decreased from 63% to 0.0%; those who earn between 615-1,013 birr increased from 10.6% to 44.2%. There were no members who were earned more than 1,000 birr before they have been organized as MSE but after they organized 48.4% and 7.4% of the respondents had earned a monthly salary between the range of 1,014 birr – 1,663 birr and 1,664 birr – 2,007 birr per month respectively.

4.4.3 Dependent Family size

The total numbers of dependent families that the youths were supporting in their monthly income were asked and the responses tabulated and presented as follow.

Table 12: Dependent Family Size of Respondents

Size of dependent family members	number	%
No dependent family	48	39.3
1 dependent family	33	27.0
2 dependent family	28	23.0
3 or more dependent family	13	10.7

Source: Field survey

As in table 12 above illustrated, the garbage collector youths with no dependent family size accounts 39.3%, 27% of the respondents were support one dependent family members where as 23% and 10.7% of the respondents were two and three and more than three dependent family members.

4.4.4 Level of saving pattern

It is evident that savings, when it comes to the situation of the poor, is a ‘sacrificial savings’ where its purpose is mainly securing the future. With regard to the poor members, the main sources of savings were limiting expenditures even on basic necessities and saving from income. Respondent’s current saving condition/status was compared to their pre-involvement in micro and small enterprise period and the result of the assessment is tabulated in the following table.

Table 13: Saving pattern before and after MSE

Level of saving per month	Before organized as MSE		After organized as MSE	
	No	%	No	%
No saving at all	109	89.3	0	0.0
≤ 99 birr	13	10.7	0	0.0
100 birr – 200 birr	0	0.0	98	80.3
201 birr – 300 birr	0	0.0	19	15.6
> 300 birr	0	0.0	5	4.1
Total	122	100	122	100

Source: Field survey

As it is seen in the table, members saving habit was almost zero level before they have been organized as MSE and only 10.7% of the respondent’s saving was below 99 birr per month but overall performance of the groups’ individual savings had an increasing trend and almost all members saving habit improved and 80.3% of the respondents were saved between the range of 100-200 birr per month. While 15.6% and 4.1% of the respondents were saved 201 birr – 300 birr and greater than 300 birr per month respectively.

4.4.5 Pre MSE and current consumption pattern

Increase and decrease in the members' expenditure is one of the indicators of impacts of empowerment on the life of the participating members' households. In order to be acquainted with the respondent average monthly expenses, queries have been made and responses had been gathered and tabulated as follows.

Table 14: Comparison of Respondents consumption pattern

Consumption	Decreased		Same		Increased	
	Number	%	Number	%	Number	%
Food	0	0.0	6	5.0	116	95.0
Clothing	0	0.0	3	1.6	119	98.4
Utilities	0	0.0	0	0.0	122	100
House hold furniture	0	0.0	0	0.0	122	100
Savings	0	0.0	0	0.0	122	100
Frequency of meals/day for all household members	0	0.0	15	12.0	107	88

Source: Field survey

Comparison on families' expenditure before & after involvement in MSE, shown in table 14, that members expenditures have been increased in almost all types of expense titles. In utilities, household furniture and saving pattern were all (100%) of the respondents stated that their family's average monthly expense were increased; but in only 5% and 1.6% of the respondents reported that there is no change in their family's food and close expenditure respectively.

4.5 Well-being

The idea that promoting people's well-being should be considered one of the ultimate aims of empowering people. By 'well-being' it mean people's experience of

their quality of life. Well-being has two personal dimensions: people’s satisfaction with their lives their sense of personal development, sometimes called positive functioning or personal expressiveness; and social context; and their social well-being – belonging to their communities, a positive attitude towards others, feeling that they are contributing to society and engaging in what could be called ‘pro-social behavior’.

Key factors for promoting well-being at work such as personal control of work load, support from supervisors, relationships, status of role – that one’s work is valued both within and outside the workplace, sense of identity with the organization and community, financial rewards, physical security and work matched to skill and personal level were asked and the responses of the youths that create a fuller picture of an individual’s well-being is presented as follow.

4.5.1 Assessment of overall life

Table 15: Respondent’s response regarding overall life

Assessment of overall life	How do you measure your status?									
	Strongly Disagree		Disagree		Neutral		Agree		Strongly Agree	
	N ₀	%	N ₀	%	N ₀	%	N ₀	%	N ₀	%
Those who feel they contribute something positive to their community and society	0	0.0	0	0.0	0	0.0	87	71.3	35	28.7
Those who feel their relationships with their families, community or neighborhood is positive	0	0.0	0	0.0	0	0.0	74	60.7	48	39.3
Those who feel that the work they do fits with who they are	91	74.6	33	27.4	0	0.0	0	0.0	0	0.0
Those who feel they are respected for the job they do (or role they fulfill) within the community	74	60.7	36	29.5	0	0.0	12	9.8	0	0.0

Source: Field survey

As it shown in table 15 above, even the degree of their replay may differ all of the respondents agree that they feel they contribute something positive to their community and their relationship with their families and community were positive too, all of the respondents feel that the work they does not fit with who they are and those respondents who disagree that they feel they are respected for the job they do or the role they fulfill within the community were 80.2% while only 9.8% of the respondents agree that they are respected in the community for their role they fulfill.

4.5.2 Respondents Degree of Satisfaction

Table 16: Degree of satisfaction of respondents

Area of Satisfaction	Strongly disagree		Disagree		Neutral		Agree		Strongly Agree	
	No	%	No	%	No	%	No	%	No	%
Those who are satisfied with “who they are”	0	0.0	7	6.0	0	0.0	115	94	0	0.0
Satisfied with their current job	36	30	58	48	0	0.0	28	22	0	0.0
Satisfied with the current level of pay	68	56	42	34	0	0.0	12	10	0	0.0
Satisfied with the ability to achieve their job	0	0.0	11	9.0	0	0.0	111	91	0	0.0
Satisfied with the degree of control in work	0	0.0	5	4	0	0.0	117	96	0	0.0

Source: Field survey

Data of table 16 illustrated that except 7 respondents almost all of them were satisfied with what they are, but only 28% of the respondents are satisfied with their current solid collection job while the rest 72% of the respondent were not satisfied with their current job, with regarding to their level of payment or amount of income they earn only 12 of them were satisfied and the rest 88 of the respondents were not satisfied.

Except 9% of the respondents satisfied with their ability to achieve their jobs and nearly all, except 5, of the respondents were satisfied with their degree of control in work.

4. 6 Skill Development

Many social enterprises seek to help people to increase their skills in specific areas, especially those that are needed in the workplace – such as ‘hard’ skills (learning how to do a particular job) or ‘soft’ skills (those related to being part of a workplace, communicating with others, and personal effectiveness). The end result may be increased attractiveness to an employer and an increase in self-confidence and well-being.

Therefore in order to try to capture both aspects it was raised different questions whether members had received different trainings and developed their work skill, social skill and personal effectiveness and the following result were found.

4..6.1 Involvement in Different Trainings

Table 17: Involvement in different trainings

Types of Trainings	Number	%
Marketing linkages	0	0.0
Skill development	0	0.0
Micro enterprise development	112	100
HIV/AIDS	0	0.0
Family planning	0	0.0
Basic Literacy	0	0.0
Sanitation	112	100

Source: Field survey

As it is seen the above table, all of the respondents had received micro enterprise development and sanitation trainings but none of them had received skill development trainings that will help them in order to engaged in different employment opportunity,

HIV/AIDS in order to keep themselves from the diseases, family planning in order to know better opportunities on the different FP options and manage their family size and basic literacy in order to enhance their overall development.

4.6.2 Socio-economic changes of respondents

Table 18: Changes in socio-economic status after organized as garbage collection

Socio-economic status	Decreased		Same		Increased	
	No	%	No	%	No	%
Access to credit services	0	0.0	0	0.0	122	100
Asset building	0	0.0	0	0.0	122	100
Family income	0	0.0	0	0.0	122	100
Decision making in family	0	0.0	13	10.6	109	89.4
Decision making in community	0	0.0	0	0.0	122	100
Timekeeping, reliability	0	0.0	0	0.0	122	100
Ability to plan	0	0.0	0	0.0	122	100
Problem-solving skills	0	0.0	0	0.0	122	100
Relationships with peers	0	0.0	0	0.0	122	100
Relationships with people in 'authority' positions	0	0.0	11	8	111	91
Ability to work in a team with other people	0	0.0	0	0.0	112	100
Tolerance of others' differences	0	0.0	0	0.0	112	100

Source: Field survey

As the above result shows, almost all of the respondents assets and family income found to be increased, their decision making in family and community also developed, their ability to plan and problem solving capacity were also developed, their relationship with peers and people in authority improved and their ability to work in the team with members and working in tolerance of others difference also enhanced after they have been organized and engaged as MSE as garbage collection.

4. 7 Findings of the Key Informant Interview

This data gathering method was chosen as it was believed to be effective in eliciting data on the general function of a group and in generating broad overviews of the impact of MSE specially those organized as garbage collection in changing the lives of the poor. Thus, in order to collect supplementary data on the socio-economic benefit of being involved in organized garbage collection, an informant interview was held with different groups and the summary of the salient findings of the discussion is elucidated hereunder.

The purpose of key informant's interview was to learn about the view of different experts at office level and from the leaders of these youths on the topic of interest, to measure the change that comes within group level and to understand their perceptions and experiences. Hence, key informant interview were conducted with the sub city sanitation and beautification office, including at woreda level and officials and experts of the micro and small enterprise development offices found in the study area.

In order to have a better understanding on the benefit of involving of youths in the MSE's, a question comparing the level of payment and group advantages they acquired after being involved in the MSE was posed to the different experts and officials of the Arada sub city and the 10 woredas sanitation office. The results has been summarized in different sub sections and presented as follow.

4.7.1 Informant Interview with Arada Sub City and Woreda SWMT

The Arada sub-city SWMT has strong relationship with the existing MSE's and have a detail information regarding member's list and detail, amount of each members saving and total amount of each group capital. The discussion made with the head of the SWMT indicated that MSE's has to secure work permit from the municipality if they

fulfill the following preconditions; MSE's should at least have a capacity to provide service for two kebeles,.MSE's should have a cart that has a capacity of transporting 28 m³ solid waste twice a week, each MSE is expected to have standardized waste collecting sacks, members of the MSEs have to be registered in one of the kebeles within the sub-city and should be a resident in the sub-city.

Accordingly, as they explained MSE members they are the ones that are responsible to collect waste from each household, wastes have to be collected early in the morning from each household and the financial source of the MSE's is the monthly fee that is collected from the service beneficiaries.

According to the experts of the woreda offices, there monthly earning capacity was attained based on the level of performance of the members. As one of the expert in the sub city office explained, in order to get 400 birr, they have to fill one big container around 8m³ of solid waste. Therefore, each member of the group works energetically to get a better income and this in turn has increased the efficiency of MSE's because monthly income of groups was based on efficiency of members. According to Ato Dawit, head of the department in the sub city, explained the whole 39 enterprises group saving capital reaches 1,300,000 birr. On average each of the 39 group saves around 33,000 birr.

The member of MSE is not dependent only collecting and transferring solid waste as a means of income but they apart collecting usable and recycled materials like high land bottles, empty glasses, different metals, tins and other materials that are collected from the solid waste they collected were reported to be among the major and subsidiary source of group members incomes.

fulfill the following preconditions; MSE's should at least have a capacity to provide service for two kebeles,.MSE's should have a cart that has a capacity of transporting 28 m³ solid waste twice a week, each MSE is expected to have standardized waste collecting sacks, members of the MSEs have to be registered in one of the kebeles within the sub-city and should be a resident in the sub-city.

Accordingly, as they explained MSE members they are the ones that are responsible to collect waste from each household, wastes have to be collected early in the morning from each household and the financial source of the MSE's is the monthly fee that is collected from the service beneficiaries.

According to the experts of the woreda offices, there monthly earning capacity was attained based on the level of performance of the members. As one of the expert in the sub city office explained, in order to get 400 birr, they have to fill one big container around 8m³ of solid waste. Therefore, each member of the group works energetically to get a better income and this in turn has increased the efficiency of MSE's because monthly income of groups was based on efficiency of members. According to Ato Dawit, head of the department in the sub city, explained the whole 39 enterprises group saving capital reaches 1,300,000 birr. On average each of the 39 group saves around 33,000 birr.

The member of MSE is not dependent only collecting and transferring solid waste as a means of income but they apart collecting usable and recycled materials like high land bottles, empty glasses, different metals, tins and other materials that are collected from the solid waste they collected were reported to be among the major and subsidiary source of group members incomes.

Change in member's decision-making power in the family, group and community affairs is another important indicator for measuring the empowering aspect of MSE. In reply to a question about the significance of MSE in boosting the member's decision-making power at family, group, as well as community level, some reported that still there is male domination in household matters that needs change but decision-making power in the MSE is at their hand since the group gives full right to decide in group's issue. However, almost all of the interviewees agreed that since joining the MSE, their involvement in family matters decision-making has improved and the member's capability to raise family's income and their empowerment as a result of taking part in group meetings were counted for the enhancement of the member's decision making power.

One indicator of involvement of members in community affair is there participation in different youth groups, according to experts at woreda level explained almost all of the members are member of woreda youth league, woreda women's league and woreda women's associations. By involving in these groups they directly involved in participation of their own community development and decision making affairs of their community.

4.7.2 Interview with MSE Representatives

An interview made with some of the members of the MSE's representatives revealed that even though solid waste collection is a very hard task, being a member of the MSE's has created job opportunities for them and this has initiated other jobless and day laborer people to join them. Currently there are some members of the MSEs that earn up to 2,000 birr and above per month. In regard to the members borrowing capacity, all stated that the involvement in MSE has guaranteed them to have access to borrowing

money from their group savings, and has also empowered them to get loans from various micro finance institutions without much difficulty this, according to them, helped them to buy and fulfill their household furniture and some of them helped their families to start a new IGA from the loan they were received.

A group consisting three (3) key informants of MSE leaders of wereda 6 were interviewed jointly. From the discussion held with this group, it was understood that involvement in the MSE has multifaceted benefits to the members not only in terms of boosting the economic status and livelihood of the members, but also in changing the view of the members on the benefit of working collectively.

Moreover, the key informants reported that MSE's is a typical tool to empower the poor, particularly the poor women, who live in a society where gender inequalities practiced commonly.

In explaining the major problems and challenges that the groups have faced so far, the MSE leaders have mentioned both internal and external factors. They reported that, a low level of confidence among members, apathy and a lack of commitment among MSE members, health problems associated with handling and transporting waste, lack of community support, members' poor educational standards and the difficulty of pulling carts out of asphalt roads were found to be among the major problems and challenges of the MSE's.

Discussions

4. 8 Introduction

The focus of this part of the thesis is relating the finding of the study with existing knowledge. More specifically, it attempted to compare the finding of the study with previous researches related the issue. An attempt was also made to link the findings of study with the tenets of the model used as a conceptual frame work. Moreover, the researcher has also incorporated his personal reflection considering the finding of this study and others too. Accordingly, based on the research question, whether the empowerment process bring a meaningful change the lives of the youths, what the socio-economic challenges are facing these youths as a result of being organized as MSE and the most commonly observed health related problems and injuries are discussed thoroughly.

4. 9 Socio-economic Achievements of SWCY

In Ethiopia the idea of Micro & Small Enterprises (MSEs) development emerged as a promising agenda in the recent years. The MSE development was designed for variety of reasons, like: poverty reduction, platform for sustainable development and productivity and economic empowerment of women and men. The MSE sector plays an important role in providing people with livelihood and income generating opportunities, providing income and services to people who cannot get employment in the formal sector.

The impact of MSE in creating job opportunity to its members of the garbage collector youths and empowering them to become capable to take advantage of government development schemes was assessed in this study. Accordingly, it was

understood from the data collected from the respondents and key informant interview that most of them were benefited from their membership as micro and small enterprise development program. When we compare the amount of income before and after organized as MSE, no doubt there was almost increment in income among all of its members and created job opportunity for at least 14.8% of members who were formerly dependent on others.

In relation to level of income and saving pattern, as a rule member of the MSE in garbage collection must have to save at least 100 birr a month, as a result individual saving pattern were fully developed among members and the 39 group's capital in the sub city reaches around 1,300,000.00 birr during the data collection.

The other impact of MSE among garbage collector youths were change in developing decision making capacity of members, as the key informant interview revealed that almost all of its members were involved in different political associations like youth league, youth association and women associations to participate in their local development agendas and benefit from the fruits of the development. Additionally, since members contribute some income for the family, their participation in decision making in family affairs were developed; especially those poor women members who were formerly neglected from different access for job opportunity as a result of gender based discrimination of women but now as a result of their involvement in income generating activity and their involvement in family matters decision-making has also improved. In addition TP model noted that, youth are expected to experience individual outcomes incrementally through participation and success in community change efforts. These outcomes include increased self- and community-esteem, confidence, and competencies

such as voicing one's opinion and leadership. Participants also achieve community-level empowerment and develop participatory competence, or the ability to work successfully with others through cooperation, compromise, and appreciation (Cargo et al., 2003). Therefore TP model which guide this study also puts youth participation in community is part of the empowerment process and also the central tenet of YD&E is the recognition that youth are assets and resources that should be called upon to participate in community and social affairs

When we see the achievement of the MSE sector in relation to meeting its objective of creating income and employment opportunity for unemployed youths; the assessment result showed that member of the garbage collector youths formerly were engaged in daily labor activities and were not had any stable work and means of income but due to the opportunity created by the sector almost 650 youths in Arada sub city alone solid waste collection provides important opportunities for providing much-needed employment for the poor and created opportunity to generate their own income and this helped them to live a stable life and support their dependent families.

4. 10 Socio-economic Challenges of SWCY

Solid waste collection, street sweeping and drain cleaning are very labor-intensive activities. In most cases the work is done by the poor. In most cases solid waste collector youths exposed to social discrimination, this is because of their working condition was under completely unhygienic conditions. Their association with an activity which the public perceives to be filth-related tends, at the same time, to perpetuate discrimination against them. Besides social marginalization, waste workers and their families were

subject to economic insecurity, health hazards and the absence of any form of social security.

The overall prevalence rate of work related health problems and injuries among members were among the many social problems occurring in solid waste collector youths. Results of this research showed that tiredness/fatigue, muscle pain, headache, difficulty in breathing and stomach are among the top 5 infirmity or diseases that were occurred among the garbage collector youths. Dou to the reason that the work nature requires repeated pulling, lifting and transporting wastes they were also exposed to various occupational related injuries among them sharp and needle injury, falling injury and car accident were range from one to three. According to Zimmerman (2000), empowerment is about enabling individuals, families, organizations, and communities' in order to gain control and mastery, within the social, economic, and political contexts of their lives, in order to improve equity and quality of life. However what we had seen in empowering process of the youths who were engaged as garbage collector were only focused the economic aspect of empowering youths but associated factors to improve the lives of the youths were not given due attention.

According to Kim (1998), YD&E model illustrate empowerment is about the prevention of risky behaviors and the meaningful participation of youth in community service projects. A key to the YD&E process is the enhancement of positive social bonding and preparation for participation and involvement in the socio-economic and public affairs of the community. But even though there was a slight change, what the finding revealed that among the organized youths 24% and 5% of them were practicing risky behaviors like using alcohol and chew chat respectively.

Based on the results of the survey, as it is explained in the achievements part of the previous section, there is a slight increase in the level of income since they join the enterprise, however, the benefit they were earned a month was so minimal in relation to their routine labor intensive duty and less valued job. The Effort-Reward model strengthen this finding, which state the combination of high effort and low reward at work was indeed found to be a risk factor for cardiovascular health, subjective health, mild psychiatric disorders and burnout (Van Vegchel et al., 2005).

The assessment of the educational status of the youths showed that most of the members did not show any improvement in their educational status after they have been organized as micro and small scale. But empowerment is about building the capacity of people as explained in empowerment education model that specifically emphasizes the development of skills and knowledge that support youth efforts toward bringing social action and change and links individual empowerment to community development.

Finally as in the AEC and YD&E youth empowerment models explained, youth empowerment involves a participatory cycle that engages youth in a safe environment and meaningful activities where they can learn skills, confront challenges, demonstrate success, and receive support and positive reinforcement for their efforts, can lead to empowerment on an individual level.

Chapter: Five

5.1 Conclusion and Implication of the Study

Conclusion

In this study, the social and economic impact of MSE has been assessed in the previous sections. It was found out that involvement of youths in the MSE has multi variant effects to the members and the summary of some of the salient findings was discussed. It has been summarized that the growth of the population and the resulting unemployment are the major problems in the city.

As the major motto of organizing people in micro and small enterprise is “empowering poor people”, majority of the MSE members formerly were engaged in day labor activity with small payment. But now member’s monthly income is dependent on their efficiency at work, the more they collect solid waste a day they earn more money accordingly.

The rate of illiteracy among group members was very high and there were high number of youths who were first cycle even after they have been organized and started their own new IGA there were no significant change in the educational status of members. Members of the MSE groups came from various walks of life. As some members of the MSE were single, divorced, separated, or widowed, the responsibility of winning a bread for their family rested upon their shoulder and made life very challenging to them for this reason they have to work hard to support their families. The average family size of the respondents’ families’ was ranging from single to three dependent family members, in most households; the head of the households is the sole income earner and supporter of the entire family.

After being involved in MSE, since the level of income have increased, the respondents' families' expenditure capability on family food, clothing, and utilities were increased. The housing conditions of the members also shows a slight improvement but still there were many more youths who were living in temporary accommodations after they have been organized.

In addition, a close examination of member's savings pattern showed that, even though there is no uniformity in an increment or decrement of group pertaining to their individual savings and individual saving vary from one group to the other but there is an increase in members saving patterns and at least each member have to save 100 birr per month.

According to the empowerment educational model which emphasizes the development of skills and knowledge that support youth efforts toward social action and change and links individual empowerment to community organizing is vital but when we see youth empowerment process in the garbage collector youths the skill development is almost neglected as a result of this most of the youths were not satisfied for the job they do that contribute for their community development.

The extent of occupational related injuries and health problems among solid waste collectors were present in a level that needs immediate public health attention and action, trainings on this regard is not also provided that can support to prevent themselves from different health related problems.

In this study, member's participation in decision-making in a family and community affairs were found to be an important indicator for gauging their social empowerment. Involvement in MSE's enabled most of the members to have a stable

means of income for themselves as well as their families. As most of the MSE members have become income generators for their family, their decision making power about income and expense related matters has shown significant affirmative change. Thus, this indicates that MSE's are an important tool in empowering people, playing an important role in boosting individuals potential to participate and benefit from developing their own community but the approach only focuses some aspects of the empowerment.

Implication of the Research

This part of the thesis is concerned with the implication behind the findings of the study from various perspectives. In particular, it illuminates the suggestion of the study findings in three major areas. These are: what are the implications of the study to Social Work education and practice in Ethiopia? What are the implications for policy and practice in the area? And what it implies for further research? These issues are incorporated in detail subsequently.

Implication for social work education and practice

Social work profession helps individuals, groups and community to help themselves, therefore the presence of the professionals in the sector enable for greater efficiency of the sector and capacity building activities of the youths. But it was observed the absence of Social Worker at the sector of the sanitation and beautification office both at sub city and woreda level but the presence of social worker at this level could best help both the sector and the youths. Therefore, the presence of social workers would play a vital role in youth development and capacity building programs, different development intervention and enhancing the working environment are needed in many ways to empower the youths and positive development towards their own community

Implication for policy and practice

Education is believed to have a paramount role to bring a progressive change especially formal education has an association with development and empowerment in an input to bring progress on the youth's status. Educating especially formal education, if it is incorporated in the system as that of saving, will enhance both the capacity of the youths and the work it self. Formal education is, however, a long-term investment, as an alternative and in the short term, therefore, a special literacy program that targets the illiterate members has to be applied if an authentic change in the behavioral status of the youths is needed.

Providing different trainings are mechanisms of preventing illness, injuries, managing families, raising incomes, raising level of awareness and etc would advance their attitude towards them selves as well as creating a positive attitude towards their own community in a positive direction thereby the likelihood of doing a prompt action on their health, social and economic problems will be improved.

The level of income they received a month was small, even though it shows a slight increase after they organized, but with this small income their level of saving was encouraging; Thus, for the effective implementation of the youth empowerment, a lot has to be done especially in increasing their income level through formation and practice of group as well as individual additional income generating activities.

Research implications

This research work identifies the challenges and opportunities of garbage collector youths because of their involvement in MSE. The results of the assessment reveled that even though there was a slight increase in the level of income, saving pattern and participation in community affairs there were issues that needs to be addressed to

fully empower these poor youths issues like increasing educational status, preventing them from health related problems and injuries, providing different skill trainings and improving the housing and living conditions of these poor and working groups was a homework for not only for the MSE sector and government but cooperation among different organs. Therefore, the study calls for further researches to focus in these areas to fill the gap that was observed to fully empower the youths and coordinating different actors that are involved in community development scheme. When youths become fully empowered they will strive towards participating in social action and change.

The study tried to assess using quantitative study design by using questioner and key informant interview, however still there is a need to involve an in-depth study of cases to identify the living situations of the youths. In addition, the involvement of policy makers, Addis Ababa municipality service, different non governmental organizations and different stakeholder's views and opinions is important. Therefore, future studies are better to be in-depth to show the magnitude of the work pressure and their return in salary they are acquiring and other possible strategy to benefit the youths from the waste they are collecting making the work more profitable are important issues to be considered.

References

- Albee, G. (1981). Politics, power, prevention and social change. Prevention through political action and social change. J. Joffe, G. Albee (eds). Hanover and London: University Press of New England.
- Altaf, M.A., and J. R. Deshazo. 1996. Household Demand for Improved Solid Waste Management: A Case Study of Gujranwala, Pakistan. *World Development* 24(5):857–68.
- Babatunde BB, Vincent-Akpu IF, Woke GN, Atarhinyo E, Aharanwa UC, Green AF, Isaac-Joe O (2013). Comparative analysis of municipal solid waste (MSW) composition in three local government areas in Rivers State, Nigeria. *Afr. J. Environ. Sci. Technol.*
- BABAYEMI, J. O. and DAUDA K. T. 2009. Evaluation of Solid Waste Generation, Categories and Disposal Options in Developing Countries: A Case Study of Nigeria.
- Bakker, A.B., Demerouti, E. and Verbeke, W. (2004), “Using the Job Demands-Resources model to predict burnout and performance”, *Human Resource Management*, Vol. 43.
- Bakker, A.B., Demerouti, E., Taris, T., Schaufeli, W.B. and Schreurs, P. (2003c), “A multi-group analysis of the Job Demands-Resources model in four home care organizations”, *International Journal of Stress Management*, Vol. 10.
- Bandura, A. (1982), “Self-efficacy mechanism in human agency”, *American Psychologist*, Vol. 37.

- Bartone, C.L., and J.D. Bernstein. 1993. Improving Municipal Solid Waste Management in Third World Countries. Resources, Conservation and Recycling.
- Benson, P. L. (1997). All Kids are Our Kids: What Communities Must Do to Raise Caring and Responsible Children and Adolescents. San Francisco, CA: Jossey-Bass.
- Blum, R. W. M. (1998). Healthy development as a model for youth health promotion. *Journal of Adolescent Health*, 22, 368-375.
- Bogdan, R. and Biklen, S.K. (1992), *Qualitative Research for Education*, Allyn and Bacon, Boston, MA.
- Bringi SD (2007). Application of 3D principles to solid waste management on the Asian Institute of Technology (Ait) Campus. Unpublished M.Sc. Thesis.Indonesia.
- Camilla Louise, 2005. The cycle of plastic waste: An analysis on the informal plastic recovery system in Addis Ababa, Ethiopia.
- Cargo, M., Grams, G.D., Ottoson, J. M., Ward, P., & Green, L.W. (2003). "Empowerment as fostering positive youth development and citizenship." *American Journal of Health Behavior*, 27(Supplement 1), S66-79.
- Chalmin, P. & Gaillochet, C. (2009). From waste to resource: An abstract of world waste survey 2009. Cyclope Veolia Environmental Services. [Online] Accessed 8.8.2013 at: http://www.uncrd.or.jp/env/spc/docs/plenary3/PS3-F-Veolia_HiersoPrint%20abstract.pdf
- Chinman, M. J., & Linney, J.A. (1998). Toward a model of adolescent empowerment: Theoretical and empirical evidence. *Journal of Primary Prevention*, 18, 393-413.

- Chuen-Khee, P., and J. Othman 2010. Household Demand for Solid Waste Disposal Options in Malaysia. World Academy of Science, Engineering and Technology 66: 1153–58.
- Cochran, M. (1986). The parental empowerment process: Building on family strengths. In J. Harris (Ed.), *Child psychology in action: Linking research and practice* (pp. 12-33). Brookline, MA: Croon Helm Publishers.
- Cornell Empowerment Group. (1989, October). Empowerment and family support. *Networking Bulletin*, 1(1)2.
- Craig, G. and Mayo, M. (Eds) (1995), *Community Empowerment: A Reader in Participation and Development*, Zed Books, London.
- D.A. de Vaus (2002). *SURVEYS IN SOCIAL RESEARCH*
- Daniel Bogale, Aberakumie, and WorkuTefera, 2014. Assessment of occupational injuries among Addis Ababa city municipal solid waste collectors: a cross-sectional study.
- De Jonge, J., Bosma, H., Peter, R. and Siegrist, J. (2000), “Job strain, effort-reward imbalance and employee well being: a large-scale cross-sectional study”, *Social Science and Medicine*, Vol. 50, pp. 1317-27
- Elmira S, Behzad N, Mazlin BM, Ibrahim K, Halima T, Saadiah H (2010). Urban solid waste management based on geoinformatics technology, University Putra Malaysia, Malaysia. Environmental Engineering and Management Program School of Environment, Resources and Development -SERD.
- FDRE PCC (Federal Democratic Republic of Ethiopia Population Census Commission). 2008. Summary and Statistical Report of the 2007 Population and Housing Census: Population Size by Age and Sex. Addis Ababa: FDRE PCC.

- Fetterman, D.M. and Wandersman, A. (2005), *Empowerment Evaluation Principles in Practice*, Guilford Press, New York, NY.
- Freire, P. (1970). *The pedagogy of the oppressed*. New York: Seabury Press.
- Goodman, L. A., Liang, B., Helms, J. E., Latta, R. E., Sparks, E., & Weintraub, S. R. (2004). Training counseling psychologists as social justice agents: Feminist and multicultural principles in action. *The Counseling Psychologist*, 32, 793–836.
- Griffin, J. M., Fuhrer, R., Stansfeld, S. A., & Marmot, M. (2002). The importance of low control at work and home on depression and anxiety: Do these effects vary by gender and social class? *Social Science & Medicine*, 54, 783–798.
- Hackman, J.R. and Oldham, G.R. (1980), *Work Redesign*, Addison-Wesley, Reading, MA.
- HayalDesta, HailuWorku and AramdeFetene, 2014. Assessment of the Contemporary Municipal Solid Waste Management in Urban Environment: The Case of Addis Ababa, Ethiopia. *Journal of Environmental Science and Technology*, 7: 107-122.
- Israel, B.A., Checkoway, B., Shulz, A. and Zimmerman, M. (1994), “Health education and community empowerment: conceptualizing and measuring perceptions of individual, organizational, and community control”, *Health Education Quarterly*, Vol. 21 No. 2, pp. 149-70.
- Karasek, R.A. (1979), “Job demands, job decision latitude, and mental strain: implications for job design”, *Administrative Science Quarterly*, Vol. 24, pp. 285-308.
- Keiffer, C. (1984). Citizen empowerment: A developmental perspective. *Prevention in Human Services*, 3(16), 9-35.

- Kim, S., Crutchfield, C., Williams, C., & Hepler, N. (1998). Toward a new paradigm in substance abuse and other problem behavior prevention for youth: Youth development and empowerment approach. *Journal of Drug Education*, 28(1), 1-17.
- Labonte, R. (1989). Community empowerment: The need for political analysis. *Canadian Journal of Public Health*, 80(2), 87-88.
- Lauren Bennett Cattaneo and Aliya R. Chapman (2010), *The process of Empowerment*, George Mason University
- Laverack, G. and Wallerstein, N. (2001), "Measuring community empowerment: a fresh look at organizational domains", *Health Promotion International*, Vol. 16 No. 2, pp. 179-85. [CrossRef], [ISI] [Infotrieve]
- Lord, J. (1991). *Lives in transition: The process of personal empowerment*. Kitchener: Centre for Research and Education in Human Services.
- Masterson, S., & Owen, S. (2006). Mental health service user's social and individual empowerment: Using theories of power to elucidate far reaching strategies. *Journal of Mental Health*, 15, 19-34.
- McClelland, D. C. (1975). *Power: The inner experience*. New York: Irvington Press.
- McMichael, A. (2000). The urban environment and health in a world of increasing globalization: issues for developing countries. *Bull of the World Health Organization*, 78(9), 1117-1123.
- McWhirter, E. H. (1991). Empowerment in counseling. *Journal of Counseling & Development*.
- Mechanic, D. (1991). Adolescents at risk: New directions. *Journal of Adolescent Health*.

- Meijman, T.F. and Mulder, G. (1998), "Psychological aspects of workload", in Drenth, P.J., Thierry, H. and de Wolff, C.J. (Eds), *Handbook of Work and Organizational Psychology*, 2nd ed., Erlbaum, Hove, pp. 5-33.
- Millstein, S. G. (1993). A view of health from the adolescent's perspective. In S. G. Millstein, A. C. Petersen & E. O. Nightingale (Eds.), *Promoting the Health of Adolescents: New Directions for the Twenty-first Century* (pp. 97-118). New York: Oxford University Press.
- Moscovitch, A. and Drover, G. (1981). *Inequality: Essays on the political economy of social welfare*. Toronto: University of Toronto Press.
- NigatuRegassa, RajanD.Sundaraa and BizuneshBogaleSeboka, 2011. *Challenges and Opportunities in Municipal Solid Waste Management: The Case of Addis Ababa City, Central Ethiopia*.
- Ning Ai, 2011. *Challenges of Sustainable Urban Planning: the Case of Municipal Solid Waste Management*, Georgia Institute of Technology.
- Presby, J., Wandersman, A., Florin, P., Rich, R., & Chavis, D. (1990). Benefits, costs, incentive management and participation in voluntary organizations: A means to understanding and promoting empowerment. *American Journal of Community Psychology*, 18(1), 117-148.
- Rappaport, J. (1987). Terms of empowerment/exemplars of prevention: Toward a theory for community psychology. *American Journal of Community Psychology*, 15(2),121-148.
- Rappaport, J. (1987). Terms of empowerment/exemplars of prevention: Toward a theory for community psychology. *American Journal of Community Psychology*,

- Rappaport, J. (1995). Empowerment meets narrative: Listening to stories and creating settings. *American Journal of Community Psychology*.
- Rappaport, J. (1981). "In praise of paradox: a social policy of empowerment over prevention", *American Journal of Community Psychology*, Vol. 9 No. 1, pp. 1-25. [CrossRef], [ISI] [Infotrieve]
- Sha' Ato R, Aboho SY, Oketunde FO, Eneji IS, Unazi G, Agwa S (2007). Survey of solid waste generation and composition in a rapidly growing urban area in central Nigeria. *Waste Manage.*
- Siegrist, J. (1996). "Adverse health effects of high effort-low reward conditions", *Journal of Occupational Health Psychology*, Vol. 1, pp. 27-41.
- Small, S., & Memmo, M. (2004). Contemporary models of youth development and problem prevention: Toward an integration of terms, concepts, and models. *Family Relations*, 53, 3-11.
- Swift, C. and Levin, G. (1987). "Empowerment: an emerging mental health technology", *Journal of Primary Prevention*, Vol. 8 Nos 1/2, pp. 71-94. [CrossRef] [Infotrieve]
- Takele Tadesse, Ethiopian Public Health Training Initiative, (2004). Solid and Hazardous waste management.
- Taris, T.W. and Feij, J.A. (2004). "Learning and strain among newcomers: a three-wave study on the effects of job demands and job control", *Journal of Psychology*, Vol. 138, pp. 543-63.
- Tengland, P.A. (2008). "Empowerment: a conceptual discussion", *Health Care Analysis*, Vol. 16 No. 2, pp. 77-96. [CrossRef], [ISI] [Infotrieve]

- Tirusew Ayisheshim and Amare Sewnet, 2007. Solid waste dumping site suitability analysis using geographic information system (GIS) and remote sensing for Bahir Dar Town, North Western Ethiopia
- UNEP (United Nations Environment Program) (2004). *The Use of Economic Instruments in Environmental Policy: Opportunities and Challenges*. Geneva: UNEP.
- United Nations Department of Economic and Social Affairs (UN-DESA) (2012). *World Urbanization Prospects, the 2011 Revision*. New York: United Nations, Department of Economic and Social Affairs, Population Division.
- United Nations Human Settlements Programme (UN-HABITAT) (2010). *Solid waste management in the world's cities*. London, UK: Gutenberg Press. UN Secretariat, *World Population Prospects: The 2000 Revision and World*.
- Van Vegchel, N., de Jonge, J., Bosma, H. and Schaufeli, W.B. (2005). "Reviewing the effort-reward imbalance model: drawing up the balance of 45 empirical studies", *Social Science and Medicine*, Vol. 60, pp. 1117-31.
- Viacheslav Mutavchi (2012). *Solid Waste Management Based on Cost-benefit Analysis Using the WAMED model*, Linnaeus University.
- Wallerstein, N. (1992). Powerlessness, empowerment, and health: Implications for health promotion programs. *American Journal of Health Promotion*, 6(3), 197-205.
- Wallerstein, N. (2006). "What is the evidence of effectiveness of empowerment to improve health?", *Health Evidence Network Report*, WHO Regional Office for Europe, Copenhagen, available at: www.euro.who.int/Document/E88086.pdf
- Wallerstein, N., Sanchez-Merki, V., & Verlade, L. (2005). *Freirian praxis in health education and community organizing: A case study of an adolescent prevention*

program. In M. Minkler (Ed.), *Community Organizing and Community Building for Health*, 2nd ed. New Brunswick, NJ: Rutgers University Press.

Walster, E., Walster, G.W. and Berscheid, E. (1978). *Equity: Theory and Research*, Allyn and Bacon, Boston, MA.

Whitmore, E. (1988). Empowerment and the process of inquiry. A paper presented at the annual meeting of the Canadian Association of Schools of Social Work, Windsor, Ontario.

Zeldin, S. (2004). Youth as agents of adult and community development: Mapping the process and outcomes of youth engaged in organizational governance. *Applied Developmental Science*, 8(2), 75-90.

Zimmerman, M. A. (2000). Empowerment theory: Psychological, organizational, and community levels of analysis. In J. R. E. Seidmann (Ed.), *Handbook of community psychology*. New York: Kluwer Academic/Plenum.

Zimmerman, M. (1990). "Taking aim at empowerment research: on the distinction between individual and psychological conceptions", *American Journal of Community Psychology*, Vol. 18,

Annex I: **Questioner Guide for Garbage Collector Youths Organized in MSE (English Version)**

Addis Ababa University

Graduate School of Social Work

I. Questioner for Garbage Collector Youths Organized in MSE

Introduction: Hello! My name is AsmamawDegu, a student of the Graduate School of Social work at AAU. I am now doing my master's thesis on the title "*Assessment on the Impact of Youth Empowerment Effort in Changing the Lives of Micro and Small Enterprise Organized Solid Waste Collector Youths in Addis Ababa City: the Case of Arada Sub City*". The purpose of this research is that to investigate the achievements and/ or challenges of garbage collector youths organized by medium and small scale enterprises, by identifying the gaps in the working environment, it is intended to suggest best possible suggestion for concerned bodies. You are randomly selected from those organized youths, who were working under Arada sub-city's sanitation and beatification office. For questions that have choices, you can make a mark in the box like this ✓; whereas, for those questions with open space, you can write your perception as you feel. Please don't write your name.

Confidentiality and Consent: "I am going to ask you some very personal questions that some people find difficult to answer. Your answers are completely confidential. Your name and household members will not be written on this form, and will never be used in connection with any of the information you tell me. You do not have to answer any questions that you do not want to answer, and you may end this interview at any time you want to. However, your honest answers to these questions will

help us better understand the situations of the youths involved in garbage collection. I, hereby, pledge ethically to keep your response with the rules of confidentiality. Therefore, I would like to request for your cooperation to respond as per the demand of the question honestly & objectively. I would be thankful for your response.

1. PERSONAL INFORMATION

1.1 PERSONAL DATA (Current Status)

1. Age: _____
2. Sex: Male Female
3. Level of Education: _____
4. Religion: A. Orthodox B. Muslim C. Protestant D. Catholic E. Other
5. Ethnicity: _____ Place of Birth: _____
6. Marital Status: A. Single B. Married C. Divorced D. Widowed
7. Total number of Family Size: _____
8. Total number of Dependent Family members: _____
9. Number of house hold members contribute to the family income: _____
10. Estimated average monthly income of the household earned by all members of the household: _____
11. Number of children/s contribute for family income (if any): _____

1.2 Information's before engaged in MSE

1. Type of activity you were engaged before you become a garbage collector:-

2. Amount of income:- _____
3. Level of education:- _____
4. Number of families you were supporting:- _____
5. Amount of saving (if any): _____
6. Whom do you visit for medical care? A. House hold treatment B. Traditional hillers C. Health Institutions D. Other

2. SOCIAL INDICATORS

Assessment of overall life	How do you measure your status?				
	Strongly Disagree	Disagree	Neutral	Agree	Strongly Agree
Do you feel you are able to contribute something positive to your community and society?					
Do you feel that your relationships with your family, community (or neighborhood) you live are positive?					
Do you feel that the work you do fits with who you are?					
Normally how “full of life” do you feel?					
How satisfied are you with your health and safety at work?					
Do you feel you are respected for the job you do (or role you fulfil) within the community?					

2.1 WELL-BEING

2.2 PHYSICAL HEALTH

- How you rate your health status A. Good B. Moderate C. Bad
- Whom do you visit for medical care
 - House hold treatment
 - Traditional hillers
 - Health Institutions
 - Other (if any please specify) _____
- How frequently have experienced the following problems:

Health risks	How frequently happen these diseases					
	Before			After		
	Not at all	Very rare	Very Frequent	Not at all	Very rare	Very Frequent
Poor appetite						
Tiredness/fatigue						
Nausea						
Stomach Pains						
Difficulty breathing						
Chest pains						
Bone/joint pains						
Muscle pains						
Numbness/tingling						

Tremors (shakes)						
Headache						

- Any absence from work due to sickness, or unauthorized leave (If yes, how many days in a month on average?) _____
- What are the most frequent injuries/ hazards that you face because of your current work? Have you faced any of the following injuries when you do your regular tasks?

Injuries	How frequent?		
	Not at all	Very rare	Very Frequently
Bitten by dogs			
Sharp and needle injury			
Poison/ acid splash			
Falling injury			
Car accident			

2.3 HIGH-RISK BEHAVIOR

Have you had these behaviors?

Risky behaviors	How frequently you did these behaviors?					
	Before			After		
	Not at all	Irregularly	Frequently	Not at all	Irregularly	Frequently
Do you use alcohol/beer						
Alcohol/Beer overdose						
Do chew Chat						
Unprotected sex						
Use of drugs by injection						

2.4 Housing Condition?

Housing condition	Before organized in MSE	After organized in MSE
Own/ Private		
Rented from Kebele		
Rented from private		
Relative/Partners'/Friends		
Temporary accommodation		

On the street		
Hospital or treatment facility		

A. If you rent a private house, how much you paid monthly? _____

3. Economic Situations

3.1 Your average monthly income: _____

3.2 Average monthly Saving amount: _____

3.3 Involved in any IGA's you do in your leisure time?

A. Yes B No

3.4 If yes, your average monthly income in your leisure time: _____

3.5 Family consumption pattern

Consumption	Decreased	Same	Increased
Food			
Clothing			
Utilities			
House hold furniture			
Savings			
Frequency of meals/day for all household members			

3.6 Degree of Satisfaction

	Strongly disagree	Disagree	Neutral	Agree	Strongly Agree
When you consider your overall life are you satisfied "with who you are?"					
Are you satisfied with your current work or job?					
Are you satisfied with your level of pay?					
Are satisfied with your ability to achieve the tasks you do in your job?					

Are you satisfied with the degree of control you have over your work?					
---	--	--	--	--	--

3.7 In general are the tasks you do too easy or too difficult? A. Too easy B Moderate C. Too difficult

3.8 Change on socio-economic status after organized as garbage collection

Socio-economic status	Decreased	Same	Increased
Literacy/Education			
Access to credit sources			
Asset building			
Family income			
Skills development			
Awareness on HIV/AIDS and other diseases			
Awareness on family planning			
Decision making in family			
Decision making in community			
'basic' work skills and attributes			
Attainment of basic literacy (reading, writing)			
Basic numerical skills, including ability to manage money			
Timekeeping, reliability			
Personal effectiveness and aptitude and life skills			
Ability to plan			
Problem-solving skills			
Skill/competence in social interaction			
Relationships with peers			
Relationships with people in 'authority' positions			
Ability to work in a team with other people			

Tolerance of others' differences			
----------------------------------	--	--	--

3.9 TRAININGS

A. Since you joined the enterprise have you ever received any training?

Types of training	Yes	No
Marketing linkages		
Skill development		
Micro enterprise development		
HIV/AIDS		
Family planning		
Basic Literacy		
Sanitation		

Annex III. Questioner Guide for Garbage Collector Youths Organized in MSE (Amharic Version)

በአዲስ አበባ ዩንቨርሲቲ

የሶሻል ወርክ ድህረ ምረቃ ትምህርት ቤት

በማህበራት ተደራጅተው ደረቅ ቆሻሻ በመሰብሰብ ለሚተዳደሩ ወጣቶች የተዘጋጀ መጠይቅ

መግቢያ: ጤና ይስጥልኝ አስማማው ደጉ እባላለሁ በአዲስ አበባ ዩንቨርሲቲ ድህረ ምረቃ ትምህርት ክፍል የሶሻል ወርክ ተማሪ ነኝ። በአሁን ስዓት የመመረቂያየን ፅሁፌን “Assessment on the Impact of Youth Empowerment Effort in Changing the Lives of Micro and Small Enterprise Organized Solid Waste Collector Youths in Addis Ababa City: the Case of Arada Sub City” በሚል ርዕስ በክ/ከተማው ውስጥ በሚገኙና በጥቃቅንን አነስተኛ ኢንተርፕራይዞች ልማት በተደራጁ ወጣቶች ላይ ትኩረት አድርጌ ጥናቴን በመሰራት ላይ እገኛለሁ። የጥናቱም ዋና አላማ በክፍለ ከተማው ውስጥ በማህበራት ተደራጅተው ደረቅ ቆሻሻ በመሰብሰብ የሚተዳደሩ ወጣቶችን በስራቸው/በመደራጀታቸው ምክንያት ያገኙትን ጥቅም እና ከስራው ጋር ተያይዞ የሚያጋጥማውን ችግሮች ለመዳሰስና ለሚመለከታቸው አካላትም በጥናቱ መሰረት የጥናቱን ውጤት በማሳየት ላሉ ችግሮች የመፍትሄ ሀሳብ ማቅረብ ነው። እርስ ከተደራጁበት ማህበር ውስጥ ይህን መረጃ እንዲሞሉልን መርጠነዎታል። ስለሆነም ከዚህ ቀጥሎ ለተቀመጡት ጥያቄዎች የ ህምልክት በማድረግ ስምዎትን መግለፅ ሳያስፈልግ የመሰለዎትን ምላሽ ይስጡ። የሚሰጡን ምላሽ ምስጢራዊነቱ የተጠበቀ መሆኑ እየገለፅን ለምንጠይቅዎት ጥያቄ ለሚሰጡን ምላሽ እና ትብብር የቅድሚያ ምስጋናየን አቀርባለሁ።

የግል መረጃ

1.1 አሁን ያለ አጠቃላይ የግል መረጃ

1. እድሜ: _____
2. ፆታ: ወንድ ሴት
3. የትምህርት ደረጃ: _____
4. ሀይማኖት: ኦርቶዶክስ ሙስሊም ፕሮቴስታንት ካቶሊክ ሌላ
5. ብሄር: _____
6. የጋብቻ ሁኔታ: ያላገባ ያገባ የፈታ የሞተበት
7. የቤተሰብ ብዛት: _____
8. ስራ የማይሰሩ የቤተሰብ ብዛት: _____

9. ስራ የሚሰሩ የቤተሰብ አባላት ብዛት: _____
10. የቤተሰቡ አጠቃላይ የወር አማካኝ ገቢ: _____
11. ስራ የሚሰሩ ህፃናት ብዛት: _____

1.2 ከመደራጀት በፊት ስለነበረ መረጃ

1. በአሁን ስራ ከመደራጀት በፊት በምን ስራ ተሰማርተው ነበር: _____
2. የወርሃዊ ገቢ ስንት ነበር: _____
3. የትምህርት ደረጃ: _____
4. የቁጠባ መጠን ስንት ነበር(ካለ): _____
5. በህመም ወቅት ወዴት ይሄዱ ነበር: በቤት ውስጥ ህክምና ባህላዊ መድሃኒት ጤና ተቋም ሌላ

1. ማህበራዊ ዳሰሳ

2.1 የህይወት ደህንነት

የአጠቃላይ ህይወት ዳሰሳ	እንዴት ይለኩታል				
	በፍጹም አልሰማም	አልሰማምም	ሀሳብ የለኝም	አሰማማላሁ	በጣም አሰማማላሁ
ለሚኖሩበት ማህበረሰብ በጎ ነገር አበርክቻለሁ ብለው ያስባሉ?					
ከቤተሰብዎ፣ ከጎረቤትዎና ከማህበረሰብዎ ጋር መልካም ግንኙነት አለዎት?					
የሚሰሩት ስራ ከማንነትዎ ጋር ይሄዳል?					
በህይወትዎ ሙሉነት ይሰማዎታል? የጎደለኝ የለም ብለው ያስባሉ					
በስራ ቦታ ባለዎት የጤናና ስራ ደህንነት ደስተኛ ነዎት?					
በሚሰሩት ስራ በማህበረሰቡ ዘንድ ክብር አገኛለሁ ብለው ያስባሉ?					

2.2 አካላዊ ደህንነት

1. አጠቃላይ የጤንነት ሁኔታዎትን እንዴት ይለኩታል
 - A. በጣም ጥሩ
 - B. መካከለኛ
 - C. መጥፎ
2. የጤና ችግር ሲያጋጠጥሞት ወዴት ይሄዳሉ
 - A. በቤት ውስጥ እታከማለሁ
 - B. ባህላዊ ህክምና እጠቀማለሁ
 - C. በጤና ተቋም
 - D. ሌላ ካለ የይገለፅ _____
3. ከሚከተሉት የጤና ችግሮች የትኛው በተደጋጋሚ ጊዜ ገጥሞታል

የጤና ችግሮች	ምን ያህል ጊዜ ይገጥማል					
	ከመደራጀት በፊት			ከተደራጁ በኋላ		
	አላጋጠመኝም	አልፎ አልፎ	በተደጋጋሚ ጊዜ	አላጋጠመኝም	አልፎ አልፎ	በተደጋጋሚ ጊዜ

ዝቅተኛ የምግብ ፍላጎት					
የድካም ስሜት					
ማቅለሽለሽ					
ጨጓራ					
የመተንፈሻ ችግር					
የደረት ህመም					
የመገጣጠሚያ/ የአጥንት ህመም					
የጡንቻ ህመም					
የመደንዘዝ ስሜት					
የማንቀጥቀጥ ስሜት					
ራስ ምታት					

4. በህመም ምክንያት ከስራ ቀርተው ያውቃሉ? ከሆነ በውር በአማካኝ ስንት ቀን ይቀራሉ? _____

5. አሁን ከሚሰሩት ስራ ጋር በተያያዘ የሚደርስ አደጋ/ጉዳት የትኛው ነው? ከስራው ጋር በተያያዘ ከሚከተሉት የጤና ጉዳቶች የትኛው በተደጋጋሚ ይገጥማል?

የአደጋ/ጉዳት አይነት	ምን ያህል ገጥሞት ያውቃል?		
	ምንም ገጥሞት አያውቅም	አልፎ አልፎ ይገጥመኛል	በተደጋጋሚ ጊዜ ይገጥማል
በውሻ መነከስ			
በስለታም ነገሮች መቀረጥ			
መርዛማ ነገሮች በሰውነት መፍሰስ			
የመውደቅ እና የመሰበር አደጋ			
የመኪና አደጋ			

2.3 ልዩ ባህርያት

ከሚከተሉት ውስጥ የትኛውን ይጠቀማሉ

የተለያዩ ጠባያት	እነዚህን የተለያዩ ጠባያት ምን ያህል ይፈጸማሉ?					
	ከመደራጀት በፊት			ከተደራጀት በኋላ		
	በፍጹም አላደረሰም	አልፎ አልፎ እፈጸማለሁ	በተደጋጋሚ ጊዜ እፈጸማለሁ	በፍጹም አላደረሰም	አልፎ አልፎ እፈጸማለሁ	በተደጋጋሚ ጊዜ እፈጸማለሁ
መጠጥ ይጠጣሉ?						
ስክረው ያውቃሉ?						
ጫት ይቀማሉ?						
ልቅ ወሲብ?						
በመርፌ አደንዛኝ መድሃኒት ይወሰዳሉ?						

2.4 የመኖሪያ ሁኔታ ምን ይመስላል

የመኖሪያ ቤት ሁኔታ	በጥቃቅንና አነስተኛ ከመደራጀት በፊት	በጥቃቅንና አነስተኛ ከመደራጀት በኋላ
የግል ቤት ውስጥ እኖራለሁ		
በቀበሌ የኪራይ ቤት		
የግለሰብ ቤት ተከራይቻ እኖራለሁ		
በዘመድ ቤት ውስጥ እኖራለሁ		
በግዜያዊ መጠለያ ወስጥ እኖራለሁ		
በጎዳና አኖራለሁ		
በህክምና መስጫ ተቋም		

1. በኪራይ ቤት ውስጥ የሚኖሩ ከሆነ በወር ስንት ይከፍላሉ? _____

II. የኢኮኖሚ ሁኔታ

1. በዚህ ስራ አማካኝ ወርሃዊ ገቢ ስንት ነው? _____
2. አማካኝ ወርሃዊ የቁጠባ መጠን ስንት ነው? _____
3. በትርፍ ስዓት የሚሰሩት ስራ አለ አዎ አይ
4. በትርፍ ስዓት ስራ የሚሰሩ ከሆነ ምን ያህል ያገኛሉ? _____
5. የቤተሰቡ የፍጆታ ሁኔታ ምን ይመስላል (ከመደራጀት በፊት ካለው ሁኔታ ጋር ሲመዘዘን እንዴት ይገልጻሉ?)

ዝርዝር ሁኔታ	የፍጆታ ሁኔታ		
	ቀንሷል	ለውጥ የለውም	ጨምሯል
የምግብ ፍጆታ			
የልብስ ፍጆታ			
ልዩልዩ ቁሳቁሶች			
የቤት ውስጥ ቁሳቁስ			
የቁጠባ ባህል			
ቤተሰቡ በቀን የሚመገቡበት የጊዜ ብዛት			

3.1 የእርካታ መጠን

የአጠቃላይ ህይወት ዳሰሳ	እንዴት ይለኩታል
-----------------	------------

	በፍፁም አልሰማማም	አልሰማማም	እሰማማለሁ	በጣም እሰማማለሁ
አጠቃላይ ህይወትዎን ሲያስቡ በማንነቱ ደስተኛ ነዎት?				
አሁን ባለዎት ስራ ደስተኛ ነዎት?				
በስራዎ በሚያገኙት የገንዘብ መጠን ደስተኛ ነዎት?				
ስራዎትን ለመስራት ባለዎት አቅም/ችሎታ ደስተኛ ነዎት?				
በስራ ገበታዎ ላይ ባለብዎት ቁጥጥር ደስተኛ ነዎት?				

3.2 የሚሰሩት ስራ የክብደት ደረጃ ምን ያክል ነው? በጣም ቀላል ነው መካከለኛ ነው በጣም

ከባድና አስቸጋሪ ስራ ነው

3.3 በማህበር ተደራጅተው መስራት ከጀመሩ በኋላ ያለውን ጥቅል ማህበራዊና ኢኮኖሚያዊ ለውጥ

እንዴት ይመዘኑታል?

ማህበራዊና ኢኮኖሚያዊ ሁኔታ	እንዴት ይለኩታል		
	ቀንሷል	ለውጥ የለውም	ጨምሯል
የትምህርት ሁኔታ			
የብድር አገልግሎት/ተጠቃሚነት			
ሀብት ማፍራት/ገንዘብና ቁሳቁስ/			
የቤተሰብ ገቢ/ በገንዘብ/			
የተለያዩ የሙያ/ክህሎት ግንባታ			
በHIV/AIDS ዙሪያ ግንዛቤ			
የቤተሰብ ምጣኔ አጠቃቀም ግንዛቤ			
የቤተሰብ ቁጠር የመወሰን ሃላፊነት ደረጃ			
በቤተሰብ ውስጥ ባለ ጉዳይ ውሳኔ መወሰን			
በማህበረሰብ ጉዳይ ውሳኔ የመወሰን ሃላፊነት			
መሰረታዊ የስራ ክህሎትና ጸባይነት			
ማንበብና መጻፍ ችሎታ			
ገንዘብን የመቆጣጠር የስሌት ክህሎት			
የግዜ አጠቃቀም			
የግል ችሎትና ክህሎት			
እቅድ የማቀድ ችሎት			
ችግሮችን በራስ የመፍታት ችሎታ			
የማህበራዊ ተግባራት ክህሎት			

ከጓደኛ ጋር ተግባብቶ የመስራት ችሎታ			
በስልጣን ካሉ ሰዎች ጋር የመግባባት ችሎታ			
በቡድን የመስራት ችሎታ			
በልዩነት መካከል ተቻችሎ መስራት			

3.4 ስልጠናዎች

በኢንተርኔት ላይ ከተደራጁ በኋላ ከሚከተሉት ውስጥ የትኛውን ስልጠና ወስደው ያውቃሉ?

የስልጠና ዓይነት	አዎ	አይ
የገበያ ትስስርና የንግድ ክህሎት ስልጠና		
የተለያዩ የሙያ ክህሎት ስልጠና		
ስለጥቃቅንና አነስተኛ ኢንተርኔት ልማት		
ስለኤች. አይ.ቪ. ኤድስ ስልጠና		
የቤተሰብ ምጣኔ ስልጠና		
የጎልማሶች ትምህርት		
ስለአካባቢና የግል ንፅህና አጠባበቅ		

Annex II. Key Informant Interview Guide English Version (for Sub city and Woreda)

Addis Ababa University

Graduate School of Social Work

QUESTIONS TO SUB CITY and WOREDA OFFICIALS/EXPERTS

1. How many MSE's are organized as garbage collector in the sub city/woreda?
How do they operate?
2. Besides of garbage collection is there any means of subsidiary income source for SWCY?
3. What was the role of the sub city in mitigating the effect of poverty among SWCY?
4. What are the major problems of the garbage collector youths, that hinders there efficiency?
5. What do the sub city designs to increase the income level of members and their families to overcome the problems of poverty and low level of payment?
6. What is the significance of MSE in poverty alleviation among garbage collector youths?
7. Who is individual saving pattern? How much is each groups and whole groups saving capital?
8. How you evaluate the decision making power of MSE's members in family and community?
9. How do you measure the participation of MSE youths in community affairs?
10. Additional information, if any?

Annex III. **Selected Empowerment Indicators**

Some of the selected indicators for Empowerment (New Economic Foundation UK)

- I. Social Indicators**
 - Homelessness and residence
 - Decision making in family and community
 - Taking responsibility for self-development – literacy, health awareness
 - Social well-being
 - ✓ a positive attitude towards others
- II. Well-being**
 - People's satisfaction with their lives
 - sense of personal development
 - Work matched to skill level
 - Financial rewards
 - Physical security
 - Support from supervisors
 - Relationships with colleagues
 - Sense of identity with the organization and community
- III. Skills Development**
 - people's skill/competence in social interaction
 - 'basic' work skills and attributes
 - personal effectiveness and aptitude and
 - life skills
- IV. Health**
 - Improvement in Physical Health
 - drugs/alcohol addiction or very poor health
- V. High Risk Behaviors**
 - drug-abuse behaviors
- VI. Change in income**
 - Increased job opportunity
 - Better pay
 - Consumption pattern
 - Saving pattern