

COLLEGE OF BUSINESS AND ECONOMICS

Department of accounting and finance

MSc in accounting and Auditing

Factors Affecting Tax Compliance Behavior of Taxpayers: The Case of Addis Ababa Large Taxpayer Office

By: Dawit Worku (GSE/2691/16)

Factors Affecting Tax Compliance Behavior of Taxpayers: The Case of Addis Ababa Large Taxpayer Office

A Thesis Submitted to the School of Graduate Studies of Addis Ababa University in Partial Fulfillment of the Requirements for the Degree of Master of Science in Accounting and Auditing

By: Dawit Worku (GSE/2691/16)

Advisor: Dr. Sewale A.

May, 2026
Addis Ababa, Ethiopia

Acknowledgments

I would like to express my sincere gratitude to my advisor, Dr. Sewale A., for his invaluable guidance, constructive comments, and continuous support throughout the preparation of this thesis. His insightful feedback and academic direction greatly contributed to the successful completion of this research.

I am also deeply thankful to the staff of the Addis Ababa Large Taxpayer Office for their cooperation and willingness to provide the necessary information and data required for this study. Their support was essential in ensuring the relevance and quality of the research.

My appreciation extends to my instructors at the Department of Accounting and Finance, Addis Ababa University, for their academic support and for equipping me with the knowledge and skills necessary to undertake this study.

Finally, I would like to thank my family and friends for their encouragement, patience, and moral support throughout my academic journey.

Declaration

I, Dawit Worku, hereby declare that tis thesis entitled **"Factor Affecting Tax Compliance Behavior of Taxpayer: the case of Addis Ababa Large taxpayer office"** is my original work and has not been submitted to any other instition for the award of any degree or diploma.

I confirm that all sources of materials used in this study have been properly acknowledged and cited in accordance with academic standards

Name: Dawit Worku

Signature: 

Date: 10/10/18

APPROVAL SHEET

I, the undersigned, declare that this thesis entitled "Factor Affecting Tax Compliance Behavior of Taxpayer: the case of Addis Ababa Large taxpayer office" is my original work and has not been presented for a degree in any other university, and that all sources of material used for the thesis have been duly acknowledged.

Dr. Sewale A.
Advisor

Signature **Date**

Dr. Abebaw Kasse
Examiner

Signature **Date** 15-06-2026

Abstract

This study examines the factors affecting tax compliance behavior of Taxpayers at Addis Ababa Large Taxpayer office (LOT). Tax compliance behavior remains a critical issue for domestic revenue mobilization in Ethiopia, particularly among large taxpayers whose contributions are significant to national revenue performance.

A mixed-method approach was employed. Quantitative data were collected through structured questionnaires administered to 200 large VAT-registered taxpayers, while qualitative data were gathered through semi-structured interviews with selected tax officials. Of the questionnaires distributed, 180 valid responses were used for analysis. Data were analyzed using descriptive statistics, correlation, and multiple regression techniques with the aid of SPSS software.

The findings reveal that VAT administration at the LTO faces important challenges related to enforcement effectiveness, ICT limitations, and perceptions of fairness, while administrative capacity and taxpayer awareness were assessed more positively. Regression results confirm that administrative capacity, taxpayer awareness, perceived fairness, enforcement mechanisms, and ICT use all have statistically significant positive effects on compliance behavior. Among these predictors, administrative capacity had the strongest effect, followed by enforcement mechanisms and ICT utilization. The model explained 29.5% of the variation in taxpayer compliance behavior.

Beyond technical challenges, the study highlights governance concerns such as corruption risks, weak institutional coordination, and limited transparency, which erode taxpayer trust. Comparative experiences from other African countries, such as Rwanda's e-invoicing reforms and Kenya's VAT refund modernization, underscore Ethiopia's need to accelerate digitalization and strengthen governance frameworks.

The study concludes that improving VAT administration requires a balanced approach: strengthening institutional capacity and ICT systems, enhancing audit and enforcement credibility, simplifying procedures, accelerating refund processing, and expanding taxpayer education. Addressing these challenges will not only improve VAT performance but also reinforce fiscal sustainability, taxpayer trust, and Ethiopia's broader governance and development agenda.

Keywords

Keywords: **VAT administration, taxpayer compliance behavior, administrative capacity, enforcement mechanisms, ICT utilization, Addis Ababa Large Taxpayer Office**

List of tables and list of figures

Figure 1 Conceptual Framework Diagram 25

Table 1 Analytical review 24
Table 2 Measurement of Study Variables and Indicators 37
Table 3 Response Rate of Respondents 40
Table 4 Gender Distribution 40
Table 5 Age Distribution 41
Table 6 Educational Qualification 41
Table 7 Work Experience 41
Table 8 Likert Scale Interpretation 42
Table 9 Descriptive Statistics of Study Variables 42
Table 10 Reliability Statistics 43
Table 11 Correlation Matrix 44
Table 12 Model Summary 45
Table 13 ANOVA Table 45
Table 14 Regression Coefficients 45

Acronyms

Acronym	Meaning
VAT	Value Added Tax
MoR	Ministry of Revenues
ERCA	Ethiopian Revenue and Customs Authority
ICT	Information and Communication Technology
IMF	International Monetary Fund
OECD	Organization for Economic Cooperation and Development
SPSS	Statistical Package for Social Sciences
SIGTAS	Standard Integrated Government Tax Administration System
LTO	Large Taxpayer Office

Table of Contents

Contents

Acknowledgments i
Declaration ii
Abstract iv
Keywords v
List of tables and list of figures v
Acronyms vi
Table of Contents vii
CHAPTER ONE: INTRODUCTION 1
1.1. Background of Study 1
1.2. Statement of the Problem 5
1.3. Objectives of the Study 6
General Objective 6
Specific Objectives 6
1.4. Significance of Study 7
1.5. Research Questions 9
1.6. Scope of the Study 9
1.7. Organization of the Study 11
CHAPTER TWO: LITERATURE REVIEW 13
2.1. Concept of Value Added Tax 13
2.2. Taxpayer Compliance Behavior 17
2.2.1. Types of Tax Compliance 17
2.2.2. Forms of Tax Non-Compliance 18
2.2.3. Factors Affecting Taxpayer Compliance Behavior 18
2.3. Theoretical Framework 19
2.4. Empirical Literature Review 20
2.5. Conceptual Framework 24
2.6. Research Gap 25
CHAPTER THREE: RESEARCH METHODOLOGY 26
3.1 Research Design 26

3.2 Study Area 29
3.3 Population and Sampling 31
3.3.1 Target Population 31
3.3.2 Sampling Frame 31
3.3.3 Inclusion and Exclusion Criteria 32
3.3.4 Sample Size Determination 33
3.3.5 Sampling Techniques 33
3.3.6 Justification of Sample Size 34
3.3.7. Response Rate Assumptions 34
3.5. Data Sources 35
3.6. Data Collection Instruments 36
3.6.1. Questionnaire 36
3.6.2. Interview 36
3.7 Variables of the Study 36
3.8 Measurement of Variables 37
3.9 Methods of Data Analysis 37
3.9.1 Descriptive Analysis 37
3.9.2 Inferential Analysis 37
3.10 Diagnostic Tests 38
3.11 Validity and Reliability 38
Validity 38
Reliability 38
3.12 Pilot Study (Pre-Questionnaire) 38
Key Findings 38
Contribution 38
3.13 Ethical Considerations 38
3.14 Limitations of the Study 39
CHAPTER FOUR: DATA ANALYSIS AND DISCUSSION 39
4.1 Introduction 39
4.2 Response Rate Analysis 39
4.3 Demographic Characteristics of Respondents 40
4.3.1 Gender Distribution of Respondents 40
4.3.2 Age Distribution of Respondents 40

4.3.3 Educational Qualification of Respondents 41
4.3.4 Work Experience of Respondents 41
4.4 Descriptive Analysis of Study Variables 42
4.5 Reliability Analysis 43
4.6 Correlation Analysis 44
4.7 Multiple Regression Analysis 44
4.7.1 Model Summary 45
4.7.2 ANOVA Results 45
4.7.3 Regression Coefficients 45
4.8 Discussion of Findings 46
4.9 Chapter Summary 47
CHAPTER FIVE: CONCLUSION AND RECOMMENDATIONS 47
5.1 Introduction 47
5.2 Summary of Major Findings 48
5.3 Conclusions 49
5.4 Recommendations 51
5.4.1 Administrative Recommendations 51
5.4.2 ICT Recommendations 52
5.4.3 Taxpayer Education Recommendations 52
5.4.4 Policy Recommendations 53
5.5 Recommendations for Future Research 54
5.6 Limitations of the Study 54
References 55
APPENDICES 57
Appendix A: Questionnaire 57
Intro Section (Put at top of form) 57
Section A: General Information 58
✓ **Section B: Administrative Capacity** 58
✓ **Section C: Taxpayer Awareness** 58
✓ **Section D: Perceived Fairness** 58
✓ **Section E: Enforcement Mechanisms** 59
✓ **Section F: ICT (Technology Use)** 59

✓ **Section G: Taxpayer Compliance Behavior** 59
Appendix B: VAT Questionnaire Data 59
Appendix C: SPSS Output and Results 60

CHAPTER ONE: INTRODUCTION

1.1. Background of Study

Value Added Tax (VAT) is a broad-based consumption tax imposed on the value created at successive stages of production and distribution. In practice, businesses charge VAT on taxable sales and claim credit for VAT paid on eligible inputs, with the final burden resting on the end consumer. This credit-invoice structure is widely regarded as an efficient way to mobilize revenue while limiting the cascading effects associated with traditional turnover taxes. It also encourages invoice use and record keeping, which are important for compliance monitoring and audit control (Ebrill, Keen, Bodin, & Summers, 2001; Bird & Zolt, 2014).

VAT was first introduced in France and later spread widely as governments searched for revenue instruments that were more neutral, productive, and administratively manageable than earlier sales taxes. Over time, it became one of the most common tax instruments across both developed and developing countries because it can generate stable revenue from a broad tax base and can be adapted to different administrative contexts (International Monetary Fund [IMF], 2019).

The wider adoption of VAT accelerated during periods of economic reform, especially when many developing countries sought to strengthen domestic revenue collection and reduce dependence on trade taxes. In that setting, VAT was promoted as a practical instrument for broadening the tax base and improving fiscal sustainability, particularly where direct-tax capacity remained limited (Tait, 1988).

In contemporary fiscal systems, VAT is valued not only for its revenue yield but also for its administrative and economic importance. Because it applies across multiple stages of market activity, it can provide governments with a relatively dependable stream of revenue and support financing for public services and development priorities. For many developing countries, this makes VAT central to broader efforts at domestic resource mobilization (World Bank, 2020).

Across Africa, VAT became more prominent as governments restructured their tax systems and reduced reliance on customs and trade-based revenue sources. The reform experience of countries such as Kenya, Rwanda, South Africa, and others shows that VAT can become a major pillar of revenue collection, but its success depends heavily on the strength of administration and the quality of taxpayer compliance (OECD, 2016).

Despite its importance, VAT administration in many African countries continues to face recurring weaknesses, including limited institutional capacity, weak digital systems, ineffective audit coverage, and low levels of taxpayer trust. These constraints reduce registration quality, weaken reporting and enforcement, and contribute to revenue loss. The challenge is often greater where large informal sectors operate outside normal tax controls (IMF, 2019).

Tax evasion and non-compliance remain major concerns within African VAT systems. Businesses often underreport sales, fail to issue tax invoices, manipulate accounting records, or engage in fraudulent refund claims. Weak enforcement capacity and inadequate monitoring systems further exacerbate these challenges. Additionally, low taxpayer awareness and limited trust in tax authorities contribute to resistance against tax compliance. Studies conducted in several African countries indicate that taxpayer perceptions of fairness, transparency, and administrative efficiency significantly influence voluntary compliance behavior (Torgler, 2007).

In Ethiopia, taxation has historically undergone several reforms aimed at strengthening government revenue collection and modernizing the fiscal system. Prior to the introduction of VAT, Ethiopia relied heavily on traditional forms of taxation such as turnover taxes, customs duties, and direct taxes. However, these systems were characterized by narrow tax bases, administrative inefficiencies, and limited revenue productivity. In response to growing public expenditure demands and economic reforms, the Ethiopian government initiated comprehensive tax reforms during the late 1990s and early 2000s.

One of the most significant reforms was the introduction of Value Added Tax in 2003 under Proclamation No. 285/2002. VAT replaced the previous sales tax system and was introduced with the objective of broadening the tax base, improving tax neutrality, increasing domestic revenue mobilization, and modernizing the tax administration framework (Ministry of Revenues [MoR], 2021). The reform was also intended to align Ethiopia's tax system with international standards and support the country's transition toward a market-oriented economy.

The implementation of VAT in Ethiopia formed part of broader institutional and administrative reforms. The government established and strengthened institutions responsible for tax administration, including the Ethiopian Revenue and Customs Authority (ERCA), which was later reorganized under the Ministry of Revenues. These institutional reforms aimed to improve tax administration efficiency, strengthen enforcement mechanisms, and enhance taxpayer services. Various modernization initiatives were also introduced, including automation of tax administration processes through systems such as the Standard Integrated Government Tax Administration System (SIGTAS), electronic taxpayer registration systems, and digital filing mechanisms.

Digital transformation initiatives were intended to improve transparency, reduce manual errors, and strengthen compliance monitoring. However, despite these efforts, the utilization of information and communication technology (ICT) in tax administration remains limited due to infrastructure challenges, insufficient technical capacity, and system integration problems. Many VAT administration processes continue to involve manual procedures, creating opportunities for delays, inefficiencies, and corruption risks.

Since its introduction, VAT has become one of the largest contributors to Ethiopia's domestic revenue. The tax plays a vital role in financing government expenditure and supporting socio-economic development programs. Nevertheless, VAT administration in

Ethiopia continues to face numerous operational and compliance-related challenges that undermine its effectiveness and revenue performance.

A particularly important component of Ethiopia's VAT system is the administration of large taxpayers. Large taxpayers are business entities whose annual turnover exceeds thresholds established by the tax authority and who contribute a disproportionately high share of national tax revenue. In many countries, including Ethiopia, a relatively small number of large taxpayers account for a substantial percentage of total VAT collections. Consequently, effective administration of large taxpayers is critically important for fiscal sustainability and government revenue performance (OECD, 2016).

Large taxpayers typically engage in complex commercial activities involving high transaction volumes, multinational operations, imports and exports, sophisticated accounting systems, and extensive supply chains. These complexities create significant administrative and compliance risks. Weak monitoring systems, inadequate audit capacity, and limited technical expertise increase the likelihood of tax avoidance, transfer pricing manipulation, underreporting, and fraudulent VAT refund claims among large firms.

The Addis Ababa Large Taxpayer Office (LTO) plays a strategic role in administering VAT for major business entities operating within the capital city. Given the concentration of economic activities and corporate operations in Addis Ababa, the LTO is responsible for managing a substantial portion of national VAT revenue. Therefore, any inefficiency or weakness within the LTO may significantly affect overall government revenue mobilization and fiscal performance.

Despite its strategic importance, VAT administration within the Addis Ababa Large Taxpayer Office faces several challenges. One major challenge relates to weak enforcement mechanisms. Although VAT laws and regulations provide legal frameworks for compliance monitoring and enforcement, implementation remains inconsistent due to administrative constraints and resource limitations. Audit programs often suffer from inadequate coverage, limited risk-based selection systems, and shortages of skilled tax auditors. As a result, many non-compliant taxpayers remain undetected.

Another critical challenge concerns limitations in ICT infrastructure and automation systems. Although systems such as SIGTAS were introduced to modernize tax administration, technical limitations, insufficient integration between databases, network interruptions, and limited user capacity continue to affect operational efficiency. Manual processing of tax returns and refund claims remains common in many cases, increasing delays and reducing administrative effectiveness.

Corruption and unethical practices also present risks within VAT administration systems. Weak internal controls, inadequate monitoring mechanisms, and discretionary administrative procedures create opportunities for collusion, bribery, and manipulation of tax assessments or refund approvals. Such practices undermine public trust in the tax system and weaken voluntary compliance among taxpayers.

Taxpayer resistance and low compliance culture further complicate VAT administration. Some taxpayers deliberately underreport taxable transactions, fail to issue proper invoices, delay VAT filings, or attempt to evade registration requirements. These behaviors are often associated with perceptions of unfair taxation, lack of transparency, weak enforcement threats, and low confidence in public institutions. In addition, limited taxpayer education programs reduce awareness regarding VAT obligations and compliance procedures.

VAT refund administration constitutes another significant area of concern. Businesses involved in export activities or excess input VAT claims are legally entitled to refunds within specified timeframes. However, delays in refund processing are common due to administrative bottlenecks, verification inefficiencies, and weak documentation systems. In some cases, fraudulent refund claims involving fictitious invoices and false declarations have further complicated refund administration and increased revenue leakage risks.

Institutional coordination challenges also affect VAT administration efficiency. Weak coordination between tax offices, customs authorities, financial institutions, and regulatory agencies limits information sharing and compliance monitoring effectiveness. Inadequate integration of taxpayer databases and financial reporting systems makes it difficult to detect non-compliance and identify high-risk taxpayers.

Taxpayer compliance behavior remains one of the most important determinants of VAT performance. Compliance behavior refers to the willingness and ability of taxpayers to fulfill their tax obligations accurately and voluntarily. Empirical studies indicate that compliance is influenced by multiple factors, including taxpayer awareness, perceptions of fairness, quality of taxpayer services, administrative efficiency, enforcement credibility, and economic conditions (Alm, McClelland, & Schulze, 1992; Torgler, 2007).

In the Ethiopian context, compliance challenges are manifested through underreporting of taxable sales, delayed filing of returns, inaccurate declarations, non-issuance of VAT invoices, and failure to maintain proper accounting records. Such non-compliance behaviors contribute to substantial VAT revenue losses and widen the gap between potential and actual tax collections.

Within this broader context, the Addis Ababa Large Taxpayer Office faces the difficult task of balancing effective enforcement with taxpayer service delivery. Large taxpayers require specialized audit techniques, advanced technological systems, and highly skilled personnel due to the complexity of their business operations. Failure to effectively administer this segment poses significant risks to revenue performance and fiscal sustainability.

This study is therefore motivated by the need to examine the administrative challenges affecting VAT implementation and the compliance behavior of taxpayers at the Addis Ababa Large Taxpayer Office. By focusing specifically on large taxpayers, the study seeks to provide empirical evidence regarding operational inefficiencies, compliance

dynamics, and institutional constraints affecting VAT performance in Ethiopia. The findings of the study are expected to contribute to ongoing tax administration reforms by supporting policymakers and tax authorities in designing strategies aimed at improving VAT administration, strengthening voluntary compliance, reducing revenue leakage, and enhancing domestic revenue mobilization.

1.2. Statement of the Problem

VAT is expected to play a major role in financing public expenditure in Ethiopia, yet its performance depends not only on legal design but also on the quality of administration and the behavior of taxpayers. Since its introduction as part of tax reform, VAT has become an important source of domestic revenue. However, continued compliance problems and administrative weaknesses have limited the full realization of its revenue potential.

The central problem is that actual VAT performance remains below what the system could reasonably deliver. This gap is associated with weak audit coverage, delays in administrative processes, technological limitations, and different forms of taxpayer non-compliance. These problems do not only reduce revenue; they also affect confidence in the tax system and weaken the credibility of fiscal governance.

Several interrelated problems affect VAT performance in Ethiopia:

- **Administrative capacity constraints**: Shortages of skilled personnel, weak audit coverage, and limited risk-based monitoring reduce enforcement effectiveness.
- **ICT and system limitations**: While systems such as SIGTAS were introduced to automate tax processes, poor integration, network interruptions, and insufficient training mean manual processing remains common, increasing risks of delay, error, and corruption.
- **Refund administration bottlenecks**: VAT refund claims, particularly for exporters, often face prolonged processing periods, undermining business liquidity and discouraging compliance. Fraudulent refund claims further complicate administration.
- **Weak taxpayer education and awareness**: Many taxpayers lack adequate knowledge of VAT regulations, filing procedures, and documentation requirements, leading to errors and non-compliance.
- **Non-compliance practices**: These include underreporting, delayed filing, fictitious invoicing, and manipulation of records. The prevalence of informal economic activity exacerbates the problem, creating unfair competition between compliant and non-compliant businesses.
- **Weak enforcement and corruption risks**: Limited audit coverage, discretionary procedures, and inadequate internal controls reduce deterrence and create opportunities for bribery and collusion.

The consequences of these challenges are multidimensional. Revenue leakage reduces the government's capacity to deliver public services, persistent shortfalls contribute to budget deficits and external borrowing, and unfair competition discourages voluntary

compliance among honest businesses. Moreover, weak tax administration and widespread non-compliance undermine investor confidence and raise governance concerns.

The problem is particularly acute within the Addis Ababa Large Taxpayer Office (LTO), which administers a disproportionately high share of VAT revenue. Large taxpayers engage in complex transactions involving imports, exports, multinational operations, and sophisticated accounting systems. These complexities increase compliance risks and require advanced audit techniques, specialized expertise, and robust ICT infrastructure. Inefficiencies at the LTO therefore pose significant risks to Ethiopia's fiscal sustainability.

Comparative experiences from other African countries underscore the urgency of reform. For example, Rwanda's adoption of e-invoicing and Kenya's VAT refund modernization have improved compliance and reduced fraud. Ethiopia's VAT administration lags behind such innovations, highlighting the need for stronger governance, technological modernization, and taxpayer engagement.

This study is therefore motivated by the need to examine the administrative challenges affecting VAT implementation and the compliance behavior of taxpayers at the Addis Ababa Large Taxpayer Office. By focusing on large taxpayers, the study seeks to provide empirical evidence on operational inefficiencies, compliance dynamics, and institutional constraints, while also offering policy-relevant recommendations to strengthen VAT administration, promote voluntary compliance, and enhance domestic revenue mobilization.

1.3. Objectives of the Study

General Objective

The general objective of this study is:

To examine the administrative challenges affecting VAT implementation and the compliance behavior of taxpayers at the Addis Ababa Large Taxpayer Office with the aim of identifying systemic gaps and proposing evidence-based recommendations for improving VAT performance.

Specific Objectives

1. **To assess the administrative capacity of the Addis Ababa Large Taxpayer Office in implementing VAT functions**, including registration, audit, enforcement, and refund processes.
2. **To evaluate the compliance behavior of taxpayers** with respect to VAT registration, filing, payment, invoicing, and reporting obligations.
3. **To identify the key factors influencing voluntary compliance and non-compliance among large taxpayers**, including taxpayer awareness, perceptions of fairness, and administrative service quality.

4. **To analyze the effect of administrative practices on taxpayer compliance behavior**, with particular attention to how compliance-related weaknesses may influence VAT administration performance.

5. **To propose practical policy and administrative recommendations** aimed at strengthening VAT administration, enhancing compliance, and improving overall revenue mobilization in the Ethiopian tax system.

The above objectives are closely aligned with the methodological framework of the study. The assessment of administrative challenges and taxpayer compliance behavior requires both quantitative and qualitative approaches in order to obtain comprehensive evidence regarding institutional capacity, taxpayer perceptions, and operational effectiveness. The objectives guide the selection of research variables, data collection instruments, and analytical techniques used in the study. Specifically, the objectives relating to compliance behavior and administrative effectiveness are addressed through survey questionnaires, interviews, and analysis of institutional reports and VAT administration records. Thus, the objectives provide a clear foundation for the empirical investigation and ensure consistency between the research problem, methodology, and expected findings.

1.4. Significance of Study

This study is significant at policy, institutional, administrative, academic, and socio-economic levels because it provides comprehensive insights into the challenges of VAT administration and taxpayer compliance behavior at the Addis Ababa Large Taxpayer Office.

At the policy level, the study contributes to ongoing government efforts aimed at strengthening domestic revenue mobilization and improving fiscal sustainability. VAT represents one of the most important sources of government revenue in Ethiopia, and improving its administration is essential for financing public expenditure and supporting national development objectives. By identifying weaknesses in VAT administration and taxpayer compliance, the study provides evidence-based findings that can support tax policy reforms related to enforcement mechanisms, audit systems, taxpayer education, and regulatory simplification. Policymakers may use the findings to design balanced strategies that enhance both enforcement effectiveness and voluntary compliance.

The study is also highly significant for the Ministry of Revenues and the Addis Ababa Large Taxpayer Office. The findings will help tax administrators identify operational gaps affecting registration, filing, audit, enforcement, refund processing, and ICT utilization. The study may support institutional reforms aimed at improving administrative efficiency, strengthening risk-based audit systems, enhancing staff competency, and modernizing tax administration processes. Improved administrative systems can contribute to reducing revenue leakage and increasing taxpayer confidence in the tax system.

For tax administrators and government institutions, the study offers practical insights into challenges associated with monitoring large taxpayers. Since large taxpayers contribute a substantial proportion of national VAT revenue, effective management of this segment is critically important for government fiscal performance. The study may therefore assist administrators in developing targeted compliance strategies, improving data management systems, and strengthening coordination among government institutions involved in tax administration.

From the perspective of businesses and taxpayers, the study contributes by identifying factors that influence compliance behavior, including perceptions of fairness, transparency, administrative efficiency, and quality of taxpayer services. The findings may encourage the development of taxpayer-centered administrative approaches that simplify compliance procedures, improve communication systems, reduce unnecessary administrative burdens, and enhance refund administration processes. Such improvements may reduce compliance costs for businesses and strengthen cooperative relationships between taxpayers and tax authorities.

At the academic level, the study contributes to the limited empirical literature on VAT administration and taxpayer compliance behavior in Ethiopia, particularly within the context of large taxpayers. Existing studies in Ethiopia have focused primarily on small taxpayers and general taxation issues, leaving a significant research gap regarding large taxpayer administration. By integrating theoretical perspectives such as Economic Deterrence Theory and Fiscal Exchange Theory with empirical findings, the study enriches scholarly understanding of tax compliance behavior and administrative effectiveness in developing countries.

The study is also important for universities, researchers, and students in the fields of taxation, accounting, auditing, economics, public finance, and public administration. It provides updated empirical evidence, conceptual analysis, and policy discussions that may serve as valuable reference material for future academic studies and research projects related to tax administration and revenue mobilization.

Furthermore, the findings of this study may contribute to future tax reform initiatives in Ethiopia. As the government continues implementing digital transformation and modernization programs within the tax system, understanding the operational and behavioral challenges affecting VAT performance becomes increasingly important. The study may therefore support evidence-based reform initiatives aimed at strengthening institutional capacity, improving compliance monitoring systems, and expanding the use of technology in tax administration.

At a broader socio-economic level, improved VAT administration and enhanced taxpayer compliance contribute directly to increased government revenue, which is essential for financing public services and national development programs. Strong tax systems promote equitable resource allocation, fair market competition, improved governance, and sustainable economic development. Therefore, the outcomes of this study are

expected to have long-term benefits for economic governance, fiscal sustainability, and public sector development in Ethiopia.

1.5. Research Questions

This study seeks to answer the following research questions:

Main Research Question

1. What are the major challenges affecting Value Added Tax (VAT) administration and how do these challenges influence the compliance behavior of taxpayers at the Addis Ababa Large Taxpayer Office?

Specific Research Questions

2. What administrative challenges does the Addis Ababa Large Taxpayer Office face in implementing VAT functions, particularly in taxpayer registration, return filing, audit, enforcement, and refund processing?
3. To what extent do large taxpayers comply with VAT requirements, including registration, accurate reporting, timely filing, payment, invoicing, and record-keeping obligations?
4. What factors influence VAT compliance behavior among large taxpayers, with particular emphasis on:
    - taxpayer awareness and knowledge of VAT laws,
    - perceived fairness and transparency of the VAT system,
    - quality of taxpayer services provided by the tax authority, and
    - Effectiveness of enforcement and penalty mechanisms?
5. How does the administrative capacity of the Addis Ababa Large Taxpayer Office affect taxpayer compliance behavior?

6. What is the relationship between VAT administrative practices and the level of voluntary compliance among large taxpayers?
7. What challenges related to VAT refund administration exist, and how do these challenges affect taxpayer compliance and trust in the tax authority?
8. What policy and administrative measures can be adopted to improve VAT administration and enhance taxpayer compliance at the Addis Ababa Large Taxpayer Office?

1.6. Scope of the Study

This study is delimited in terms of geographical coverage, conceptual scope, time scope, target population, and methodological approach in order to ensure clarity, feasibility, and relevance to the stated research objectives.

Geographically, the study is confined to the Addis Ababa Large Taxpayer Office under the Ministry of Revenues. The selection of this office is based on its strategic importance

in Ethiopia's tax administration system, as it administers VAT for large business entities that contribute a substantial proportion of national tax revenue. Addis Ababa serves as the country's primary commercial and economic center where major corporate activities are concentrated. Focusing on the Large Taxpayer Office therefore provides an appropriate setting for examining complex VAT administration and compliance issues within a high-revenue environment.

Conceptually, the study focuses specifically on VAT administration and taxpayer compliance behavior. The administrative dimension includes taxpayer registration, VAT return filing, payment administration, audit and enforcement mechanisms, refund processing systems, use of information and communication technology, taxpayer service delivery, and institutional coordination mechanisms. The compliance dimension examines taxpayer behavior regarding registration obligations, accurate reporting of taxable transactions, invoicing requirements, record-keeping practices, timely filing of VAT returns, and timely payment of tax liabilities.

The study also examines factors influencing compliance behavior, including taxpayer awareness, perceptions of fairness and transparency, administrative efficiency, enforcement effectiveness, and service quality provided by the tax authority. The research further considers how these administrative practices may affect the overall effectiveness of VAT administration.

In terms of time scope, the study primarily focuses on the recent period of VAT administration reforms and practices under the Ministry of Revenues, particularly following institutional modernization initiatives and digital transformation programs implemented in recent years. Secondary data and institutional reports covering multiple years are utilized to assess trends, administrative performance, and compliance challenges within the study period.

With respect to the target population, the study focuses on VAT-registered large taxpayers administered by the Addis Ababa Large Taxpayer Office and selected tax officials working within the office. Large taxpayers are specifically selected because they account for a substantial share of VAT revenue and engage in complex commercial transactions that present unique administrative and compliance challenges. Small and medium taxpayers administered by other tax offices are excluded because their operational characteristics, compliance behavior, and administrative structures differ significantly from those of large taxpayers.

Methodologically, the study is limited to the use of both quantitative and qualitative research approaches. Primary data are collected through structured questionnaires and interviews conducted with taxpayers and tax officials. Secondary data sources include VAT proclamations, directives, Ministry of Revenues reports, ERCA publications, IMF and World Bank reports, and relevant academic literature. The study employs descriptive and inferential analytical methods to examine relationships between administrative factors and taxpayer compliance behavior.

The study excludes other categories of taxation such as income tax, excise tax, customs duties, and withholding taxes in order to maintain analytical focus and depth specifically on VAT administration. These taxes involve different legal frameworks, administrative procedures, and compliance dynamics that are beyond the scope of the current research. Limiting the study to VAT enables a more detailed and comprehensive analysis of the specific challenges affecting VAT performance within the Addis Ababa Large Taxpayer Office.

Finally, the findings and conclusions of the study are interpreted within the boundaries of the defined scope. Therefore, while the findings may provide useful insights for broader tax administration reforms in Ethiopia, generalization beyond the Addis Ababa Large Taxpayer Office should be made with due caution.

1.7. Organization of the Study

This thesis is organized into **five chapters**, each designed to systematically address the research problem and achieve the stated objectives of the study.

Chapter One presents the introductory part of the study. It provides the background of the study, statement of the problem, research objectives, research questions, significance of the study, and scope of the study. This chapter establishes the context of the research and clearly defines the purpose and direction of the study.

Chapter Two reviews relevant literature related to Value Added Tax (VAT) administration and taxpayer compliance behavior. It covers conceptual and theoretical foundations of VAT, discusses major theories of tax compliance, reviews empirical studies conducted in Ethiopia and other countries, and develops a conceptual framework that guides the study. This chapter identifies knowledge gaps in the existing literature that the current study seeks to address.

Chapter Three outlines the research methodology employed in the study. It describes the research design, study area, target population, sampling techniques, data sources, data collection instruments, and methods of data analysis. Ethical considerations and limitations of the study are also discussed in this chapter.

Chapter Four presents the results of the data analysis and discusses the findings of the study. Quantitative data are analyzed using appropriate statistical techniques, while qualitative data are analyzed thematically. The findings are interpreted in relation to the research objectives and discussed in comparison with existing literature.

Chapter Five provides the summary, conclusions, and recommendations of the study. It summarizes the key findings, draws conclusions based on the results, and proposes practical policy and administrative recommendations aimed at improving VAT administration and enhancing taxpayer compliance. Suggestions for future research are also included in this chapter.

CHAPTER TWO: LITERATURE REVIEW

2.1. Concept of Value Added Tax

VAT administration can be understood as the set of legal rules, institutional arrangements, and operational procedures used by a tax authority to register taxpayers, process returns, collect liabilities, verify claims, enforce obligations, and resolve disputes. Its quality matters because even a well-designed VAT system will perform poorly if registration is weak, filing is unreliable, audits are ineffective, or refund administration is slow. In this sense, VAT administration is not simply a technical support function; it is a core determinant of compliance and revenue performance (OECD, 2014).

An effective VAT administration system depends on sufficient staffing, clear procedures, functional technology, and workable enforcement arrangements. Where these elements are weak, the tax authority may struggle to identify taxpayers, verify declarations, monitor risk, or sustain taxpayer confidence. For this reason, the effectiveness of VAT administration is closely linked to both institutional capacity and taxpayer behavior.

Core Components of VAT Administration

A. Taxpayer Registration

Taxpayer registration is one of the most fundamental components of VAT administration. Registration enables tax authorities to identify taxable persons, monitor economic activities, and ensure that eligible businesses comply with VAT obligations. Businesses that exceed the legally established turnover threshold are required to register for VAT and obtain a Tax Identification Number (TIN).

The registration process generally involves submission of business licenses, financial documents, and taxpayer identification information. Tax authorities may conduct verification procedures to confirm the legitimacy of the business before approving registration. Effective verification mechanisms help reduce the risk of fake registration, shell companies, and fraudulent taxpayers entering the VAT system.

In many developing countries, weak registration systems create opportunities for tax fraud and revenue leakage. Some businesses deliberately avoid registration by underreporting sales or splitting businesses into smaller units to remain below the registration threshold. Others may obtain fake VAT registration certificates for illegal refund claims or invoice manipulation. Therefore, effective registration and verification systems are essential for improving VAT compliance and administrative efficiency.

B. Filing and Payment Systems

VAT filing and payment systems are important mechanisms through which taxpayers report taxable transactions and remit tax liabilities to the government. Registered taxpayers are generally required to submit VAT returns monthly within a legally prescribed period. These returns contain information regarding taxable sales, input VAT, output VAT, and net tax liabilities.

Traditional manual filing systems are increasingly being replaced by electronic filing and payment systems. E-filing systems enable taxpayers to submit returns online, reduce paperwork, improve processing speed, and minimize administrative errors. Electronic payment systems also facilitate faster tax collection and improve convenience for taxpayers.

Despite these improvements, filing and payment challenges remain common in many developing countries. Taxpayers may submit incomplete returns, miscalculate tax liabilities, fail to issue proper invoices, or delay payments. Limited accounting knowledge, weak record-keeping practices, and complexity of tax regulations further contribute to filing errors and non-compliance.

In Ethiopia, the Ministry of Revenues has introduced electronic filing systems to improve tax administration efficiency. However, challenges such as limited technological infrastructure, poor internet connectivity, and low taxpayer awareness continue to affect effective implementation.

C. VAT Audit

VAT audit is one of the most important enforcement tools used by tax authorities to ensure compliance and detect tax evasion. Tax audits involve examination of taxpayers' financial records, invoices, accounting systems, and tax returns to verify the accuracy of reported tax liabilities.

There are different types of VAT audits, including desk audits, field audits, comprehensive audits, and risk-based audits. Desk audits are conducted through review of submitted tax documents without visiting the taxpayer's premises, while field audits involve physical inspection of business operations and accounting records.

Risk-based audit systems have become increasingly important in modern tax administration. Under this approach, taxpayers are selected for audit based on risk indicators such as abnormal refund claims, inconsistent reporting patterns, or unusually low tax payments. Risk-based audits improve administrative efficiency by focusing limited resources on high-risk taxpayers.

However, VAT audit systems in many developing countries face significant challenges. These include shortages of skilled auditors, inadequate technological support, limited access to reliable taxpayer information, and corruption risks. Weak audit capacity reduces the probability of detecting non-compliance and may encourage tax evasion.

In Ethiopia, VAT audits remain constrained by limited administrative capacity and increasing complexity of business transactions, particularly among large taxpayers. Strengthening audit systems is therefore essential for improving compliance and reducing revenue leakage.

D. VAT Refund Administration

VAT refund administration refers to the procedures through which eligible taxpayers claim refunds for excess input VAT. Refund systems are particularly important for exporters and businesses with significant input purchases because VAT on exports is generally zero-rated.

Efficient refund administration is critical for maintaining taxpayer confidence and supporting business liquidity. Delays in refund processing may create financial difficulties for businesses, discourage investment, and reduce voluntary compliance.

The refund process typically involves submission of refund applications, verification of supporting documents, and approval by tax authorities. However, VAT refund systems are highly vulnerable to fraud. Some taxpayers submit fake invoices, inflate input claims, or create fictitious transactions to obtain illegal refunds.

As a result, tax authorities often implement strict verification procedures before approving refunds. While these controls help reduce fraud, excessive delays and bureaucratic procedures may negatively affect legitimate businesses.

In Ethiopia, VAT refund delays remain one of the major complaints among taxpayers. Administrative inefficiencies, weak verification systems, and limited technological capacity contribute to prolonged refund processing periods and reduced taxpayer trust.

E. Enforcement Mechanisms

Enforcement mechanisms are essential for ensuring compliance with VAT laws and deterring tax evasion. Tax authorities use various enforcement tools to encourage taxpayers to fulfill their obligations.

These mechanisms include:

- Administrative penalties
- Interest charges on unpaid taxes
- Legal prosecution
- Seizure of assets
- Suspension of business licenses
- Compliance monitoring systems

Penalties and sanctions increase the expected cost of non-compliance and strengthen enforcement effectiveness. According to the Economic Deterrence Theory, taxpayers are

more likely to comply when the probability of detection and severity of punishment are high (Allingham & Sandmo, 1972).

However, excessive reliance on punitive measures may negatively affect taxpayer trust and voluntary compliance. Therefore, modern tax administration systems increasingly emphasize balanced approaches that combine enforcement with taxpayer education and service delivery.

F. ICT and Digital Tax Administration

Information and Communication Technology (ICT) has become an essential component of modern VAT administration systems. Digital technologies improve administrative efficiency, reduce human error, enhance transparency, and strengthen compliance monitoring.

One of the major ICT systems used in tax administration is the Standard Integrated Government Tax Administration System (SIGTAS). SIGTAS enables tax authorities to automate taxpayer registration, return processing, payment tracking, audit selection, and compliance monitoring.

Other important digital tools include:

- E-filing systems
- Electronic invoicing systems
- Digital payment platforms
- Data analytics systems
- Risk-based audit software

Electronic invoicing systems help reduce fake invoices and improve transaction verification through automated data matching. Data analytics also enable tax authorities to identify suspicious transactions, detect compliance risks, and improve audit effectiveness.

In Ethiopia, the Ministry of Revenues has introduced several digital tax administration reforms aimed at improving efficiency and revenue performance. However, implementation challenges such as inadequate technological infrastructure, limited ICT skills, cybersecurity risks, and resistance to technological change continue to affect system performance.

Overall, effective VAT administration requires strong institutional capacity, modern technological systems, efficient enforcement mechanisms, and taxpayer-centered service delivery. Weaknesses in any of these areas can significantly affect taxpayer compliance and government revenue collection.

2.2. Taxpayer Compliance Behavior

Taxpayer compliance behavior refers to the extent to which taxpayers meet the obligations imposed by tax law, including registration, record keeping, accurate declaration, timely filing, invoice issuance, and payment of liabilities. In a VAT system, compliance is especially important because the tax depends on self-reporting supported by invoices and accounting records. As a result, weaknesses in compliance quickly affect both administrative control and revenue collection (James & Alley, 2002).

Compliance behavior is shaped by more than one kind of influence. Economic incentives matter, but so do trust, fairness perceptions, administrative simplicity, social expectations, and the quality of interaction between taxpayers and tax authorities. For this reason, the literature often distinguishes between compliance that is motivated mainly by trust and civic acceptance, and compliance that is driven mainly by fear of detection and sanction (Kirchler, 2007).

2.2.1. Types of Tax Compliance

A. Voluntary Compliance

Voluntary compliance occurs when taxpayers willingly fulfill their tax obligations without direct enforcement pressure from tax authorities. This form of compliance is strongly influenced by taxpayer trust, tax morale, fairness perceptions, and satisfaction with public service delivery. Tax systems that emphasize transparency, accountability, and quality taxpayer services are more likely to encourage voluntary compliance.

B. Enforced Compliance

Enforced compliance occurs when taxpayers comply primarily due to fear of detection, audits, penalties, or prosecution. Strong enforcement mechanisms increase the expected cost of non-compliance and discourage tax evasion. According to the Economic Deterrence Theory, taxpayers behave rationally by comparing the benefits of evasion with the risks of punishment.

C. Administrative Compliance

Administrative compliance refers to adherence to procedural tax obligations such as registration, record keeping, invoice issuance, filing of returns, and payment deadlines. Even when taxpayers are willing to comply, weak administrative knowledge and complex procedures may contribute to administrative non-compliance.

D. Technical Compliance

Technical compliance relates to accurate interpretation and application of tax laws in calculating tax liabilities. Complex tax regulations may create technical errors, particularly among taxpayers with limited accounting or tax knowledge.

2.2.2. Forms of Tax Non-Compliance

Tax non-compliance occurs when taxpayers fail to fulfill their legal obligations. Common forms of VAT non-compliance include:

A. Tax Evasion

Tax evasion refers to illegal actions intended to reduce tax liability through deliberate concealment or falsification of information. Examples include hiding sales, maintaining false records, and failing to issue invoices.

B. Tax Avoidance

Tax avoidance involves the use of legal loopholes or aggressive tax planning strategies to minimize tax obligations. Although technically legal, aggressive tax avoidance may undermine tax fairness and government revenue collection.

C. Late Filing and Non-Payment

Some taxpayers fail to submit VAT returns or make payments within the prescribed deadlines. Delayed filing and payment reduce government cash flow and increase administrative costs.

D. Underreporting of Transactions

Taxpayers may intentionally understate sales revenue or overstate deductible expenses to reduce VAT liabilities.

E. False Invoicing and Refund Fraud

Issuing fake invoices and claiming fraudulent refunds are among the most serious forms of VAT fraud. These practices reduce government revenue and weaken trust in the tax system.

2.2.3. Factors Affecting Taxpayer Compliance Behavior

Several factors influence taxpayer compliance behavior.

A. Taxpayer Awareness and Education

Taxpayer awareness plays a critical role in improving compliance. Taxpayers who understand VAT laws, filing procedures, and reporting obligations are more likely to comply voluntarily.

B. Tax Morale

Tax morale refers to the ethical attitudes and intrinsic motivation of taxpayers toward paying taxes. High tax morale promotes voluntary compliance, while low tax morale increases the likelihood of evasion.

C. Perceived Fairness

Taxpayers are more likely to comply when they perceive the tax system as fair and equitable. Perceptions of corruption, unequal treatment, or misuse of public funds may reduce trust and compliance.

D. Quality of Taxpayer Services

Efficient taxpayer services such as guidance, education, and simplified procedures improve taxpayer satisfaction and reduce compliance costs.

E. Complexity of Tax Laws

Complex tax laws and procedures increase compliance difficulties and may contribute to errors and evasion.

F. Social Norms and Peer Influence

Taxpayer behavior may be influenced by societal attitudes and peer behavior. When non-compliance becomes socially accepted, compliance levels may decline.

In Ethiopia, taxpayer compliance challenges remain significant due to low awareness, administrative inefficiencies, weak enforcement systems, and perceptions of unfairness in the tax system. Improving compliance therefore requires a balanced approach that combines enforcement with taxpayer education, institutional reform, and improved service delivery.

2.3. Theoretical Framework

The study is informed by two complementary perspectives that help explain taxpayer behavior under VAT: Economic Deterrence Theory and Fiscal Exchange Theory. Together, they provide a useful basis for examining both enforced compliance and voluntary compliance in the Addis Ababa Large Taxpayer Office context.

Economic Deterrence Theory explains compliance as a choice made under risk. In this view, taxpayers compare the possible benefit of evasion with the likelihood of being detected and the penalties that may follow. Where audit probability is credible and sanctions are meaningful, the incentive to evade becomes weaker. This perspective is particularly relevant to VAT because audit strength, monitoring capacity, and enforcement consistency directly affect the cost of non-compliance (Allingham & Sandmo, 1972).

Fiscal Exchange Theory approaches compliance from a different angle. Rather than focusing primarily on punishment, it emphasizes reciprocity between taxpayers and the state. Taxpayers are more likely to comply when they believe the tax system is fair, public resources are used responsibly, and administrative decisions are transparent. In that sense, willingness to comply is strengthened when taxpayers see taxation as linked to legitimate public benefit rather than as a purely coercive demand (Bird & Zolt, 2014).

These two theories provide complementary explanations of taxpayer behavior. While the Economic Deterrence Theory focuses on enforced compliance through external pressure, the Fiscal Exchange Theory highlights the importance of voluntary compliance driven by trust and perceived fairness. This study integrates both perspectives to provide a comprehensive understanding of VAT compliance behavior among large taxpayers.

2.4. Empirical Literature Review

Empirical literature on VAT administration and taxpayer compliance shows that compliance outcomes are shaped by a combination of institutional, behavioral, and technological factors. Across developing-country contexts, the evidence consistently points to the importance of audit credibility, taxpayer awareness, fairness perceptions, and the quality of tax administration systems in influencing compliance behavior. More recent studies also highlight the role of digital systems such as e-filing and e-payment in improving filing timeliness, reducing opportunities for error and corruption, and strengthening revenue administration. However, the existing literature remains uneven in focus. Some studies examine general tax compliance rather than VAT-specific administration, some emphasize taxpayer behavior more than administrative systems, and relatively few focus on large taxpayers and office-level realities. This makes comparative synthesis important for identifying what is already known and where the current study contributes.

A study by Amina Ahmed (2013) examined the determinants of tax compliance in Jimma Town using survey data, stratified and random sampling, and logistic regression. The study found that tax rate, probability of detection, penalty rate, reference group, and tax knowledge significantly affected compliance behavior. Although the study is useful in identifying behavioral and deterrence-related factors, it focused on general tax compliance among category B taxpayers rather than VAT administration, and it did not examine large taxpayers or ICT-related administrative issues.

Similarly, Beyene Y. Nurebo, Genfure Tarakegn, and Endalew Gutu (2021) investigated the effect of tax audit on taxpayer compliance in the Hawassa and Jimma branches of the Ethiopian Ministry of Revenue. Using a quantitative survey and SPSS analysis, the study found that detection of non-compliance, probability of audit, and taxpayer awareness positively influenced compliance, while complexity of tax laws and weak penalties reduced it. This study is especially relevant because it shows the importance of enforcement credibility. However, its focus was narrower, centering mainly on tax audit

rather than the broader administrative framework of VAT, and it excluded direct taxpayer views in its design.

A more directly comparable study was conducted by Anteneh Lake Ayalew (2023), who examined factors affecting tax compliance among large taxpayers in Ethiopia's Large Taxpayers' Branch Office. Using a mixed-methods approach, census data, binary logistic regression, and thematic analysis, the study found that tax knowledge, tax rate, tax incentives, audit, simplicity of the tax system, and financial constraints significantly affected compliance. In contrast, fairness and tax authority efficiency were not statistically significant in that model. This study is important because it focuses on large taxpayers, but it addressed tax compliance more broadly rather than VAT administration specifically and did not focus on the Addis Ababa Large Taxpayer Office.

At a broader national level, Mohammed Adem, Tahir Desta, and Bizuneh Girma (2024) analyzed determinants of tax compliance behavior in Ethiopia using a survey of 400 taxpayers and an ordered logit model. Their findings support the slippery slope framework by showing that trust significantly influences voluntary compliance, while the power of the tax authority contributes more strongly to enforced compliance. The study also found that equity, fairness, tax knowledge, effective tax usage, and taxpayer morale matter for compliance. This work is valuable because it gives strong behavioral evidence, but it is not VAT-specific and does not focus on large-taxpayer administration.

Recent empirical work has also examined the role of digital tax systems. Seid Yimam, Kebede Lidetu, and Tihtina Belete (2024) studied e-tax system adoption and tax compliance among large and medium taxpayers in Ethiopia using administrative records and focus group discussions. Their study found that e-filing adoption was associated with improvements in the timeliness of VAT and corporate income tax filing and in declared tax amounts, although the effectiveness of the system was constrained by implementation barriers and technological challenges. This study is highly relevant to the ICT dimension of the current research, but it does not integrate fairness, enforcement, and administrative capacity into one explanatory framework.

Cross-country evidence also reinforces the importance of administrative quality. Katherine Baer, Patricio A. Barra, and Juan Carlos Benitez (2025) examined how tax administration performance shapes VAT compliance gaps using panel data on VAT gap estimates, TADAT scores, and ISORA data. Their findings show that stronger tax administration effectiveness and higher social acceptability of the tax system are associated with lower VAT compliance gaps and improved VAT revenue performance. While this evidence is useful in showing the macro-level importance of administrative effectiveness, it does not provide office-level evidence from Ethiopia or detailed insight into taxpayer compliance behavior at the Addis Ababa LTO.

To make the empirical review more analytical, the major studies can be summarized comparatively as follows:

Author	Year	Country / Study Area	Variables	Method	Findings	Gap
Amina Ahmed	2013	Jimma Town, Ethiopia	Tax rate, probability of detection, penalty rate, reference group, tax knowledge	Survey; stratified and random sampling; Pearson correlation and logistic regression	Tax rate, detection probability, penalties, peer influence, and tax knowledge significantly affected compliance.	Focused on general tax compliance rather than VAT administration; did not examine large taxpayers or ICT-related administration issues.
Beyene Y. Nurebo, Genfure Tarakegn, and Endalew Gutu	2021	Hawassa and Jimma branches, Ethiopia	Tax audit, probability of audit, awareness, complexity of tax law, penalties	Quantitative survey; simple random sampling; SPSS analysis	Detection of non-compliance, audit probability, and awareness positively affected compliance, while complexity of tax laws and weak penalties reduced compliance.	Focused mainly on tax audit and did not integrate broader VAT administration dimensions such as fairness, refund systems, or ICT use.
Anteneh Lake Ayalew	2023	Large Taxpayers' Branch Office, Ethiopia	Business characteristics, tax knowledge, tax rate, incentives, penalties, audit, simplicity, fairness, efficiency,	Mixed methods; census survey; binary logistic regression; thematic analysis	Tax knowledge, tax rate, incentives, audit, simplicity, and financial constraints were significant; fairness and tax authority	Examined large taxpayers, but addressed tax compliance broadly rather than VAT administration specifically and did not focus on Addis

			social norms		efficiency were not significant.	Ababa LTO.
Mohammed Adem, Tahir Desta, and Bizuneh Girma	2024	Ethiopia	Trust, power of tax authority, equity, fairness, tax knowledge, taxpayer morale	Survey of 400 taxpayers; simple random sampling; ordered logit model	Trust significantly influenced voluntary compliance, while tax authority power strengthened enforced compliance; fairness and tax knowledge also mattered.	Provides national evidence on compliance behavior, but not a VAT-specific or large-taxpayer administrative analysis.
Seid Yimam, Kebede Lidetu, and Tihtina Belete	2024	Ethiopia	E-filing adoption, e-payment, timeliness of VAT/CIT filing, amount declared, digital system challenges	Administrative records and focus group discussions	E-tax adoption was associated with improved timeliness and compliance, but effectiveness was constrained by technological and implementation barriers.	Emphasizes digital adoption, but does not integrate fairness, enforcement, and administrative capacity into a single explanatory framework.
Katherine Baer, Patricio A. Barra, and Juan Carlos Benitez	2025	Cross-country	Tax administration effectiveness, social acceptability, VAT compliance gaps	Panel data analysis using VAT gap estimates, TADAT, and ISORA data	Stronger tax administration effectiveness and higher social acceptability were associated with lower VAT compliance gaps and better	Provides macro-level evidence, but not office-level evidence from Ethiopia or direct analysis of taxpayer behavior at the LTO level.

					VAT revenue performance.	

Table 1 Analytical review

Overall, the reviewed studies show that taxpayer compliance is influenced by both administrative and behavioral factors, including audit credibility, taxpayer knowledge, fairness perceptions, trust, and digital system effectiveness. However, important gaps remain. Much of the Ethiopian evidence is either not VAT-specific, not focused on large taxpayers, or not centered on the operational realities of a single strategically important office. In addition, relatively few studies integrate administrative capacity, taxpayer awareness, perceived fairness, enforcement mechanisms, and ICT use within one empirical framework. The current study addresses these gaps by focusing specifically on VAT administration and taxpayer compliance behavior at the Addis Ababa Large Taxpayer Office.

2.5. Conceptual Framework

Based on the theoretical and empirical literature, this study develops a conceptual framework that illustrates the relationship between VAT administration factors and taxpayer compliance behavior.

Conceptual Structure

- **Dependent Variable:**
  - Taxpayer Compliance Behavior
    (registration, filing, reporting accuracy, payment, invoicing)
- **Independent Variables:**
  - Administrative Capacity
  - Taxpayer Awareness
  - Perceived Fairness of the Tax System
  - Enforcement Mechanisms
  - Use of ICT in Tax Administration
- **Primary Outcome:**
  - Taxpayer Compliance Behavior

Conceptual Framework Diagram

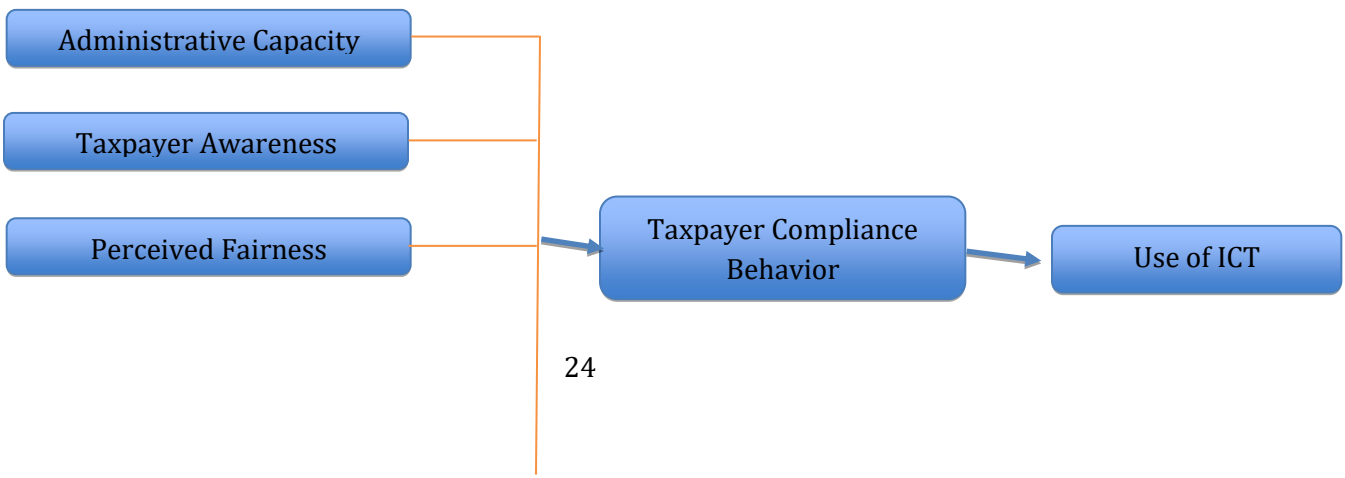

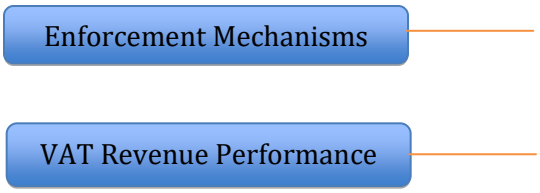

Figure 1 Conceptual Framework Diagram

Explanation of the Framework

The framework illustrates that taxpayer compliance behavior is influenced by both administrative and behavioral factors. Administrative capacity enhances the ability of tax authorities to monitor and enforce compliance, while taxpayer awareness improves understanding of tax obligations. Perceived fairness strengthens trust in the tax system, encouraging voluntary compliance. Enforcement mechanisms deter non-compliance by increasing the expected cost of evasion, and the use of ICT improves efficiency, transparency, and accuracy in tax administration.

These factors collectively determine the level of taxpayer compliance behavior and, in turn, influence the overall effectiveness of VAT administration. Therefore, improving VAT administration requires an integrated approach that addresses both institutional capacity and taxpayer behavior.

2.6. Research Gap

Although VAT administration and tax compliance have been widely discussed in the literature, the existing evidence still leaves important questions unanswered in the Ethiopian context. Much of the available work either focuses on broader tax compliance issues, emphasizes taxpayers outside the large-taxpayer segment, or examines administrative and behavioral factors separately rather than in an integrated way.

First, most studies conducted in Ethiopia focus on small and medium taxpayers, with limited attention given to large taxpayers despite their significant contribution to national revenue.

Second, many previous studies examine either administrative challenges or taxpayer behavior separately, with limited integration of institutional and behavioral perspectives.

Third, several Ethiopian studies rely mainly on descriptive analysis and lack advanced quantitative techniques such as regression analysis.

Fourth, limited empirical attention has been given to the role of ICT systems in improving VAT administration and compliance behavior.

Finally, there is insufficient research specifically focusing on the Addis Ababa Large Taxpayer Office, which plays a critical role in national VAT revenue collection.

This study addresses these gaps by:

- Focusing specifically on large taxpayers
- Examining both administrative and behavioral factors
- Applying mixed research methods
- Using regression analysis through SPSS
- Investigating the role of ICT in VAT administration

- Focusing on the Addis Ababa Large Taxpayer Office as a case study

CHAPTER THREE: RESEARCH METHODOLOGY

3.1 Research Design

Research design refers to the overall plan, structure, and strategy used to guide the research process in order to answer research questions and achieve research objectives effectively. It provides a systematic framework for data collection, measurement, analysis, and interpretation. A well-designed research methodology ensures consistency between the research problem, objectives, methods, and analytical procedures while enhancing the validity and reliability of research findings (Creswell, 2014).

This study adopts a mixed-method research approach by integrating both quantitative and qualitative research methods to examine the challenges of Value Added Tax (VAT) administration and taxpayer compliance behavior at the Addis Ababa Large Taxpayer Office (LTO). The mixed-method approach was selected because the research problem involves both measurable institutional variables and behavioral factors that cannot be adequately explained using a single research method alone. The integration of quantitative and qualitative methods therefore enables a more comprehensive understanding of VAT administration challenges and compliance behavior.

Philosophical Foundations of the Study

The philosophical foundation underpinning this study is pragmatism. Pragmatism is a research philosophy that emphasizes the practical application of research methods and supports the use of multiple approaches to address complex research problems. Unlike positivist approaches, which focus exclusively on objective quantitative measurement, or

interpretivist approaches, which emphasize subjective understanding, pragmatism allows researchers to combine both objective and subjective perspectives in order to generate practical and meaningful findings.

The pragmatic philosophy is considered appropriate for this study because VAT administration and taxpayer compliance behavior involve both observable quantitative factors and subjective qualitative experiences. Quantitative data are necessary to measure relationships among variables such as administrative capacity, taxpayer awareness, enforcement mechanisms, perceived fairness, and ICT utilization. At the same time, qualitative information is required to understand taxpayer perceptions, institutional practices, operational challenges, and administrative experiences that may not be fully captured through numerical analysis alone.

Pragmatism therefore provides methodological flexibility by allowing the researcher to select methods that best address the research objectives rather than being restricted to a single methodological tradition. This philosophical approach is particularly suitable for applied social science research, where complex institutional and behavioral issues require multidimensional analysis.

Justification for the Use of Mixed Methods

The mixed-method approach was adopted because the study seeks to examine both the statistical relationships between VAT administration factors and taxpayer compliance behavior and the underlying institutional and behavioral explanations for those relationships. VAT administration is a multidimensional issue involving administrative systems, organizational capacity, taxpayer attitudes, technological infrastructure, and enforcement practices. As a result, relying solely on quantitative or qualitative methods would provide incomplete understanding of the research problem.

The quantitative component enables the researcher to measure the magnitude and direction of relationships among variables and test hypotheses developed from the theoretical framework. Through quantitative analysis, the study can determine whether variables such as administrative capacity, taxpayer awareness, perceived fairness, enforcement mechanisms, and ICT utilization significantly influence taxpayer compliance behavior.

On the other hand, the qualitative component provides deeper insights into institutional realities, administrative challenges, and taxpayer experiences. Interviews conducted with tax officials and key informants help explain why certain compliance problems exist, how administrative systems operate in practice, and what institutional constraints affect VAT administration effectiveness.

The combination of both methods enhances the comprehensiveness and credibility of the study findings. Quantitative data provide statistical evidence, while qualitative data offer contextual explanation and interpretation. The integration of the two approaches therefore strengthens the overall analytical capacity of the study.

Strengths of the Mixed-Methods Approach

The mixed-method approach provides several important advantages for this study.

First, it improves the depth and breadth of analysis by combining numerical evidence with detailed qualitative explanations. Quantitative methods alone may identify statistical relationships without explaining the underlying reasons behind those relationships. Qualitative methods complement this limitation by providing contextual understanding and practical insights.

Second, mixed methods enhance the validity and reliability of findings through triangulation. Triangulation refers to the use of multiple sources of data and research methods to verify and validate research findings. Information obtained through questionnaires can therefore be cross-checked using interview responses and institutional observations.

Third, the mixed-method approach increases the credibility and richness of the research findings by integrating objective statistical analysis with subjective human experiences. This is particularly important in studies involving taxpayer behavior, institutional trust, perceptions of fairness, and administrative efficiency.

Fourth, mixed methods improve the practical relevance of the study by generating both measurable evidence and policy-relevant insights. Since VAT administration involves both technical and behavioral dimensions, combining methods helps produce more comprehensive recommendations for policymakers and tax administrators.

Finally, the mixed-method approach strengthens the overall rigor of the research process by enabling the researcher to address different aspects of the research problem simultaneously.

Rationale for Combining Quantitative and Qualitative Methods

The combination of quantitative and qualitative methods is particularly appropriate for examining VAT administration challenges and taxpayer compliance behavior because the study involves both measurable administrative variables and subjective behavioral factors.

Quantitative methods are appropriate because taxpayer compliance behavior can be measured using numerical indicators such as registration compliance, filing compliance, reporting accuracy, payment behavior, and invoice management practices. Similarly, independent variables such as administrative capacity, taxpayer awareness, enforcement mechanisms, and ICT utilization can be quantified and analyzed statistically. The quantitative approach therefore enables objective measurement, hypothesis testing, and generalization of findings to the wider population.

Qualitative methods are equally important because VAT administration challenges often involve institutional realities and human experiences that cannot be fully understood through numerical analysis alone. For example, issues such as taxpayer trust, administrative inefficiency, corruption perception, service quality, operational difficulties, and organizational limitations require detailed explanation through interviews and narrative analysis.

Furthermore, qualitative methods allow respondents to express their experiences, opinions, and perceptions freely, thereby providing deeper insights into the practical challenges affecting VAT administration and compliance behavior. Interviews with tax officials also help explain institutional processes, operational constraints, and policy implementation challenges within the Addis Ababa Large Taxpayer Office.

The combination of quantitative and qualitative methods therefore provides a more complete and balanced understanding of the research problem. While quantitative analysis identifies statistical patterns and relationships, qualitative analysis explains the contextual and behavioral factors underlying those patterns. This integration enhances the validity, reliability, and comprehensiveness of the study findings.

Overall, the mixed-method research design adopted in this study is considered appropriate because it effectively addresses the multidimensional nature of VAT administration and taxpayer compliance behavior. The approach allows the study to combine statistical rigor with contextual depth, thereby improving the quality and practical relevance of the research findings.

3.2 Study Area

The study was conducted at the Addis Ababa Large Taxpayer Office (LTO), which operates under the Ministry of Revenues (MoR) of the Federal Democratic Republic of Ethiopia. The Addis Ababa LTO is one of the major tax administration institutions responsible for managing and administering taxes collected from large business organizations operating within Addis Ababa and surrounding areas. The office plays a critical role in national revenue mobilization because large taxpayers contribute a substantial proportion of total government tax revenue, particularly Value Added Tax (VAT), corporate income tax, and customs-related revenues.

The Addis Ababa Large Taxpayer Office was established as part of the government's broader tax administration reform program aimed at improving efficiency, strengthening compliance monitoring, and enhancing domestic revenue collection. The creation of specialized tax offices for large taxpayers was intended to provide focused administrative attention to businesses with complex financial transactions and significant economic influence. Large taxpayers are generally categorized based on turnover level, transaction volume, capital size, and strategic importance to the national economy.

The organizational structure of the Addis Ababa LTO consists of several operational and administrative departments responsible for different tax administration functions. These

departments include taxpayer registration and services, audit and investigation, collection and enforcement, legal affairs, refund administration, ICT support, and compliance monitoring. The office is staffed by tax auditors, revenue officers, legal experts, ICT professionals, and administrative personnel responsible for implementing tax laws and regulations.

The taxpayers administered by the office include manufacturing companies, import-export businesses, financial institutions, construction firms, telecommunication companies, large retailers, hotels, and other high-revenue enterprises. Due to the complexity and large volume of transactions handled by these businesses, effective tax administration requires advanced monitoring systems, specialized audit procedures, and skilled human resources.

The Addis Ababa LTO was selected as the study area for several important reasons. First, the office contributes a substantial share of national VAT revenue and therefore plays a central role in the country's domestic revenue mobilization efforts. Any weaknesses in VAT administration or taxpayer compliance within the office can significantly affect government revenue performance and fiscal stability.

Second, the complexity of transactions conducted by large taxpayers increases the risk of VAT non-compliance, tax evasion, false invoicing, underreporting of taxable transactions, and refund fraud. Large businesses often engage in extensive commercial activities involving multiple suppliers, customers, and cross-border transactions, making tax administration more challenging. As a result, the office provides an appropriate setting for examining the operational and institutional challenges associated with VAT administration.

Third, the office utilizes relatively advanced tax administration systems compared to other tax offices in Ethiopia, including electronic filing systems, digital taxpayer databases, and risk-based audit mechanisms. Studying the Addis Ababa LTO therefore provides valuable insights into both the opportunities and challenges associated with modern VAT administration practices and ICT utilization.

Fourth, the Addis Ababa LTO experiences significant compliance risks due to the large volume of revenue involved and the strategic importance of the taxpayers under its administration. Weak enforcement systems, administrative inefficiencies, and low compliance among large taxpayers may result in substantial revenue losses for the government. Understanding these challenges is therefore important for improving tax administration effectiveness and strengthening taxpayer compliance behavior.

In addition, the accessibility of data, availability of qualified respondents, and relevance of the office to the objectives of the study further justify its selection as the study area. Since the research focuses specifically on VAT administration challenges and taxpayer compliance behavior among large taxpayers, the Addis Ababa Large Taxpayer Office provides the most suitable institutional context for conducting the study.

Overall, the Addis Ababa LTO represents an appropriate and strategically important study area for examining the relationship between VAT administration practices and taxpayer compliance behavior in Ethiopia. The findings generated from the study are expected to contribute valuable insights for policymakers, tax administrators, and researchers interested in improving VAT administration and enhancing domestic revenue mobilization.

3.3 Population and Sampling

This section describes the target population, sampling frame, sampling techniques, sample size determination, inclusion and exclusion criteria, and response rate assumptions used in the study. Appropriate population and sampling procedures are essential for ensuring that the findings of the study are reliable, representative, and capable of addressing the research objectives effectively.

3.3.1 Target Population

The target population of the study consists of two major categories of respondents: VAT-registered large taxpayers and tax officials working at the Addis Ababa Large Taxpayer Office (LTO).

The first category includes VAT-registered large business entities operating in sectors such as manufacturing, trade, construction, import-export, finance, hospitality, telecommunications, and other service industries. These taxpayers were selected because they contribute a substantial proportion of VAT revenue and engage in complex business transactions that require extensive interaction with the tax administration system.

The second category consists of tax officials directly involved in VAT administration activities at the Addis Ababa Large Taxpayer Office. These include personnel responsible for taxpayer registration, tax audit, enforcement, collection, refund administration, compliance monitoring, and taxpayer service delivery.

The inclusion of both taxpayers and tax officials enables the study to examine VAT administration and taxpayer compliance behavior from both administrative and taxpayer perspectives. This dual focus improves the comprehensiveness and validity of the research findings.

3.3.2 Sampling Frame

A sampling frame refers to the complete list or source from which study participants are selected. It provides the basis for identifying eligible respondents and ensures that the selected sample adequately represents the target population.

In this study, the sampling frame for taxpayers consisted of officially registered VAT taxpayers listed in the Addis Ababa Large Taxpayer Office database. The database

contains information regarding registered businesses, sector classifications, taxpayer identification numbers, and operational status.

The sampling frame for tax officials consisted of employees working in departments directly related to VAT administration functions such as audit, enforcement, registration, collection, and refund processing. Employee lists and departmental records obtained from the office administration were used to identify eligible respondents.

The use of official records as sampling frames improves the accuracy, representativeness, and reliability of the sample selection process.

3.3.3 Inclusion and Exclusion Criteria

To ensure relevance and reliability of the data, the study established clear inclusion and exclusion criteria for selecting respondents.

Inclusion Criteria

The study included the following groups:

- VAT-registered large taxpayers operating under the Addis Ababa LTO
- Businesses actively engaged in taxable economic activities
- Tax officials directly involved in VAT administration functions
- Respondents with adequate knowledge and experience related to VAT administration and compliance
- Employees working in departments such as audit, registration, enforcement, refund administration, and taxpayer services

These respondents were considered appropriate because they possess direct experience and practical understanding of VAT administration processes and compliance challenges.

Exclusion Criteria

The study excluded the following groups:

- Non-VAT registered businesses
- Small taxpayers outside the jurisdiction of the LTO
- Temporary employees and interns
- Tax officials not directly involved in VAT administration
- Respondents with insufficient knowledge regarding VAT-related activities

Excluding these groups helped improve the quality and relevance of the data collected for the study.

3.3.4 Sample Size Determination

Sample size refers to the number of respondents selected from the target population for participation in the study. Determining an appropriate sample size is important for ensuring statistical reliability, representativeness, and accuracy of research findings.

The sample size for this study was determined by considering several important factors, including:

- The size of the target population
- Nature of the research objectives
- Desired level of accuracy
- Confidence level
- Resource availability
- Time constraints

The study employed a sample size considered sufficient to generate reliable statistical analysis and meaningful qualitative insights. The selected sample size also ensured adequate representation of both taxpayers and tax officials within the Addis Ababa Large Taxpayer Office.

For the quantitative component, a relatively larger sample was necessary to support descriptive statistics, correlation analysis, and multiple regression analysis. Statistical techniques such as regression analysis require adequate sample sizes to improve the reliability and validity of findings.

For the qualitative component, purposive sampling was used to select key informants capable of providing detailed and relevant information regarding VAT administration practices, institutional challenges, and compliance behavior.

The combination of quantitative and qualitative sampling procedures strengthened the comprehensiveness and analytical depth of the study.

3.3.5 Sampling Techniques

The study employed both probability and non-probability sampling techniques.

Simple Random Sampling

Simple random sampling was used to select VAT-registered taxpayers for questionnaire distribution. Under this method, every taxpayer within the sampling frame had an equal chance of being selected. The use of random sampling minimizes selection bias and improves representativeness of the sample.

Random sampling was considered appropriate because the taxpayer population is relatively large and diverse across different business sectors.

Purposive Sampling

Purposive sampling was used to select tax officials and key informants for interviews. This technique involves selecting respondents based on their expertise, experience, and relevance to the study objectives.

Tax officials working in departments such as audit, enforcement, registration, refund administration, and compliance monitoring were purposively selected because they possess specialized knowledge regarding VAT administration challenges and institutional practices.

The use of purposive sampling for qualitative interviews enabled the researcher to obtain rich and detailed information relevant to the study.

3.3.6 Justification of Sample Size

The selected sample size is justified on both statistical and practical grounds. From a statistical perspective, the sample size is considered adequate for conducting descriptive analysis, Pearson correlation analysis, and multiple regression analysis using SPSS software.

A sufficiently large sample improves:

- Reliability of findings
- Precision of statistical estimates
- Generalizability of results
- Stability of regression coefficients

From a practical perspective, the sample size was determined considering accessibility of respondents, availability of resources, time limitations, and operational feasibility.

The inclusion of respondents from different taxpayer categories and administrative departments also improves diversity and representativeness of the sample.

3.3.7. Response Rate Assumptions

Response rate refers to the proportion of distributed questionnaires that are successfully completed and returned by respondents. High response rates improve the representativeness and reliability of research findings by reducing non-response bias.

The study assumed an acceptable response rate consistent with social science research standards. To improve response rates, several measures were implemented, including:

- Clear explanation of study objectives
- Assurance of confidentiality
- Simplified questionnaire structure

- Follow-up communication with respondents
- Voluntary participation procedures

The researcher also anticipated possible non-response challenges due to busy work schedules, reluctance to disclose tax-related information, and organizational restrictions. Therefore, additional questionnaires were prepared to compensate for possible non-responses and incomplete responses.

Overall, the population and sampling procedures adopted in this study are considered appropriate for generating reliable, valid, and representative findings regarding VAT administration challenges and taxpayer compliance behavior at the Addis Ababa Large Taxpayer Office.

The study employed simple random sampling to select VAT-registered large taxpayers for the questionnaire survey and purposive sampling to select tax officials for qualitative interviews. A total of 200 questionnaires were distributed for the quantitative component, and 180 valid responses were used in the empirical analysis presented in Chapter Four. This sample size was considered adequate for descriptive statistics, correlation analysis, and multiple regression analysis, while remaining feasible within the time and access constraints of the study.

- **Simple random sampling** is used to select taxpayers, ensuring representativeness and minimizing bias
- **Purposive sampling** is used to select tax officials based on their expertise and involvement in VAT administration

For tax officials, a smaller number of respondents were selected purposively for qualitative interviews based on their involvement in VAT administration functions.

3.5. Data Sources

The study used both primary and secondary data sources. Primary data were collected through structured questionnaires administered to VAT-registered large taxpayers and semi-structured interviews conducted with selected tax officials. Secondary data were obtained from Ministry of Revenues reports, VAT proclamations and directives, institutional administrative documents, and relevant empirical and theoretical literature. The combination of these data sources enhanced the comprehensiveness of the study and supported triangulation of findings.

Primary Data

- Structured questionnaires administered to taxpayers
- Semi-structured interviews conducted with tax officials

Secondary Data

- Ministry of Revenues reports
- VAT proclamations and directives
- Previous empirical studies
- Administrative documents

3.6. Data Collection Instruments

3.6.1. Questionnaire

A structured questionnaire is used to collect quantitative data. It is designed based on the conceptual framework and includes six sections:

1. Administrative Capacity
2. Taxpayer Awareness
3. Perceived Fairness
4. Enforcement Mechanisms
5. Use of ICT
6. Taxpayer Compliance Behavior

All items are measured using a **5-point Likert scale** (1 = Strongly Disagree to 5 = Strongly Agree).

3.6.2. Interview

Semi-structured interviews are conducted with tax officials to collect qualitative data on:

- Administrative challenges
- Audit effectiveness
- Enforcement mechanisms
- VAT refund processes
- ICT system performance

3.7 Variables of the Study

Dependent Variable

- Taxpayer Compliance Behavior
  (registration, filing, reporting accuracy, payment, invoicing)

Independent Variables

- Administrative Capacity
- Taxpayer Awareness
- Perceived Fairness
- Enforcement Mechanisms
- Use of ICT

Outcome Variable

- Taxpayer Compliance Behavior

3.8 Measurement of Variables

Each variable is measured using multiple Likert-scale items:

Variable	Indicators
Administrative Capacity	Staff adequacy, efficiency, audit coverage
Taxpayer Awareness	Knowledge of VAT rules, procedures
Perceived Fairness	Transparency, equity, trust
Enforcement Mechanisms	Audit frequency, penalties
ICT Use	System efficiency, accessibility
Compliance Behavior	Filing, payment, reporting accuracy

Table 2 Measurement of Study Variables and Indicators

3.9 Methods of Data Analysis

3.9.1 Descriptive Analysis

- Frequencies
- Percentages
- Means

3.9.2 Inferential Analysis

Correlation Analysis

This analysis was conducted to examine the relationships among the study variables.

Multiple Regression Analysis

$$Y=\beta_0 + \beta_1 + AC + \beta_2 TA + \beta_3 PF + \beta_4 EM + \beta_5 ICT + \varepsilon$$

Where:

- Y = Compliance Behavior
- AC = Administrative Capacity
- TA= Taxpayer Awareness
- PF = Perceived Fairness
- EME= Enforcement Mechanisms
- ICT= Use of ICT

3.10 Diagnostic Tests

To ensure the validity of the model, the following diagnostic tests were considered:

- **Multicollinearity** → VIF < 10
- **Normality** → histogram and normal plot
- **Heteroscedasticity** → residual analysis
- **Linearity** → scatterplots

3.11 Validity and Reliability

Validity

- Based on literature and conceptual framework
- Reviewed and refined using pilot study

Reliability

- Tested using **Cronbach's Alpha (≥ 0.7)**

3.12 Pilot Study (Pre-Questionnaire)

A pilot study was conducted with selected LTO officials to enhance content validity and contextual relevance.

Key Findings

- Approximately **1,030 VAT taxpayers** managed
- Classification based on **turnover**
- Major challenge: **payment compliance**
- Audit effectiveness: **low**
- Communication via **training and media**
- ICT systems: **SIGTAS**, with technical issues

Contribution

- Improved questionnaire clarity
- Ensured alignment with real administrative practices
- Identified key compliance factors

3.13 Ethical Considerations

Ethical principles were observed throughout the study. Participation was voluntary, and respondents were informed about the purpose of the research before providing their responses. Confidentiality and anonymity were maintained by ensuring that the

information collected was used only for academic purposes and was not disclosed in a manner that could identify individual respondents or organizations. These measures were intended to protect participants and enhance the credibility of the data collected.

3.14 Limitations of the Study

The study has several limitations. Limited access to some sensitive institutional data restricted the breadth of documentary evidence that could be incorporated into the analysis. In addition, the study relied partly on self-reported responses, which may be affected by response bias. Time and resource constraints also limited the scale of data collection. Finally, because the study focused on the Addis Ababa Large Taxpayer Office, the findings should be generalized to other tax administration contexts with caution.

CHAPTER FOUR: DATA ANALYSIS AND DISCUSSION

4.1 Introduction

This chapter presents, analyzes, and discusses the data collected from VAT-registered large taxpayers and tax officials at the Addis Ababa Large Taxpayer Office (LTO). The analysis was conducted using both quantitative and qualitative approaches in line with the mixed-method research design adopted for the study. Quantitative data collected through structured questionnaires were analyzed using IBM SPSS Statistics version 26. Descriptive statistics, reliability analysis, correlation analysis, and multiple regression analysis were employed to examine the relationship between VAT administration practices and taxpayer compliance behavior.

The chapter is organized into major sections including response rate analysis, demographic characteristics of respondents, descriptive analysis of study variables, reliability analysis, correlation analysis, regression analysis, discussion of findings, and chapter summary.

4.2 Response Rate Analysis

A total of 200 questionnaires were distributed to respondents consisting of VAT-registered large taxpayers and tax officials working at the Addis Ababa Large Taxpayer Office. Out of these, 185 questionnaires were returned, and 180 questionnaires were found valid and usable for analysis.

Description	Frequency	Percentage
Questionnaires Distributed	200	100%
Questionnaires Returned	185	92.5%
Valid Questionnaires Used	180	90.0%

Table 3 Response Rate of Respondents

Source: Field Survey Data

The response rate of 90% is considered highly satisfactory for social science research. According to research methodology standards, a response rate above 70% is generally regarded as adequate for reliable statistical analysis. Therefore, the obtained response rate was sufficient to ensure representativeness and validity of the study findings.

4.3 Demographic Characteristics of Respondents

This section presents the demographic characteristics of respondents including gender, age group, educational level, and work experience. The demographic analysis helps evaluate whether respondents possessed adequate knowledge and experience regarding VAT administration and taxpayer compliance issues.

4.3.1 Gender Distribution of Respondents

Gender	Frequency	Percentage
Male	127	70.6%
Female	53	29.4%
Total	180	100%

Table 4 Gender Distribution

Source: SPSS Output

The findings indicate that male respondents constituted 70.6% of the total respondents, while female respondents accounted for 29.4%. This suggests that male participation in VAT-related business activities and tax administration functions remains dominant within the Addis Ababa Large Taxpayer Office environment.

4.3.2 Age Distribution of Respondents

Age Group	Frequency	Percentage
20–30 Years	37	20.6%
31–40 Years	80	44.4%
41–50 Years	47	26.1%
51+ Years	16	8.9%

Total	180	100%

Table 5 Age Distribution

Source: SPSS Output

Most respondents (44.4%) were within the age category of 31–40 years. This indicates that most respondents were economically active and possessed sufficient professional maturity and practical experience related to VAT administration and compliance activities.

4.3.3 Educational Qualification of Respondents

Education Level	Frequency	Percentage
Diploma	39	21.7%
Bachelor's degree	88	48.9%
Master's degree	53	29.4%
Total	180	100%

Table 6 Educational Qualification

Source: SPSS Output

The results reveal that 48.9% of respondents possessed bachelor's degrees, while 29.4% held master's degrees. This demonstrates that the respondents were academically qualified and capable of providing reliable information regarding VAT administration practices and taxpayer compliance behavior.

4.3.4 Work Experience of Respondents

Experience	Frequency	Percentage
Less than 5 Years	54	30.0%
5–10 Years	80	44.4%
11–15 Years	33	18.3%
16+ Years	13	7.2%
Total	180	100%

Table 7 Work Experience

Source: SPSS Output

The findings indicate that most respondents (44.4%) had between 5–10 years of work experience. This implies that respondents had adequate practical exposure to VAT administration systems, compliance procedures, and tax-related operational challenges.

4.4 Descriptive Analysis of Study Variables

Descriptive statistics were employed to examine respondents' perceptions regarding VAT administration practices and taxpayer compliance behavior. The study utilized a five-point Likert scale ranging from 1 = Strongly Disagree to 5 = Strongly Agree.

Mean Range	Interpretation
1.00–1.80	Strongly Disagree
1.81–2.60	Disagree
2.61–3.40	Neutral
3.41–4.20	Agree
4.21–5.00	Strongly Agree

Table 8 Likert Scale Interpretation

Variable	N	Min	Max	Mean	Std. Deviation
Administrative Capacity	180	2	5	3.57	1.125
Taxpayer Awareness	180	2	5	3.61	1.172
Perceived Fairness	180	1	5	3.07	1.448
Enforcement Mechanisms	180	1	5	2.95	1.464
ICT Use	180	1	5	2.98	1.429
Compliance Behavior	180	1	5	3.38	0.759

Table 9 Descriptive Statistics of Study Variables

Source: SPSS Output

The mean value of administrative capacity was 3.57, indicating that respondents generally agreed that the Addis Ababa Large Taxpayer Office possesses relatively adequate administrative capacity in terms of staffing, operational management, and tax administration procedures.

Similarly, taxpayer awareness recorded a mean value of 3.61, suggesting that respondents believed taxpayers possess moderate awareness regarding VAT registration, filing requirements, invoicing procedures, and compliance obligations.

Perceived fairness had a mean value of 3.07, indicating a neutral perception among respondents regarding fairness, transparency, and equity within the VAT administration system.

Enforcement mechanisms recorded a mean score of 2.95, implying that respondents were uncertain regarding the effectiveness of audits, penalties, inspections, and enforcement procedures. This suggests the existence of weaknesses in enforcement implementation.

ICT utilization also produced a mean value of 2.98, which reflects moderate perceptions regarding the effectiveness of electronic tax systems, digital filing systems, and technological infrastructure supporting VAT administration.

Taxpayer compliance behavior showed a mean value of 3.38, indicating moderate compliance levels among VAT-registered taxpayers operating under the Addis Ababa Large Taxpayer Office.

4.5 Reliability Analysis

Reliability analysis was conducted using Cronbach's Alpha to assess the internal consistency and reliability of questionnaire items.

Variable	Number of Items	Cronbach's Alpha
Administrative Capacity	4	0.866
Taxpayer Awareness	4	0.803
Enforcement Mechanisms	4	0.868
ICT Utilization	4	0.839
Taxpayer Compliance Behavior	5	0.863

Table 10 Reliability Statistics

Source: SPSS Output

The reliability results indicate that all study variables achieved Cronbach's Alpha values above the recommended threshold of 0.70. Administrative Capacity recorded an alpha value of 0.866, indicating high internal consistency among questionnaire items measuring administrative capacity.

Similarly, Enforcement Mechanisms achieved the highest reliability coefficient of 0.868, suggesting strong consistency among measurement items. ICT Utilization and Taxpayer Compliance Behavior also demonstrated strong reliability with alpha values of 0.839 and 0.863 respectively.

Overall, the reliability analysis confirms that the research instrument was statistically reliable and appropriate for further analysis.

4.6 Correlation Analysis

Pearson correlation analysis was conducted to examine the relationship between VAT administration variables and taxpayer compliance behavior.

Variables	AC	TA	PF	EM	ICT	TCB
Administrative Capacity	1					
Taxpayer Awareness	-0.043	1				
Perceived Fairness	0.001	-0.017	1			
Enforcement Mechanisms	0.094	-0.016	-0.016	1		
ICT Utilization	0.079	0.040	0.039	-0.013	1	
Taxpayer Compliance	0.334**	0.171*	0.188*	0.287**	0.246**	1

Table 11 Correlation Matrix

Note:

- **Correlation significant at 0.01 level**
- *Correlation significant at 0.05 level*

Source: SPSS Output

The findings reveal that Administrative Capacity had a positive and statistically significant relationship with Taxpayer Compliance Behavior ($r = 0.334$, $p < 0.01$). This implies that improvements in institutional capacity, staffing effectiveness, and tax administration systems contribute positively to taxpayer compliance.

Taxpayer Awareness also showed a positive and significant relationship with compliance behavior ($r = 0.171$, $p < 0.05$). This suggests that increasing taxpayer education and awareness programs improves compliance with VAT obligations.

Perceived Fairness demonstrated a positive and significant relationship with compliance behavior ($r = 0.188$, $p < 0.05$). This indicates that taxpayers are more likely to comply voluntarily when they perceive the tax system as fair and transparent.

Enforcement Mechanisms exhibited a positive and statistically significant relationship with taxpayer compliance behavior ($r = 0.287$, $p < 0.01$). This finding supports the argument that effective audits, inspections, and penalties enhance tax compliance.

ICT Utilization also had a positive and significant relationship with taxpayer compliance behavior ($r = 0.246$, $p < 0.01$), indicating that electronic tax systems and digital technologies contribute positively toward improving VAT compliance.

4.7 Multiple Regression Analysis

Multiple regression analysis was conducted to examine the combined effect of VAT administration practices on taxpayer compliance behavior.

4.7.1 Model Summary

R	R Square	Adjusted R Square	Std. Error
0.543	0.295	0.274	0.2701

Table 12 Model Summary

Source: SPSS Output

The regression model produced an R-value of 0.543, indicating a moderate positive relationship between the independent variables and taxpayer compliance behavior.

The R^2 value of 0.295 indicates that approximately 29.5% of the variation in taxpayer compliance behavior is explained by administrative capacity, taxpayer awareness, perceived fairness, enforcement mechanisms, and ICT utilization. The remaining 70.5% may be explained by other factors not included in the study.

4.7.2 ANOVA Results

Source	Sum of Squares	df	Mean Square	F	Sig.
Regression	5.305	5	1.061	14.545	0.000
Residual	12.694	174	0.073		
Total	17.999	179			

Table 13 ANOVA Table

Source: SPSS Output

The ANOVA results indicate that the overall regression model was statistically significant ($F = 14.545$, $p < 0.001$). This implies that the combined effect of the independent variables significantly predicts taxpayer compliance behavior.

4.7.3 Regression Coefficients

Variables	Beta	t-value	Sig.
Administrative Capacity	0.299	4.662	0.000
Taxpayer Awareness	0.183	2.867	0.005
Perceived Fairness	0.187	2.928	0.004
Enforcement Mechanisms	0.268	4.184	0.000
ICT Utilization	0.211	3.297	0.001

Table 14 Regression Coefficients

Source: SPSS Output

The regression results indicate that Administrative Capacity significantly and positively affects taxpayer compliance behavior ($\beta = 0.299$, $p < 0.001$). This suggests that strengthening institutional capacity, administrative competence, and operational efficiency contributes positively toward improving VAT compliance.

Taxpayer Awareness also significantly influences taxpayer compliance behavior ($\beta = 0.183$, $p = 0.005$). This finding implies that taxpayer education and awareness programs enhance understanding of VAT obligations and encourage voluntary compliance.

Perceived Fairness was found to significantly affect compliance behavior ($\beta = 0.187$, $p = 0.004$). This demonstrates that fairness, transparency, and trust within the tax system positively influence taxpayer willingness to comply voluntarily.

Enforcement Mechanisms significantly influenced taxpayer compliance behavior ($\beta = 0.268$, $p < 0.001$). This indicates that stronger enforcement procedures, audit systems, and penalty mechanisms improve compliance levels.

ICT Utilization also had a statistically significant positive effect on taxpayer compliance behavior ($\beta = 0.211$, $p = 0.001$). This finding suggests that electronic filing systems, digital tax technologies, and automated VAT administration systems contribute positively toward improving compliance efficiency.

Among all predictors, Administrative Capacity had the strongest effect on taxpayer compliance behavior, followed by Enforcement Mechanisms and ICT Utilization.

4.8 Discussion of Findings

The findings of the study demonstrate that VAT administration practices significantly influence taxpayer compliance behavior among large taxpayers operating under the Addis Ababa Large Taxpayer Office.

The positive relationship between enforcement mechanisms and compliance behavior supports the Economic Deterrence Theory developed by Allingham and Sandmo (1972), which argues that taxpayers are more likely to comply when effective audits and penalties exist.

Similarly, the significant relationship between perceived fairness and compliance behavior supports the Fiscal Exchange Theory, which emphasizes that taxpayers are more willing to comply when they perceive fairness, transparency, and accountability within government institutions.

The findings regarding ICT utilization are consistent with previous empirical studies indicating that digital tax administration systems improve filing efficiency, reduce compliance costs, and strengthen revenue administration performance.

The results also suggest that taxpayer education and awareness programs remain important tools for improving voluntary compliance behavior. Increased awareness helps taxpayers understand VAT obligations, filing requirements, invoicing systems, and penalty structures.

Overall, the findings indicate that strengthening administrative capacity, improving enforcement effectiveness, enhancing ICT systems, and increasing taxpayer awareness can significantly improve VAT administration efficiency and taxpayer compliance behavior.

4.9 Chapter Summary

This chapter presented and analyzed the quantitative findings of the study using descriptive statistics, reliability analysis, correlation analysis, and multiple regression analysis. The findings revealed that administrative capacity, taxpayer awareness, perceived fairness, enforcement mechanisms, and ICT utilization significantly influence taxpayer compliance behavior.

The regression analysis demonstrated that administrative capacity and enforcement mechanisms were the strongest predictors of taxpayer compliance behavior. The reliability analysis confirmed that the research instrument was statistically reliable and internally consistent.

CHAPTER FIVE: CONCLUSION AND RECOMMENDATIONS

5.1 Introduction

This chapter presents the summary of major findings, conclusions, recommendations, suggestions for future research, and limitations of the study conducted on the challenges of Value Added Tax (VAT) administration and taxpayer compliance behavior in the Addis Ababa Large Taxpayer Office (LTO). The chapter is prepared based on the findings obtained from the descriptive and inferential statistical analyses presented in Chapter Four.

The primary objective of the study was to assess the major challenges affecting VAT administration and taxpayer compliance behavior in the Addis Ababa Large Taxpayer Office. Specifically, the study examined the effects of administrative capacity, taxpayer awareness, perceived fairness of the tax system, enforcement mechanisms, and ICT utilization on taxpayer compliance behavior.

The findings of the study provide important insights into the institutional, operational, technological, and behavioral factors affecting VAT administration efficiency and voluntary taxpayer compliance. The chapter therefore summarizes the major findings, draws conclusions based on the study objectives, and proposes practical

recommendations aimed at improving VAT administration performance and strengthening domestic revenue mobilization in Ethiopia.

5.2 Summary of Major Findings

The main objective of this study was to assess the challenges of VAT administration and taxpayer compliance behavior in the Addis Ababa Large Taxpayer Office. To achieve this objective, the study employed descriptive and explanatory research designs using a mixed-method research approach. Quantitative data were collected through structured questionnaires distributed to 200 respondents, of which 180 valid responses were used for analysis, while qualitative information was obtained through interviews with selected tax officials. The collected data were analyzed using descriptive statistics, reliability analysis, correlation analysis, and multiple regression analysis with the help of IBM SPSS Statistics version 26.

The reliability analysis conducted using Cronbach's Alpha confirmed that all study variables achieved acceptable reliability coefficients above the recommended threshold of 0.70, indicating that the research instrument was internally consistent and statistically reliable for further analysis.

The descriptive statistical analysis revealed that respondents generally agreed that administrative capacity within the Addis Ababa Large Taxpayer Office was relatively adequate, as reflected by a mean score of 3.57. The regression analysis further showed that administrative capacity had a positive and statistically significant effect on taxpayer compliance behavior and emerged as the strongest predictor among the variables included in the model. This indicates that improving institutional capacity contributes substantially to enhancing VAT administration effectiveness and taxpayer compliance performance.

The findings additionally revealed that taxpayer awareness significantly influences compliance behavior. Respondents generally reported a favorable level of awareness, reflected by a mean score of 3.61. The correlation and regression analyses confirmed that taxpayer awareness has a positive and statistically significant relationship with taxpayer compliance behavior. This implies that continued taxpayer education and awareness programs can further strengthen voluntary tax compliance.

Another major finding of the study relates to the perceived fairness of the tax system. The descriptive findings indicated a more neutral assessment of fairness, with a mean score of 3.07, suggesting that respondents were neither strongly positive nor strongly negative regarding transparency, consistency, and equal treatment within VAT administration. Nevertheless, the inferential statistical analysis revealed that perceived fairness positively and significantly affects taxpayer compliance behavior. This finding suggests that improving transparency, accountability, and fairness within tax administration systems is essential for strengthening taxpayer trust and encouraging voluntary compliance.

The study also identified several challenges related to enforcement mechanisms within VAT administration. The descriptive findings showed a moderate-to-neutral assessment of enforcement mechanisms, with a mean score of 2.95, indicating concerns about audit effectiveness, follow-up systems, and compliance monitoring. At the same time, the regression analysis showed that enforcement mechanisms had a positive and statistically significant influence on taxpayer compliance behavior and represented the second-strongest predictor after administrative capacity. This implies that strengthening enforcement systems can improve compliance rates and reduce tax non-compliance practices.

Regarding ICT utilization, the findings revealed a moderate assessment, with a mean score of 2.98. This suggests that digital tax administration systems such as SIGTAS contribute positively to VAT administration efficiency and taxpayer compliance behavior, but still face operational limitations. The study identified several ICT-related challenges including technical failures, poor system integration, internet interruptions, system downtime, and limited digital skills among some taxpayers and tax officials. Despite these operational challenges, the regression analysis confirmed that ICT utilization positively and significantly affects taxpayer compliance behavior.

The correlation analysis conducted in the study revealed positive relationships between all independent variables and taxpayer compliance behavior. Administrative capacity, taxpayer awareness, perceived fairness, enforcement mechanisms, and ICT utilization were all positively associated with taxpayer compliance behavior. Furthermore, the multiple regression analysis demonstrated that these variables collectively explain 29.5% of the variation in taxpayer compliance behavior, with administrative capacity, enforcement mechanisms, and ICT utilization emerging as the strongest predictors in the model.

Overall, the findings of the study indicate that effective VAT administration requires strong institutional capacity, continuous taxpayer education, fair and transparent administrative systems, effective enforcement mechanisms, and efficient ICT infrastructure. Addressing the identified challenges is therefore essential for improving voluntary taxpayer compliance and strengthening domestic revenue mobilization in Ethiopia.

5.3 Conclusions

Based on the findings of the study, it can be concluded that VAT administration factors significantly affect taxpayer compliance behavior in the Addis Ababa Large Taxpayer Office. The study confirms that administrative capacity, taxpayer awareness, perceived fairness, enforcement mechanisms, and ICT utilization all have positive and statistically significant effects on compliance behavior. At the same time, the descriptive findings indicate that perceived fairness, enforcement mechanisms, and ICT-related performance remain areas of relative weakness that require further improvement.

The study concludes that administrative capacity is one of the major determinants of effective VAT administration and taxpayer compliance behavior. Weak institutional capacity, shortages of trained personnel, limited technical competence, and weak supervision systems reduce the ability of tax authorities to effectively administer VAT and enforce compliance requirements. Strengthening institutional capacity through improved staffing, professional training, and efficient administrative systems is therefore essential for improving VAT administration effectiveness.

The study also concludes that taxpayer awareness significantly influences compliance behavior. Taxpayers who possess adequate knowledge regarding VAT laws, filing procedures, invoicing systems, and tax obligations are more likely to comply voluntarily with VAT regulations. Conversely, inadequate taxpayer awareness contributes to filing errors, misunderstanding of tax obligations, delayed submissions, and non-compliance practices. Therefore, continuous taxpayer education and awareness creation programs are necessary for improving voluntary compliance behavior.

Furthermore, the study concludes that fairness and transparency within tax administration systems are important factors in building taxpayer trust and encouraging voluntary compliance. Taxpayers are more willing to comply when they perceive tax administration practices as fair, transparent, accountable, and consistent. However, perceptions of unequal treatment, administrative inconsistency, and lack of transparency negatively affect taxpayer confidence and reduce willingness to comply voluntarily.

The findings additionally support the conclusion that effective enforcement mechanisms are essential for strengthening taxpayer compliance behavior. Weak audit systems, inadequate follow-up procedures, and limited enforcement capacity reduce the effectiveness of VAT administration and create opportunities for tax evasion and other non-compliance practices. Strengthening audit coverage, monitoring systems, and enforcement procedures is therefore important for improving VAT administration performance.

The study further concludes that ICT utilization plays a significant role in modern VAT administration. Digital systems such as SIGTAS contribute positively toward improving administrative efficiency, reducing paperwork, strengthening compliance monitoring systems, and simplifying taxpayer service delivery. Nevertheless, technical limitations, system interruptions, inadequate integration between systems, and limited digital literacy continue to affect the effectiveness of ICT-based tax administration systems. Therefore, improving ICT infrastructure and expanding digital capacity are important for enhancing VAT administration efficiency and taxpayer compliance behavior.

Generally, the study concludes that improving VAT administration effectiveness requires integrated institutional, technological, educational, and policy reforms focusing on administrative strengthening, taxpayer education, fairness and transparency, enforcement improvement, and ICT modernization. Addressing these challenges will significantly contribute toward improving voluntary taxpayer compliance and strengthening domestic revenue mobilization in Ethiopia.

5.4 Recommendations

Based on the findings and conclusions of the study, several recommendations are proposed to improve the effectiveness of VAT administration and strengthen taxpayer compliance behavior in the Addis Ababa Large Taxpayer Office. The recommendations are categorized into administrative, ICT, taxpayer education, and policy-related measures.

5.4.1 Administrative Recommendations

The findings of the study identified administrative capacity as one of the major determinants of effective VAT administration and taxpayer compliance behavior. Therefore, strengthening institutional and administrative capacity should be given high priority by tax authorities.

First, the Addis Ababa Large Taxpayer Office should recruit additional qualified and competent tax professionals to improve operational efficiency, taxpayer service delivery, audit activities, and compliance monitoring systems. Increasing the number of trained personnel can help reduce administrative delays and improve overall institutional performance.

Second, continuous professional training and capacity-building programs should be provided for tax officials to improve technical competence and administrative effectiveness. Training programs should focus on VAT laws and regulations, auditing techniques, digital tax administration systems, taxpayer service delivery, compliance monitoring systems, and ethical standards in tax administration.

Third, the office should strengthen monitoring and supervision mechanisms to improve accountability, transparency, and operational efficiency. Effective supervision systems are important for improving staff performance and ensuring proper implementation of VAT regulations and administrative procedures.

Fourth, the tax authority should improve customer service delivery systems by simplifying administrative procedures and reducing unnecessary bureaucratic complexities. Simplified administrative systems can improve taxpayer satisfaction and encourage voluntary compliance behavior.

Fifth, the Addis Ababa Large Taxpayer Office should strengthen audit and compliance monitoring systems by expanding audit coverage and implementing risk-based audit approaches. Effective audit systems are essential for detecting tax evasion and reducing non-compliance practices.

Finally, the tax authority should establish effective internal performance evaluation systems to regularly assess institutional performance, employee effectiveness, and taxpayer service quality.

5.4.2 ICT Recommendations

The study revealed that ICT utilization significantly contributes toward improving VAT administration efficiency and taxpayer compliance behavior. However, several ICT-related operational challenges were also identified.

First, the Addis Ababa Large Taxpayer Office should improve the functionality, reliability, and integration of digital tax administration systems such as SIGTAS. Proper integration between taxpayer databases, filing systems, payment systems, and audit systems can improve administrative efficiency and strengthen compliance monitoring mechanisms.

Second, the government and tax authorities should invest in modern ICT infrastructure to ensure stable, secure, and efficient electronic tax administration services. Reliable internet connectivity, updated software systems, and strong technological infrastructure are essential for improving digital tax administration performance.

Third, regular technical support and maintenance services should be strengthened to address system interruptions, technical failures, and operational challenges experienced by taxpayers and tax officials.

Fourth, the tax authority should provide continuous ICT training programs for both tax officials and taxpayers to improve digital literacy and strengthen effective utilization of electronic tax administration systems.

Fifth, cybersecurity and data protection systems should be strengthened to safeguard confidential taxpayer information and maintain public confidence in electronic tax administration systems.

Finally, the tax authority should encourage wider utilization of online tax services including electronic filing, electronic payment systems, and digital taxpayer support platforms.

5.4.3 Taxpayer Education Recommendations

The study revealed that taxpayer awareness significantly influences taxpayer compliance behavior. Therefore, strengthening taxpayer education and awareness creation programs is essential for improving voluntary compliance.

First, the Addis Ababa Large Taxpayer Office should conduct regular taxpayer awareness campaigns regarding VAT laws, filing procedures, reporting requirements, invoicing systems, and taxpayer obligations.

Second, the tax authority should prepare and distribute simplified educational materials including brochures, manuals, guidelines, and digital informational resources that clearly explain VAT procedures and compliance requirements.

Third, regular workshops, seminars, and training programs should be organized for taxpayers to improve understanding of VAT administration systems and recent changes in tax laws and regulations.

Fourth, effective communication channels should be established between taxpayers and tax officials to facilitate information sharing and provide timely responses to taxpayer concerns and inquiries.

Fifth, special attention should be given to newly registered taxpayers and businesses with limited knowledge regarding VAT administration procedures.

Finally, mass media platforms, social media, websites, and digital communication systems should be utilized to disseminate tax-related information and improve public awareness regarding VAT administration and taxpayer obligations.

5.4.4 Policy Recommendations

The findings of the study indicate the need for policy-level reforms to improve VAT administration effectiveness and strengthen taxpayer compliance behavior in Ethiopia.

First, the government should simplify complex VAT laws, regulations, and administrative procedures to reduce compliance burdens on taxpayers and improve voluntary compliance behavior.

Second, policymakers should strengthen legal and institutional frameworks related to tax enforcement, compliance monitoring systems, and anti-tax evasion mechanisms.

Third, tax administration policies should emphasize fairness, transparency, accountability, and consistency in tax administration practices to strengthen taxpayer trust and encourage voluntary compliance.

Fourth, the government should allocate adequate financial and technological resources to support modernization and digital transformation within tax administration institutions.

Fifth, policymakers should strengthen inter-institutional coordination and information sharing between tax authorities, customs authorities, financial institutions, and other regulatory agencies to improve compliance monitoring systems and reduce tax evasion opportunities.

Sixth, effective taxpayer feedback mechanisms should be established to improve institutional responsiveness and taxpayer satisfaction.

Finally, policymakers should promote continuous research and innovation in tax administration systems to strengthen evidence-based policy formulation and improve tax administration effectiveness.

5.5 Recommendations for Future Research

Although this study achieved its stated objectives, several important areas require further academic investigation.

First, future researchers should conduct similar studies in other regions and tax administration offices across Ethiopia to compare findings and identify regional variations in VAT administration challenges and taxpayer compliance behavior.

Second, future studies should investigate taxpayer compliance behavior among small and medium enterprises (SMEs), since this study primarily focused on large taxpayers.

Third, future researchers should examine the impact of digital taxation systems, electronic filing systems, artificial intelligence, and emerging technologies on tax administration efficiency and taxpayer compliance behavior.

Fourth, future studies should incorporate behavioral, psychological, socio-economic, and cultural factors affecting taxpayer compliance behavior.

Fifth, future researchers are encouraged to employ longitudinal research designs and larger sample sizes to generate more comprehensive findings regarding VAT administration and taxpayer compliance behavior over time.

Finally, future studies may investigate the relationship between tax policy reforms, public trust in government institutions, and voluntary taxpayer compliance behavior in Ethiopia.

5.6 Limitations of the Study

Despite achieving its research objectives, the study has several limitations that should be acknowledged.

First, the study was geographically limited to the Addis Ababa Large Taxpayer Office and may therefore not fully represent VAT administration challenges and taxpayer compliance behavior in other regions and tax administration offices within Ethiopia.

Second, the study relied mainly on self-reported data collected through questionnaires and interviews. Some respondents may not have provided completely accurate responses due to confidentiality concerns, fear of disclosure, or personal perceptions regarding tax administration practices.

Third, financial and time constraints limited the scope of the study and restricted the sample size included in the research.

Fourth, the study primarily focused on administrative, technological, institutional, and educational factors affecting taxpayer compliance behavior. Other factors such as political influences, macroeconomic conditions, cultural attitudes, and psychological determinants were not extensively investigated.

Fifth, limited access to institutional reports, confidential administrative records, and certain official documents restricted the incorporation of additional secondary data sources into the analysis.

Finally, the rapidly changing nature of tax policies, digital tax administration systems, and economic conditions may affect the long-term applicability of some findings and conclusions presented in the study.

References

Alm, J., McClelland, G. H., & Schulze, W. D. (1992). Why do people pay taxes? *Journal of Public Economics*, *48*(1), 21–38.

International Monetary Fund (IMF). (2019). *Tax policy for inclusive growth*. Washington, DC: IMF.

Organisation for Economic Co-operation and Development (OECD). (2014). *Fundamental principles of VAT*. Paris, France: OECD Publishing.

Organisation for Economic Co-operation and Development (OECD). (2016). *Tax administration 2015: Comparative information on OECD and other advanced economies*. Paris, France: OECD Publishing.

World Bank. (2020). *Domestic revenue mobilization in developing countries*. Washington, DC: World Bank.

Allingham, M. G., & Sandmo, A. (1972). Income tax evasion: A theoretical analysis. *Journal of Public Economics, 1*(3–4), 323–338. https://doi.org/10.1016/0047-2727(72)90010-2

Bird, R. M., & Gendron, P. P. (2007). *The VAT in developing and transitional countries*. Cambridge, United Kingdom: Cambridge University Press.

Bird, R. M., & Zolt, E. M. (2014). Technology and taxation in developing countries: From hand to mouse. *National Tax Journal, 67*(4), 791–821. https://doi.org/10.17310/ntj.2014.4.02

Ethiopian Revenue and Customs Authority (ERCA). (2018). *Annual performance report*. Addis Ababa, Ethiopia: ERCA.

Fjeldstad, O. H., & Heggstad, K. (2012). *Local government revenue mobilisation in developing countries*. Bergen, Norway: Chr. Michelsen Institute.

International Monetary Fund (IMF). (2019). *Ethiopia: Selected issues*. IMF Country Report.

James, S., & Alley, C. (2002). Tax compliance, self-assessment, and tax administration. *Journal of Finance and Management in Public Services, 2*(2), 27–42.

Kirchler, E. (2007). *The economic psychology of tax behaviour*. Cambridge, United Kingdom: Cambridge University Press.

Ministry of Revenues (MoR). (2021). *Tax administration and revenue performance report*. Addis Ababa, Ethiopia: Ministry of Revenues.

Baer, K., Barra, P. A., & Benitez, J. C. (2025). Closing the gap: How tax administration performance shapes compliance. *IMF Working Papers, 2025*(209). https://doi.org/10.5089/9798229027076.001

Yimam, S., Lidetu, K., & Belete, T. (2024). *E-tax system adoption and tax compliance in Ethiopia: Large and medium taxpayers' experience* (ICTD Working Paper 180). Institute of Development Studies. https://doi.org/10.19088/ICTD.2024.003

Adem, M., Desta, T., & Girma, B. (2024). Determinants of tax compliance behavior: A case study in Ethiopia. *SAGE Open, 14*(4). https://doi.org/10.1177/21582440241292869

Ayalew, A. L. (2023). *Factors affecting tax compliance in Ethiopia: A case study on large taxpayers of the Large Taxpayers' Branch Office in the Ministry of Revenues* (Master's thesis). International Institute of Social Studies, Erasmus University Rotterdam.

Nurebo, B. Y., Tarakegn, G., & Gutu, E. (2021). Effect of tax audit on the taxpayers' compliance: A case of Ethiopian Ministry of Revenue, Hawassa and Jimma branches.

Asia-Pacific Journal of Science and Technology, *26*(2). https://doi.org/10.14456/apst.2021.20

Ahmed, A. (2013). *Determinants of tax compliance: The case of Jimma town* (Master's thesis). Jimma University.

Ebrill, L., Keen, M., Bodin, J.-P., & Summers, V. (2001). *The modern VAT*. International Monetary Fund.

Tait, A. A. (1988). *Value-added tax: International practice and problems*. International Monetary Fund. https://doi.org/10.5089/9781557750129.071

Creswell, J. W. (2014). *Research design: Qualitative, quantitative, and mixed methods approaches* (4th ed.). SAGE Publications.

Yamane, T. (1967). *Statistics: An introductory analysis* (2nd ed.). Harper & Row.

Torgler, B. (2007). *Tax compliance and tax morale: A theoretical and empirical analysis*. Edward Elgar Publishing.

APPENDICES

Appendix A: Questionnaire

The questionnaire used to collect primary data from VAT-registered large taxpayers is presented in this appendix. It was designed to gather information on administrative capacity, taxpayer awareness, perceived fairness, enforcement mechanisms, ICT use, and taxpayer compliance behavior in relation to VAT administration at the Addis Ababa Large Taxpayer Office.

Questionnaire instrument:

Questionnaire on VAT Administration and Taxpayer Compliance Behavior
(Addis Ababa Large Taxpayer Office)

Intro Section (Put at top of form)

Dear Respondent,

This questionnaire is designed to collect data for an MSc thesis on **VAT Administration and Taxpayer Compliance Behavior**. Your responses will be used for academic purposes only and will be kept strictly confidential.

Please tick (✓) the option that best reflects your opinion.

Section A: General Information

1. Type of Business
   ☐ Manufacturing ☐ Service ☐ Trade ☐ Construction ☐ Other _____
2. Years in Operation
   ☐ <5 years ☐ 5–10 years ☐ >10 years
3. Position of Respondent
   ☐ Manager ☐ Accountant ☐ Finance Officer ☐ Owner

✓ Section B: Administrative Capacity

(1 = Strongly Disagree | 5 = Strongly Agree)

No	Statement	1	2	3	4	5
AC1	The tax authority has adequate staff to manage VAT effectively	☐	☐	☐	☐	☐
AC2	VAT processes (registration, filing, audit) are efficient	☐	☐	☐	☐	☐
AC3	VAT audits are conducted regularly	☐	☐	☐	☐	☐
AC4	VAT refund processes are handled efficiently	☐	☐	☐	☐	☐

✓ Section C: Taxpayer Awareness

No	Statement	1	2	3	4	5
TA1	I clearly understand VAT laws and regulations	☐	☐	☐	☐	☐
TA2	I understand VAT filing procedures	☐	☐	☐	☐	☐
TA3	The tax authority provides adequate training	☐	☐	☐	☐	☐
TA4	VAT guidelines are clear and easy to understand	☐	☐	☐	☐	☐

✓ Section D: Perceived Fairness

No	Statement	1	2	3	4	5
PF1	The VAT system is fair to all taxpayers	☐	☐	☐	☐	☐
PF2	Tax rules are applied consistently	☐	☐	☐	☐	☐
PF3	The tax authority is transparent in its decisions	☐	☐	☐	☐	☐
PF4	I trust the tax authority	☐	☐	☐	☐	☐

✅ Section E: Enforcement Mechanisms

No	Statement	1	2	3	4	5
EM1	Tax audits are effective in detecting non-compliance	☐	☐	☐	☐	☐
EM2	Penalties discourage non-compliance	☐	☐	☐	☐	☐
EM3	Enforcement is applied consistently	☐	☐	☐	☐	☐
EM4	There is a high probability of being audited	☐	☐	☐	☐	☐

✅ Section F: ICT (Technology Use)

No	Statement	1	2	3	4	5
ICT1	Electronic VAT filing systems are easy to use	☐	☐	☐	☐	☐
ICT2	ICT systems (e.g., SIGTAS) are reliable	☐	☐	☐	☐	☐
ICT3	Technical issues affect VAT compliance	☐	☐	☐	☐	☐
ICT4	ICT improves efficiency of VAT processes	☐	☐	☐	☐	☐

✅ Section G: Taxpayer Compliance Behavior

No	Statement	1	2	3	4	5
TC1	My organization files VAT returns on time	☐	☐	☐	☐	☐
TC2	My organization reports VAT accurately	☐	☐	☐	☐	☐
TC3	My organization pays VAT on time	☐	☐	☐	☐	☐
TC4	Proper VAT invoices are always issued	☐	☐	☐	☐	☐

Appendix B: VAT Questionnaire Data

This appendix refers to the Excel dataset used as the data feed for SPSS analysis. The file contains the coded questionnaire responses collected from the sample respondents and served as the basis for the descriptive and inferential statistical analyses presented in Chapters Three and Four.

Contents of the dataset include: respondent identifiers or codes, business profile variables, Likert-scale responses for the major study constructs, and coded values used for SPSS entry and analysis.

Data file note: The VAT Questionnaire Data file is maintained as a separate Excel data file for statistical processing and is not reproduced in full within this thesis document.

Appendix C: SPSS Output and Results

This appendix presents the SPSS output used in the analysis of the study. The outputs support the quantitative findings reported in Chapter Four and provide the statistical basis for descriptive analysis, reliability testing, correlation analysis, and multiple regression analysis.

1. Response rate summary output
2. Frequency tables for demographic characteristics of respondents
3. Descriptive statistics output for study variables
4. Reliability statistics output (Cronbach's Alpha)
5. Correlation matrix output
6. Model summary output
7. ANOVA output
8. Regression coefficients output

   Note: The detailed SPSS printouts corresponding to the above outputs may be inserted after this page or attached as supporting appendix pages, depending on submission requirements.

   Selected SPSS outputs: The following tables and figures present the principal statistical outputs used in the study. Raw syntax commands and file-location details have been omitted to improve clarity and presentation.

Descriptives

Notes		
Output Created		22-MAY-2026 15:12:32
Comments		
Input	Data	C:\Users\lenovo\Desktop\dawet w\Dawet (SPSS Out put).sav
	Active Dataset	DataSet1

	Filter	<none>
	Weight	<none>
	Split File	<none>
	N of Rows in Working Data File	260
Missing Value Handling	Definition of Missing	User defined missing values are treated as missing.
	Cases Used	All non-missing data are used.
Syntax		DESCRIPTIVES VARIABLES=Administrative_Capacity Taxpayer_Awareness Perceived_Fairness Enforcement_Mechanisms ICT_Use Compliance_Behavior /STATISTICS=MEAN STDDEV VARIANCE MIN MAX SEMEAN KURTOSIS SKEWNESS.
Resources	Processor Time	00:00:00.03
	Elapsed Time	00:00:00.04

Descriptive Statistics

	N	Minimum	Maximum	Mean		Std. Deviation	Variance	Skewness		Kurtosis	
	Statistic	Statistic	Statistic	Statistic	Std. Error	Statistic	Statistic	Statistic	Std. Error	Statistic	Std. Error
Administrative_Capacity	260	2	5	3.57	.070	1.125	1.265	-.108	.151	-1.363	.301
Taxpayer_Awareness	260	2	5	3.61	.073	1.172	1.374	-.133	.151	-1.466	.301
Perceived_Fairness	260	1	5	3.07	.090	1.448	2.096	-.029	.151	-1.388	.301
Enforcement_Mechanisms	260	1	5	2.95	.091	1.464	2.144	.079	.151	-1.377	.301

ICT_Use	260	1	5	2.98	.089	1.429	2.042	-.006	.151	-1.296	.301
Compliance_Behavior	260	1.00	5.00	3.3798	.04704	.75853	.575	-.200	.151	-.237	.301
Valid N (listwise)	260										

Frequencies

Notes

Output Created		22-MAY-2026 15:19:05
Comments		
Input	Active Dataset	DataSet2
	Filter	<none>
	Weight	<none>
	Split File	<none>
	N of Rows in Working Data File	180
Missing Value Handling	Definition of Missing	User-defined missing values are treated as missing.
	Cases Used	Statistics are based on all cases with valid data.
Syntax		FREQUENCIES VARIABLES=Gender Age_Group Education Experience /BARCHART FREQ /ORDER=ANALYSIS.
Resources	Processor Time	00:00:01.28

Elapsed Time	00:00:00.92

[DataSet2]

Statistics					
		Gender	Age_Group	Education	Experience
N	Valid	180	180	180	180
	Missing	0	0	0	0

Frequency Table

Gender		
	N	%
Female	53	29.4%
Male	127	70.6%

Age_Group

	N	%
20-30	37	20.6%
31-40	80	44.4%
41-50	47	26.1%
51+	16	8.9%

Education

	N	%

Bachelor	88	48.9%
Diploma	39	21.7%
Master	53	29.4%

Experience		
	N	%
<5 years	54	30.0%
11-15 years	33	18.3%
16+ years	13	7.2%
5-10 years	80	44.4%

Bar Chart

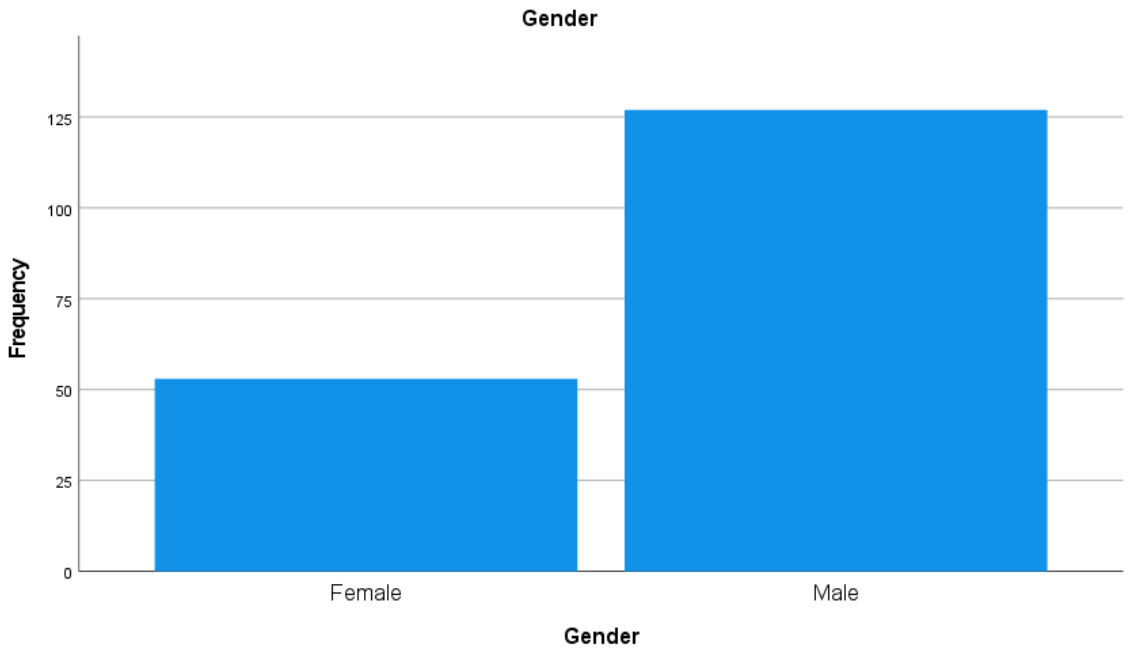

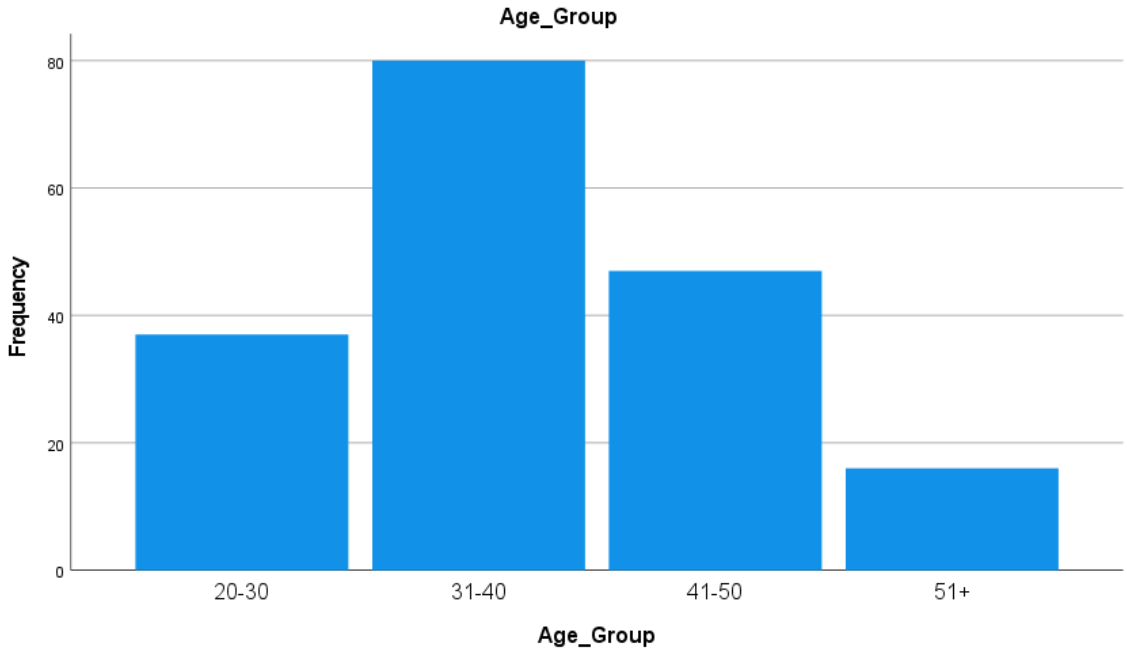
Age_Group
Frequency
80
60
40
20
0
20-30
31-40
41-50
51+
Age_Group

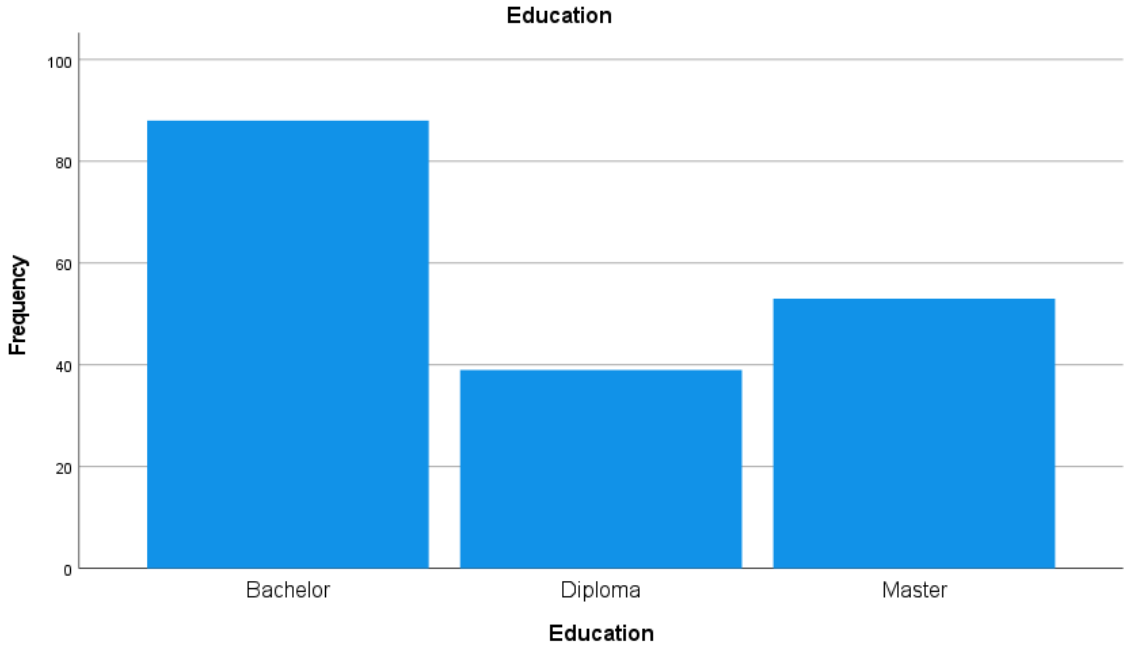
Education
Frequency
100
80
60
40
20
0
Bachelor
Diploma
Master
Education

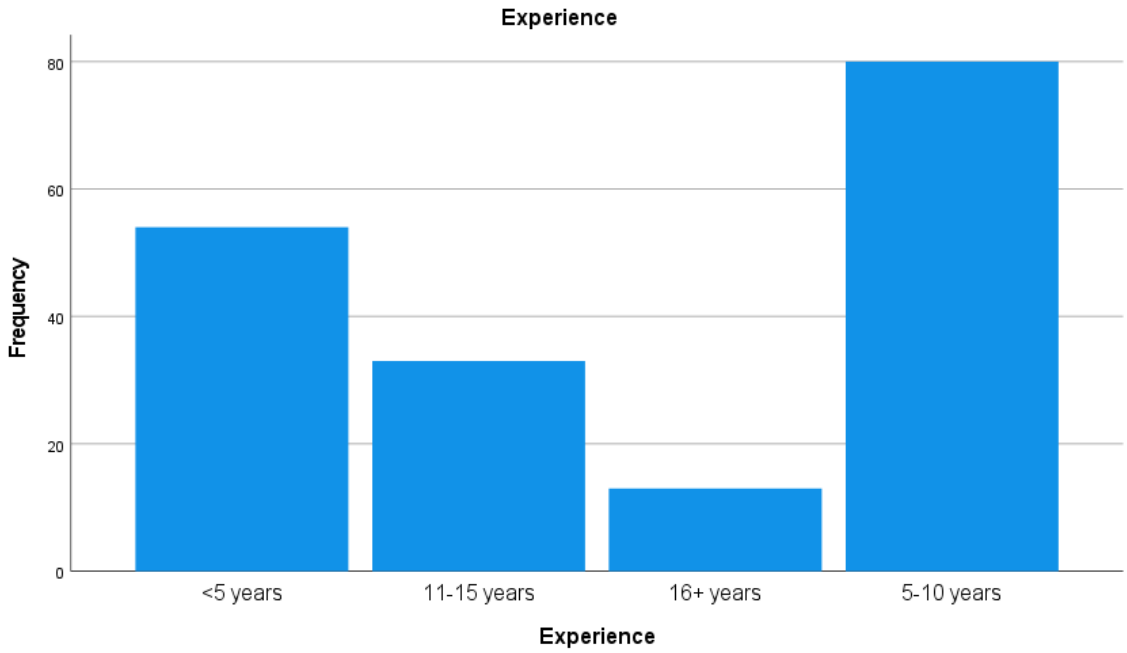

Reliability

Notes		
Output Created		22-MAY-2026 15:38:37
Comments		
Input	Active Dataset	DataSet2
	Filter	<none>
	Weight	<none>
	Split File	<none>
	N of Rows in Working Data File	180
	Matrix Input	
Missing Value Handling	Definition of Missing	User-defined missing values are treated as missing.
	Cases Used	Statistics are based on all cases with valid data for all variables in the procedure.
Syntax		RELIABILITY /VARIABLES=AC1 AC2 AC3 AC4

		/SCALE('ALL VARIABLES') ALL /MODEL=ALPHA /STATISTICS=DESCRIPTIVE.
Resources	Processor Time	00:00:00.02
	Elapsed Time	00:00:00.01

Scale: ALL VARIABLES

Case Processing Summary

		N	%
Cases	Valid	180	100.0
	Excluded[a]	0	.0
	Total	180	100.0

a. Listwise deletion based on all variables in the procedure.

Reliability Statistics

Cronbach's Alpha	N of Items
.866	4

Item Statistics

	Mean	Std. Deviation	N
AC 1	3.81	.683	180
AC 2	3.84	.627	180
AC 3	3.78	.673	180
AC 4	3.82	.710	180

```
RELIABILITY
  /VARIABLES=TA1 TA2 TA3 TA4
  /SCALE('ALL VARIABLES') ALL
  /MODEL=ALPHA.
```

Reliability

Notes

Output Created		22-MAY-2026 15:39:26
Comments		
Input	Active Dataset	DataSet2
	Filter	<none>
	Weight	<none>
	Split File	<none>
	N of Rows in Working Data File	180
	Matrix Input	

Missing Value Handling	Definition of Missing	User-defined missing values are treated as missing.
	Cases Used	Statistics are based on all cases with valid data for all variables in the procedure.
Syntax		RELIABILITY /VARIABLES=TA1 TA2 TA3 TA4 /SCALE('ALL VARIABLES') ALL /MODEL=ALPHA.
Resources	Processor Time	00:00:00.00
	Elapsed Time	00:00:00.01

Scale: ALL VARIABLES

Case Processing Summary

		N	%
Cases	Valid	180	100.0
	Excluded[a]	0	.0
	Total	180	100.0

a. Listwise deletion based on all variables in the procedure.

Reliability Statistics

Cronbach's Alpha	N of Items
.803	4

```
RELIABILITY
  /VARIABLES=TA1 TA2 TA3 TA4
  /SCALE('ALL VARIABLES') ALL
  /MODEL=ALPHA.
```

Reliability

Notes		
Output Created		22-MAY-2026 15:40:12
Comments		
Input	Active Dataset	DataSet2
	Filter	<none>
	Weight	<none>
	Split File	<none>
	N of Rows in Working Data File	180
	Matrix Input	
Missing Value Handling	Definition of Missing	User-defined missing values are treated as missing.
	Cases Used	Statistics are based on all cases with valid data for all variables in the procedure.
Syntax		RELIABILITY /VARIABLES=TA1 TA2 TA3 TA4 /SCALE('ALL VARIABLES') ALL /MODEL=ALPHA.

Resources	Processor Time	00:00:00.00
	Elapsed Time	00:00:00.00

Scale: ALL VARIABLES

Case Processing Summary

		N	%
Cases	Valid	180	100.0
	Excluded[a]	0	.0
	Total	180	100.0

a. Listwise deletion based on all variables in the procedure.

Reliability Statistics

Cronbach's Alpha	N of Items
.803	4

```
RELIABILITY
  /VARIABLES=EM1 EM2 EM3 EM4
  /SCALE('ALL VARIABLES') ALL
  /MODEL=ALPHA.
```

Reliability

Notes		
Output Created		22-MAY-2026 15:41:02
Comments		
Input	Active Dataset	DataSet2

	Filter	<none>
	Weight	<none>
	Split File	<none>
	N of Rows in Working Data File	180
	Matrix Input	
Missing Value Handling	Definition of Missing	User-defined missing values are treated as missing.
	Cases Used	Statistics are based on all cases with valid data for all variables in the procedure.
Syntax		RELIABILITY /VARIABLES=EM1 EM2 EM3 EM4 /SCALE('ALL VARIABLES') ALL /MODEL=ALPHA.
Resources	Processor Time	00:00:00.00
	Elapsed Time	00:00:00.00

Scale: ALL VARIABLES

Case Processing Summary

		N	%
Cases	Valid	180	100.0
	Excluded[a]	0	.0
	Total	180	100.0

a. Listwise deletion based on all variables in the procedure.

Reliability Statistics

Cronbach's Alpha	N of Items
.868	4

```
RELIABILITY
  /VARIABLES=ICT1 ICT2 ICT3 ICT4
  /SCALE('ALL VARIABLES') ALL
  /MODEL=ALPHA.
```

Reliability

Notes		
Output Created		22-MAY-2026 15:41:31
Comments		
Input	Active Dataset	DataSet2
	Filter	<none>
	Weight	<none>
	Split File	<none>
	N of Rows in Working Data File	180
	Matrix Input	
Missing Value Handling	Definition of Missing	User-defined missing values are treated as missing.
	Cases Used	Statistics are based on all cases with valid data for all variables in the procedure.
Syntax		RELIABILITY /VARIABLES=ICT1 ICT2 ICT3 ICT4 /SCALE('ALL

		VARIABLES') ALL /MODEL=ALPHA.
Resources	Processor Time	00:00:00.00
	Elapsed Time	00:00:00.00

Scale: ALL VARIABLES

Case Processing Summary

		N	%
Cases	Valid	180	100.0
	Excluded[a]	0	.0
	Total	180	100.0

a. Listwise deletion based on all variables in the procedure.

Reliability Statistics

Cronbach's Alpha	N of Items
.839	4

```
RELIABILITY
  /VARIABLES=TCB1 TCB2 TCB3 TCB4 TCB5
  /SCALE('ALL VARIABLES') ALL
  /MODEL=ALPHA.
```

Reliability

Notes		
Output Created		22-MAY-2026 15:41:57
Comments		
Input	Active Dataset	DataSet2
	Filter	<none>
	Weight	<none>

	Split File	<none>
	N of Rows in Working Data File	180
	Matrix Input	
Missing Value Handling	Definition of Missing	User-defined missing values are treated as missing.
	Cases Used	Statistics are based on all cases with valid data for all variables in the procedure.
Syntax		RELIABILITY /VARIABLES=TCB1 TCB2 TCB3 TCB4 TCB5 /SCALE('ALL VARIABLES') ALL /MODEL=ALPHA.
Resources	Processor Time	00:00:00.00
	Elapsed Time	00:00:00.00

Scale: ALL VARIABLES

Case Processing Summary

		N	%
Cases	Valid	180	100.0
	Excluded[a]	0	.0
	Total	180	100.0

a. Listwise deletion based on all variables in the procedure.

Reliability Statistics

Cronbach's Alpha	N of Items
.863	5

CORRELATIONS

/VARIABLES=Administrative_Capacity Taxpayer_Awareness Perceived_Fairness Enforcement_Mechanisms

ICT_Utilization Taxpayer_Compliance

/PRINT=TWOTAIL NOSIG FULL

/MISSING=PAIRWISE.

Correlations

Notes		
Output Created		22-MAY-2026 15:49:17
Comments		
Input	Active Dataset	DataSet2
	Filter	<none>
	Weight	<none>
	Split File	<none>
	N of Rows in Working Data File	180
Missing Value Handling	Definition of Missing	User-defined missing values are treated as missing.
	Cases Used	Statistics for each pair of variables are based on all the cases with valid data for that pair.
Syntax		CORRELATIONS /VARIABLES=Administrative_Capacity Taxpayer_Awareness Perceived_Fairness Enforcement_Mechanisms ICT_Utilization Taxpayer_Complianc

		e /PRINT=TWOTAIL NOSIG FULL /MISSING=PAIRWISE.
Resources	Processor Time	00:00:00.03
	Elapsed Time	00:00:00.03

Correlations

		Administrative_Capacity	Taxpayer_Awareness	Perceived_Fairness	Enforcement_Mechanisms	ICT_Utilization	Taxpayer_Compliance
Administrative_Capacity	Pearson Correlation	1	-.043	.001	.094	.079	.334**
	Sig. (2-tailed)		.569	.990	.209	.293	.000
	N	180	180	180	180	180	180
Taxpayer_Awareness	Pearson Correlation	-.043	1	-.017	-.016	.040	.171*
	Sig. (2-tailed)	.569		.817	.828	.598	.022
	N	180	180	180	180	180	180
Perceived_Fairness	Pearson Correlation	.001	-.017	1	-.016	.039	.188*
	Sig. (2-tailed)	.990	.817		.829	.605	.012
	N	180	180	180	180	180	180
Enforcement_Mechanisms	Pearson Correlation	.094	-.016	-.016	1	-.013	.287**
	Sig. (2-tailed)	.209	.828	.829		.867	.000
	N	180	180	180	180	180	180
ICT_Utilization	Pearson Correlation	.079	.040	.039	-.013	1	.246**
	Sig. (2-tailed)	.293	.598	.605	.867		.001

	N	180	180	180	180	180	180
Taxpayer_Compliance	Pearson Correlation	.334**	.171*	.188*	.287**	.246**	1
	Sig. (2-tailed)	.000	.022	.012	.000	.001	
	N	180	180	180	180	180	180

**. Correlation is significant at the 0.01 level (2-tailed).

*. Correlation is significant at the 0.05 level (2-tailed).

```
REGRESSION
  /MISSING LISTWISE
  /STATISTICS COEFF OUTS R ANOVA COLLIN TOL
  /CRITERIA=PIN(.05) POUT(.10)
  /NOORIGIN
  /DEPENDENT Taxpayer_Compliance
  /METHOD=ENTER Administrative_Capacity Taxpayer_Awareness Perceived_Fairness
    Enforcement_Mechanisms ICT_Utilization.
```

Regression

Notes		
Output Created		22-MAY-2026 15:57:34
Comments		
Input	Active Dataset	DataSet2
	Filter	<none>
	Weight	<none>
	Split File	<none>
	N of Rows in Working Data File	180
Missing Value Handling	Definition of Missing	User-defined missing values are treated as missing.
	Cases Used	Statistics are based

		on cases with no missing values for any variable used.
Syntax		REGRESSION /MISSING LISTWISE /STATISTICS COEFF OUTS R ANOVA COLLIN TOL /CRITERIA=PIN(.05) POUT(.10) /NOORIGIN /DEPENDENT Taxpayer_Compliance /METHOD=ENTER Administrative_Capacity Taxpayer_Awareness Perceived_Fairness Enforcement_Mechanisms ICT_Utilization.
Resources	Processor Time	00:00:00.03
	Elapsed Time	00:00:00.03
	Memory Required	5968 bytes
	Additional Memory Required for Residual Plots	0 bytes

Variables Entered/Removed[a]

Model	Variables Entered	Variables Removed	Method
1	ICT_Utilization, Enforcement_Mechan	.	Enter

	isms, Perceived_ Fairness, Taxpayer_ Awareness , Administrat ive_Capaci ty[b]		
a. Dependent Variable: Taxpayer_Compliance			
b. All requested variables entered.			

Model Summary

Mod el	R	R Square	Adjusted R Square	Std. Error of the Estimate
1	.543[a]	.295	.274	.2701

a. Predictors: (Constant), ICT_Utilization, Enforcement_Mechanisms, Perceived_Fairness, Taxpayer_Awareness, Administrative_Capacity

ANOVA[a]

Model		Sum of Squares	df	Mean Square	F	Sig.
1	Regressi on	5.305	5	1.061	14.545	.000[b]
	Residual	12.694	174	.073		
	Total	17.999	179			

a. Dependent Variable: Taxpayer_Compliance

b. Predictors: (Constant), ICT_Utilization, Enforcement_Mechanisms, Perceived_Fairness, Taxpayer_Awareness, Administrative_Capacity

Coefficients[a]

Model		Unstandardized Coefficients		Standardized Coefficients			Collinearity Statistics	
		B	Std. Error	Beta	t	Sig.	Tolerance	VIF
1	(Constant)	2.355	.308		7.657	.000		
	Administrative_Capacity	.167	.036	.299	4.662	.000	.983	1.018
	Taxpayer_Awareness	.123	.043	.183	2.867	.005	.996	1.004
	Perceived_Fairness	.094	.032	.187	2.928	.004	.998	1.002
	Enforcement_Mechanisms	.140	.034	.268	4.184	.000	.990	1.010
	ICT_Utilization	.129	.039	.211	3.297	.001	.990	1.010

a. Dependent Variable: Taxpayer_Compliance

Collinearity Diagnostics[a]

Model	Dimension	Eigenvalue	Condition Index	Variance Proportions					
				(Constant)	Administrative_Capacity	Taxpayer_Awareness	Perceived_Fairness	Enforcement_Mechanisms	ICT_Utilization
1	1	5.909	1.000	.00	.00	.00	.00	.00	.00
	2	.031	13.802	.00	.04	.00	.77	.16	.00
	3	.023	16.113	.00	.12	.03	.09	.70	.09
	4	.019	17.573	.00	.68	.19	.04	.00	.08
	5	.014	20.360	.00	.03	.40	.00	.02	.62
	6	.003	41.172	1.00	.14	.37	.11	.13	.20

a. Dependent Variable: Taxpayer_Compliance