

Addis Ababa University
Faculty of Medicine, School of Public Health



***Magnitude of Sexual Abuse among Male High School
Students in Addis Ababa***

By

Rahel Tesfaye (Bs.c)

Advisor

Dr. Negussie Deyessa (M.D, MPH)

**A Thesis Submitted to the School of Graduate Studies of Addis Ababa
University in Partial Fulfillment for the Degree of
Master of Public Health**

July 2009

Addis Ababa

Addis Ababa University

Faculty of Medicine

School Of Public Health

***Magnitude of Sexual Abuse among Male High School
Students in Addis Ababa***

By

Rahel Tesfaye (Bs.c)

School of Public Health, Faculty of Medicine, Addis Ababa University

Approved by examining board

Chairman Dept. graduate Committee

Signature

Advisor

Signature

Examiner

Signature

ACKNOWLEDGMENT

First and for most I would like to express my deepest gratitude to my adviser Dr Negussie Deyessa for his unreserved assistance during whole work of the thesis.

My special thanks also go to Addis Ababa University School of Public for financial support and for giving this opportunity. Most importantly, I am grateful to the directors, unit leaders and supervisors for their giving their time.

Last but not least I am happy to appreciate the study participants for their response and giving their time to complete questionnaires and I would like to extend my special thanks to my family and friends for their moral support.

“Above and over I praised God for his priceless help “

Table of contents

	Page
ACKNOWLEDGMENT.....	I
TABLE OF CONTENTS.....	II
LIST OF TABLES.....	IV
LIST OF FIGURE.....	V
ABSTRACT.....	VI
1. INTRODUCTION	1
2. LITERATURE REVIEW	4
2.1 Magnitude of sexual coercion.....	4
2.2 Factors that contribute to sexually abuse of males	5
2.3 Consequence of sexual Coercion.....	7
3. OBJECTIVES.....	9
3.1 General objective	9
3.2 Specific objectives	9
4. METHODS AND MATERIALS.....	10
4.1 STUDY AREA	10
4.2 Study Design.....	10
4.3 Study population	10
4.4 Sample size and sampling.....	11
4.4.1. Sample size determination.....	11
4.4.2 Sampling procedures.....	12
Schematic presentation of sampling procedure	13
4.5 Data collection instrument	14
4.6 Data quality assurance	14
4.7 Data processing and analysis	15
4.8 Ethical consideration.....	15
4.9 Operational definitions.....	16
5. RESULT	17
5.1 Socio- demographic characteristics	17
5.2 Parental characteristics.....	19
5.3 Reported sexual history and reason for sexual initiation	21
5.4 substance use of the respondents	24

5.5 Prevalence of sexual abuse of boys	25
5.6 Reported outcome of completed rape.	29
5.7 Socio- demographic correlates of sexual abuse of boys	30
5.8 Sexual related factors.....	32
5.9 Risk factors of sexual abuse.....	33
6. DISCUSSION.....	35
7. STRENGTH AND LIMITATION	38
8. CONCLUSION	39
9. RECOMMENDATIONS.....	40
10. REFERENCE.....	41
11. ANNEXES	43
Annex 1	43
A.Information sheet.....	43
B. Consent form.....	44
Annexe. 2	45
Survey Questionnaire.....	45

.

List of tables

	Page
Table 1: Socio-demographic characteristics of male High Schools Students Addis Ababa, June, 2009.....	18
Table 2 Socioeconomic characteristics of the respondent's family of male high school students, Addis Ababa ,June, 2009	20
Table 3 Reported sexual history among male high school students of Addis Ababa,June, 2009..	22
Table 4 Distribution of substance use behavior among respondents male high school students Addis Ababa, June, 2009	24
Table 5 Life time and 12 months prevalence of sexual coercion among male high school students Addis Ababa, June, 2009	26
Table 6 Perpetuator and condition during rape of male high school students of Addis Ababa, June, 2009.....	28
Table 7 Comparison of life time completed rape and sexual coercion by Socio- demographic characteristics of the subject and their parents of male student Addis Ababa, June, 2009 ..	31
Table 8 Factor related to rape and sexual coercion among respondents of male high school students, Addis Ababa, June, 2009.	32
Table 9: Comparison of factors by sexual abuse of male high school students, Addis Ababa, June, 2009.....	34

LIST OF FIGURE

	Page
Fig 1 Schematic presentation of sampling procedure	13
Fig 2 Reason for sexual initiation of sexually active respondents of male high school students, Addis Ababa, June, 2009	23
Fig 3 Reported reason of rape victims of male high school students Addis Ababa,	27
June 2009	27
Fig. 4 Reported consequence of victims of sexual abuse boys, Addis Ababa, June, 2009	29

Abstract

Background: sexual abuse as including any of the following acts committed by an adult or under: attempted or completed sexual intercourse (i.e., oral, anal, vaginal); touching, kissing, or rubbing up ; exhibiting their body parts ; or having the view any type of sex act

Objective: To determine the magnitude, contributing factors and the health consequence of sexual abuse among male high school students Addis Ababa city administration .

Methodology: A cross-sectional descriptive study involving 884 randomly selected students among 9 Addis Ababa high schools was conducted in March 2009. Pre-tested questionnaire was used to collect data, which was entered and cleaned using EPI version 6 statistical packages and analysis of data was done using SPSS for windows, odds ratio with 95% confidence interval was made, and for independent variables that have borderline association with the dependent variable entered to a model to look for confounding effect.

Results: As this study indicates, sexual abuse of boy students in Addis Ababa is common with a life time prevalence of rape and sexual harassment of 4.3%, and 68.2%, respectively. The chance of experiencing sexual coercion was higher among students who live alone (AOR = 2.87; 95% CI; 1.07, 7.66) and among students who live with others (AOR =1.80; 95% CI = 1.04, 3.11) than students living with both. Similarly, the odds of experiencing rape in their life time was higher among students who live with others (Adj OR=2.20; 95% CI; 1.04, 4.68) than those who live with their biological parents.

Conclusion and recommendation: Sexual abuse of boys is associated with those living alone or living out side their parents. Considering these findings, providing information, education and counseling service of students living outside their real biological parents is important.

1. INTRODUCTION

The definition of sexual abuse varies among researchers(1), and has led to much controversy. sexual abuse as including any of the following acts committed by an adult or under: attempted or completed sexual intercourse (i.e., oral, anal, vaginal); touching, kissing, or rubbing up ; exhibiting their body parts ; or having the view any type of sex act(2).

There have been relatively fewer studies done on sexual abuse of boys, leading to inadequate knowledge about the facts but sexual abuse of girls has been widely studied, leading to awareness of the risk factors and prevalence.

Underreporting is a result of many issues (3) , boys are less likely than girls to report sexual abuse because of fear, the social stigma against homosexual behavior, the desire to appear self-reliant (boys grow up believing that they should not allow themselves to be harmed or talk about painful experiences) (3),and evidence suggests that one in every three incidents of child sexual abuse are not remembered by the adults who experienced them, and that the younger the child was at the time of the abuse, and the closer the relationship to the abuser, the more likely one is that the child will not be able to recall the event.

Family factors may also contribute to an increase in risk ,these factors include living with only one or neither parent; parental divorce or remarriage and parental alcohol abuse (1). Sexual abusers of boys tend to be males who are known by the victim but unrelated to the victim they tend to abuse the child outside the home and involve some form of penetration (1, 3). Females can also be the abusers (boys are more likely than girls to be abused by a female) (3) and tend to use persuasion rather than force or the threat of force, threats of physical force or actual force are more common with male perpetrators and older victims (1) .

Any boy across the sociodemographic spectrum can be a victim of sexual abuse especially younger boys younger than thirteen years of age are at higher risk for sexual abuse.

Sexual abuses against boys are likely to be underestimating due to differences in the definitions used and populations studied. Some of the available studies have a high degree of subjectivity, poor sampling techniques, and poor designs. The prevalence estimates vary widely (ranging from 4%-76%) (1) .

Approximately one in six boys abused before the age of 16.2 years (1, 3) . World Health Organization also estimates that overall prevalence of sexual violence to be 25 percent for girls and 8 percent for boys(3).

In the 1999 Regional Office consultative meeting, participants from 28 countries representing all the African sub-regions reported that sexual abuse is a serious concern in their countries(4) , there is an enormous burden of sexual violence and harassment in secondary schools, with both boys and girls experiencing some form of sexual abuse (5).

Sexual abuse of boys can result in physical, psychological and social problem, and the consequence can be immediate as constraining their educational performance, risk to Human Immune Deficiency Virus (HIV), Sexual Transmitted Diseases (STD) and the late consequence could be social isolation, fear, phobia and hopelessness.

In most Ethiopian cultures, sex is something that is not discussed openly due to the taboo nature of the issue in the traditional cultures, beliefs and public attitude. The extent of rape was not statistically evident on all over the country but there are few unpublished studies conducted by Forum on Street Children-Ethiopia (FSCE) ,a two years reported data of all sub-cities of Addis Ababa from the police in the number of male victims of rape cases indicated that there were an increasing number of reported cases (6).

RATIONAL OF THE STUDY

Researches about the problem of sexual abuse of male and magnitude of the problem in our country didn't exist much and our knowledge of the problem is very limited ,therefore it is very important to break the silence surrounding sexual abuse of male to increase awareness and ultimately to initiate activities to assist abused boys. So there is a need to carry out a study in selected areas of high schools in the city of Addis Ababa that aims at assessing the magnitude of the problem of sexually abused male ,to explore contributing factor and it's consequence on health with especial emphasis on answering the idea, that abused boys and girls equally deserve support and assistance.

2. LITERATURE REVIEW

2.1 Magnitude of sexual coercion.

Most sexually abuse victims never report the crime. They move into adulthood with a broken heart and low self esteem but now a number of reports are rising each year due to better public education and many key developments in law enforcement have made it easier to deal with victims and their families with greater understanding to ask for help(7).

Young men, like women, report experiencing a variety of coercive behaviors, ranging from unwanted sexual touch, verbal intimidation, unwanted kiss to completed rape(8).

In the world health report 2002, prevalence estimates of sexual abuse were reported from 39 countries and the data varied considerably among countries, the prevalence of non-contact abuse for females was 6% and contact abuse for female 11%, This prevalence of all categories combined for males, was about 2% (9). A study done in America by Commonwealth Fund Survey of the Health of Adolescent Girls, they found that of sexually abused children from grades nine through twelve, 48% of the boys and 29% of the girls had told no one about the abuse not even a friend or sibling(7), and one out of three females and one out of five males have been victims of sexual abuse (5).

In a case study from Nigeria, while 15 per cent of young females and 8 per cent of young males reported to experience a forced penetrative sexual abuse, 27 % and 10 % of the females and boys respectively, reported to experience attempted rape, and 44 %of the females and 23 % of the males reported unwanted sexual touch (10). Although sexual abuse in South Africa schools is endemic, two out of five male reported that they have been experienced to sexual abuse(11).

In Ethiopia sexual abuse against males is a major unrecognized problem that is surrounded by a culture of silence and stigma. However sexual abuse against males is increasingly being recognized as a crime, Medias, police report and clinical records are possible sources of routine information. . The extent of rape was not statistically evident on all over the country. A study conducted in 2006 by Save the Children Norway has alarmingly revealed that out of the total 237 sexually abused children in Addis Ababa, 47 (22 %) were male victims(12).

2.2 Factors that contribute to sexually abuse of males

The increasing occurrence of sexual abuse of male is attributable to wide range of factors that could be related to social, cultural, environmental and economic issue. Some of the major factor that contributes to sexual abuses are:

The influence of pornography

The number of victims of childhood sexual abuse grows each year. This crime is directly related to the growth of pornography on the Internet; there are many pornographic Bulletin Services, CD-ROM's and live action pornographies. Studies conducted by various organizations have shown that pornography is extremely influential in the actions of sex of its uses. According to researchers reveals that, roughly 33% of girls and 14% of boys are exposed before the age of 18 for pornography and 77% of child boys and 87% of child girls admitted imitating the sexual behavior they had seen in pornography(13).

Substance use

Addiction to alcohol, chat and various drugs are the major contributing factor to increase the prevalence of sexual abuse of male (6). As shown in some study, chat rooms have become the "playgrounds" of the century by posing on-line pornography, once an on-line relationship is

established, then the language becomes sexually explicit, and various drugs for the purpose of sedating them used for abuse(13).

Physical proximity: Close physical proximity of children ,sharing of rooms & beds will make them accessible to one another's genitals (6).

Vulnerable settings Neglected children such as; orphan, street children, physically and mentally handicapped children , displaced children due to war and famine are one at higher risk of sexual abuse(6) .It is because they are less skilled to assert and defend themselves during difficult circumstances (13).

Abuse history

The vicious circle of sexual abuse of male children as a major threat for children .Those grown up individuals who were abused as children are more likely to abuse younger male children in the same way they were abused. (6).

Difficulties of families to meet parental responsibilities

The responsibilities are not confined to reproduction and socialization but also it includes psychological and emotional support, spirituality and social security, a sense of belonging. It is present largely within the family that character is formed and learned (14).

Poverty

In the African Region, economic poverty , armed conflicts and the breakdown of family and social systems are the main risk factors, in such circumstances human life has little value and children become the main victims for abuse and it open the doors for child labor, child trafficking & child prostitution (1).

2.3 Consequence of sexual Coercion.

Studies have indicated that sexually abused boys and girls have significantly more emotional and behavioral problems, suicidal thoughts and attempts than their non-abused counterparts(15). In addition, it seems that the experience of sexual abuse has more severe and complex consequences for boys than for girls in respect to emotional and behavioral problems (extreme use of alcohol and drugs, aggressive/criminal behavior, and sexual risk taking) (16) . It was found that female adolescents tend to engage in internalizing behaviors while male's adolescents engage in externalizing behaviors(17). The outcomes of sexual abuse of boys can fall into three main categories(1):

1. Physical

Physical signs of abuse may not exist and are usually found within a short time period after the incident. These physical sequel may include anal redness, abrasions, and lacerations, evidence of sperm and hemorrhage (18).

2. Psychological

Some of the psychological consequences of sexually abused boys are psychological distress posttraumatic stress disorder, depression, anxiety , and borderline personality disorders (15).

3. Social

Anti-social personality disorder with symptoms of anger, aggressive behavior, poor self-image, substance abuse, sexually related problems like sexual dysfunction, hyper sexuality, sexually aggressive behavior, and confused sexual identity are some of the consequences. These outcomes may result in range of problem that include , poor school performance, running away from home, legal trouble, rejection by family and society, poor parenting and abusive behavior in later life (16).

2.4 Policy and legal implication in Ethiopia

In 2006, the Ethiopian government issued a National Plan of Action on Sexual Abuse and Exploitation of Children. The plan of action has the overall goal of improving the realization of the rights of all Ethiopian children to be protected from sexual abuse and labor exploitation. It also improves Ethiopian children rights of having access to legal, psychosocial and medical services as well as information necessary for their protection and rehabilitation (19). A study done in Addis Ababa by Forum on Street Children-Ethiopia has shown that , the establishment of courts for protecting children from offenders coupled with child protection units operating in the ten sub-cities is also an important result of the advocacy works of child centered organizations like “Zema Lhiwot “ (6).

Despite such encouraging efforts, the capacity of the justice system needs much more improvement. Long delay of court cases, limited logistics capacity of the child protection units are some of the problems. The legal system does not provide efficient mechanism for the collection of consistent, adequate and reliable data about sexual abuse of boys. The public also lacks awareness on how and where to report some of the challenges which often complicated the process. Majority of cases of sexual abuse reported in Ethiopia are reported to be more girls than boys. (6).

3. OBJECTIVES

3.1 General objective

To determine the magnitude, contributing factors and the health consequence of sexual abuse among male high school students in Addis Ababa city administration.

3.2 Specific objectives

- To determine the prevalence of sexual abuse of boys
- To explore contributing factors of sexual abuse of boys.
- To assess the health consequence of sexual abuse

4. Methods and materials

4.1 Study area

The study was conducted in Addis Ababa, the capital city of Ethiopia. Based on the 2007 preliminary national Census, Addis Ababa had a population of 2,738,248 of which 47.6 % are males (20). According to Addis Ababa City Administration Education Bureau, in the year 2001 EC, the total number of schools in Addis Ababa was 561, of which 465 were primary and 96 were secondary schools. Of the total secondary schools, 57 are senior secondary schools (Preparatory) (Grade 11-12). Ten secondary schools are owned by the government, 28 by private and the remaining 19 were owned by non-governmental organization including missionaries and religious organizations. The total number of students in all senior secondary school was 49,038 of which 24,158 (49.3%) are males (21).

4.2 Study Design

School based descriptive cross-sectional study design was conducted among randomly selected high school students to determine the magnitude, the health consequence, contributing factors of sexual abuse of boys among male high school students

4.3 Study population

Source Population

The source populations were all secondary school students found in Addis Ababa city administration.

Study Population Male students who were registered as regular students in the selected senior secondary schools and who fulfill the inclusion criteria.

Inclusion Criteria

- Regular senior secondary schools students,
- Those students of Grade-11 and Grade-12
- Only boys of age 18 years and above
- Students who were present in the school on the day of the administration of the questioner

Exclusion Criteria

- Foreign community schools
- Individual students who are not able to complete the questionnaire without assistance due to visually impaired, language barrier
- Students unwilling to participate in the study

4.4 Sample size and sampling

4.4.1. Sample size determination

To estimate the minimum number of students required for the study, the formula to estimate a single population proportion was used. Since sexual abuse among boys is unknown, a maximum prevalence estimate of 50%, at 95% certainty, and ± 5 % differences between the sample and the population was made. Similarly since the sampling technique is multi-stage having a cluster sampling, design effect of 2 times of the estimated sample was used. As a self administrated form of data collection and sensitivity of the issue, 15% of the estimated sample was added. Based on these assumptions, a total of **884** students were taken for the study

$$n = \frac{[(Z\alpha/2)^2 * P (1-p)]}{(d)^2}$$

Where:

- n = the required minimum sample size
- $Z\alpha/2$ = critical value at 95% confidence level of certainty (1.96)
- p = is an estimate of the prevalence rate taken as 50%
- d = Absolute precision level of (5%) = 0.05

The calculated sample size= 384 and non response rate (15%) =58 (384+58=442)

Design effect = (442*2) =884

4.4.2 Sampling procedures

Multi-stage sampling technique was used for the procedure of selection of schools and students. The first stage was stratifying of the schools by ownership type, and accordingly list of government, privately owned schools and other schools was made. Using simple random sampling 3 senior secondary high schools from each strata were selected. The second stage of sampling was clustering of the selected schools by class room. Within the selected schools, cluster of class rooms were selected using simple random sampling, and all eligible male students were participants of the study, (Figure 4). Probability to population size was calculated for each selected school to give the total calculated sample size using the following formula.

$$n_j = \frac{N_j}{N} * n$$

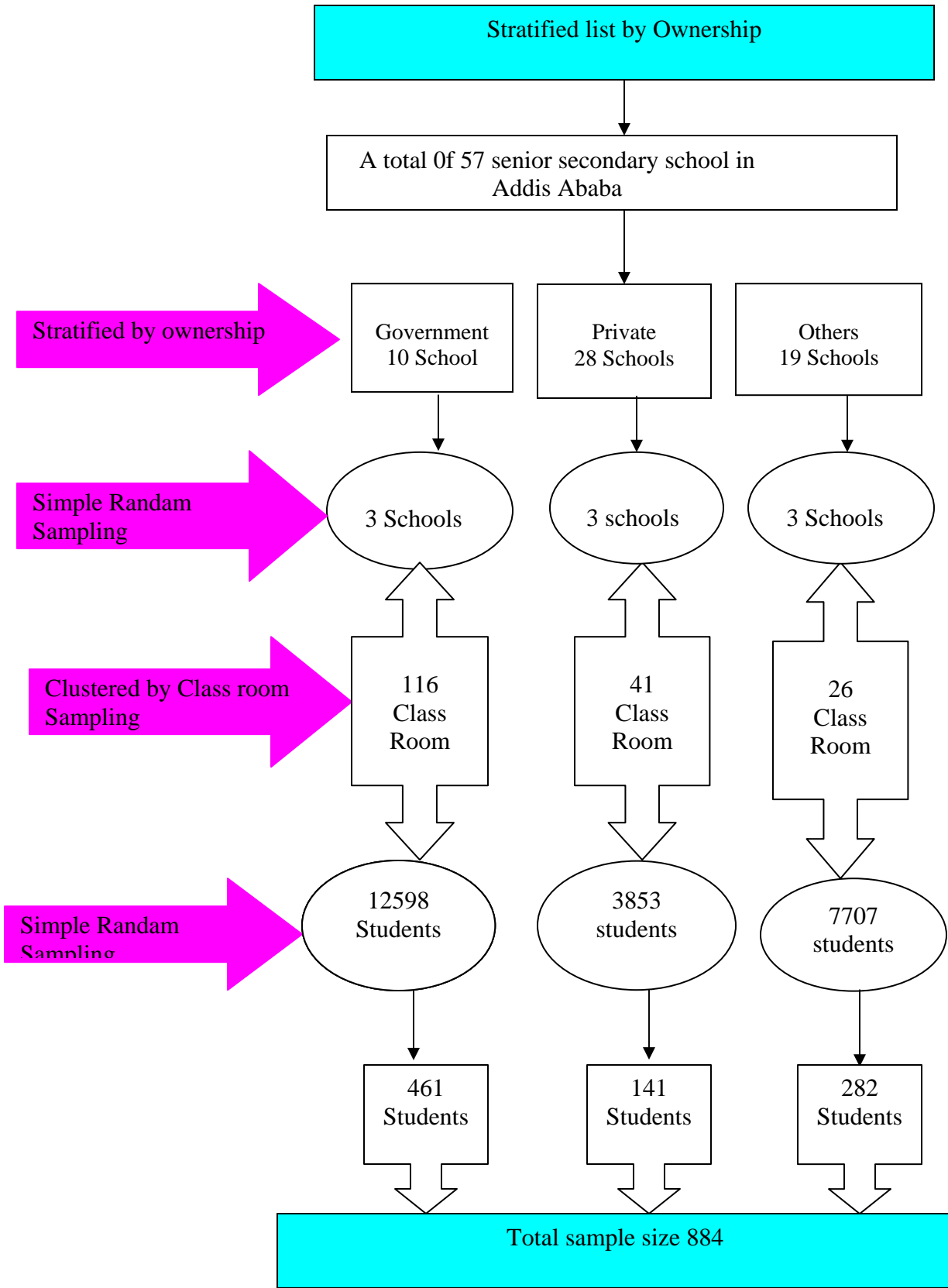
Where:- n_j is the sample size of j^{th} stratum

- $n = n_1 + n_2 + n_3 + \dots + n_k$ is the total sample size

- N_j is population size of the j^{th} stratum

- $N = N_1 + N_2 + \dots + N_k$ is the total population

Fig 1 Schematic presentation of sampling procedure



4.5 Data collection instrument

A structured questionnaire adopted from the WHO multi-country questionnaire on violence against women and other internationally developed questionnaire on sexuality was used. The questionnaire also was made to measure socio-demographic, socio-economic characteristics and other relevant areas to assess possible determinants of sexuality. The questionnaire was developed in English and translated to Amharic (local) language and back to English to see for its consistency. The final questionnaire was Amharic version. As a self administered questionnaire, the questions were made as simple as possible to be answered easily

4.6 Data quality assurance

To ensure the quality of data, the questionnaire was undergoing two stages of pre-testing in the same setup having similar age group as the target group, but in non-selected senior secondary schools. Vague questions, difficult to be answered by most of the students gave high emphasis and were corrected accordingly. Nine supervisors having diploma and above were recruited and trained on ethical issue, confidentiality, self administered data collection technique and facilitation of the study. Sitting arrangement of the male student was considered maintaining confidentiality (one student taking a single seat and not use of identifiers). To decrease incompleteness of the questionnaire due to stigma from answering some sensitive questions, no names were included; similarly the collected data placed in a collecting box after it is put on a post. Each completed questioner was checked immediately after return to ascertain all the questions have been answered consistently. The information entered was rechecked in 10% of randomly selected respondents.

4.7 Data processing and analysis

After sorting data and performing quality control for completeness and consistency, data was coded and entered in to computers and validated for consistency using EPI version 6 statistical packages and analysis was done using SPSS version for windows. After completion of data entry, it was cleaned using tabulation, frequency and sorting for outliers and accidentally entered data. Analysis of data was made by tabulation of the dependent variable against the independent variables. Statistical test using odds ratio and 95% confidence interval was made, and for independent variables that have borderline association with the dependent variable entered to a model to look for confounding effect in a binary logistic regression. Finally results were presented using frequency tables, ratios and figures as appropriate.

4.8 Ethical consideration

Ethical approval of the study was obtained from School of Public Health ethical and publication office as well as from Institutional Review Board (IRB) of Addis Ababa University Medical Faculty. Officials at different levels were contacted, and permission was secured. The study followed the WHO ethical and safety guidelines for researches on sexuality. Informed consent was obtained from participants in the study. Names and identifiers were removed from the questionnaire to assure the confidentiality of the response. In addition students were asked not to sign on the consent form but mark (X) to confirm their decision on participation. A counselling service was provided for those who demand to obtain the services by counselling institution, which is a local non governmental organization that works specifically with sexual abuse which is present in Addis Ababa with different branches. An experienced counsellor was recruited from the counselling institution to assist during the data collection period.

4.9 Operational definitions

Sexual abuse...sexual abuse is any form of non-consensual physical contact .It includes rape or any Sexual conduct with a person

Rape... defines as "being subjected to unwanted sexual intercourse, oral sex, anal sex, or other sexual contact through the use of force or threat of force." Rape may be heterosexual (involving members of opposite sexes) or homosexual (involving members of the same sex)

Sexual coercion...in our study is "the act of forcing (attempting to force) another individual to engage in sexual behavior against his will.

Completed Rape... any non consensual or forced physical penetration of the Vulva or anus

Attempted rape...Attempted rape a trial to have sexual inter course with out consent used force or threat of force in an attempt to make a men have sex.

Sexual Harassment...Any unwanted sexual act and other verbal or physical contact of a sexual nature that makes an individual uncomfortable or intimidated.

Pornography.... defined as a visual depiction of any kind of sexual act including a drawing, Photograph, film, video, or computer-generated image or picture.

Perpetrator.....Abuser

Victims.....One who was sexually abused

5. RESULT

5.1 Socio- demographic characteristics

A total of 872 male students sampled from 9 governmental and non governmental high schools participated in the study of which 42 respondents were excluded for gross incomplete and inconsistent response and this makes the response rate to go down to 95.2% . Analysis was made based on 830 completed questioners.

About 84% were from government schools .The mean age of the study subjects was 18.66 with standard deviation of 1.06 Years. Educationally, about 56% were from grade 11, and 69% were Orthodox religion followers. About 21.3% and 36.4% were from Oromo and Amhara ethnic group, respectively. And 77 % of the students were living with both their parents while the rest live with their friends, relatives, alone or with others (Table1).

Table 1: Socio-demographic characteristics of male High Schools Students Addis Ababa, June, 2009 (n=830)

Character	No	%
School type		
Government	695	83.7
Private	43	5.2
Religious/Mission	92	11.1
Age		
18	502	60.5
19	189	22.8
≥20	139	16.7
Mean \pm SD	18.66 \pm 1.06	
Educational status		
11 th	461	55.6
12 th	369	44.5
Religion		
Orthodox	573	69.0
Muslim	175	21.1
Protestant	69	8.3
Others	10	1.2
Ethnic		
Oromo	177	21.3
Amhara	302	36.4
Tigray	79	9.5
Gurage	199	24.0
Others	78	8.7
Lives with		
Both parents	635	76.5
Friends	12	1.4
Relative	146	17.6
Alone	28	3.4
Others	9	1.1

5.2 Parental characteristics

About 47.3% and 59.4% of the students reported that their fathers and mothers to be illiterate, respectively. Similarly about two in three came from a family having 5 to 9 members. 62% of the students have parents who are still married while the other one of the three students have divorced /separated parents or both were not alive. (Table.2)

Table 2 Socioeconomic characteristics of the respondent's family of male high school students, Addis Ababa ,June, 2009. (n=830)

Character	No	%
Father		
Illiterate/Read and write	381	47.3
Elementary)	82	10.2
Secondary	106	13.2
Tertiary	236	29.3
Mother		
Illiterate/Read and write	482	59.4
Elementary	97	12.0
Secondary	82	10.1
Tertiary	150	18.5
Family size		
<5	180	22.5
5-9	543	67.8
≥ 10	78	9.7
Mean ±SD	6.16±2.33	
Parent marital status		
Married	503	61.5
Divorced/Separated	89	10.9
Only mother alive	158	19.3
Only father alive	34	4.2
Both of them not alive	34	4.2
Monthly house hold income		
<350	62	7.5
350-600	93	11.2
600-1200	133	16.0
More than 1200 Birr	248	29.9
Don't know	294	35.4

* Sample size varies due to missing responses. Analysis was done for valid cases.

5.3 Reported sexual history and reason for sexual initiation

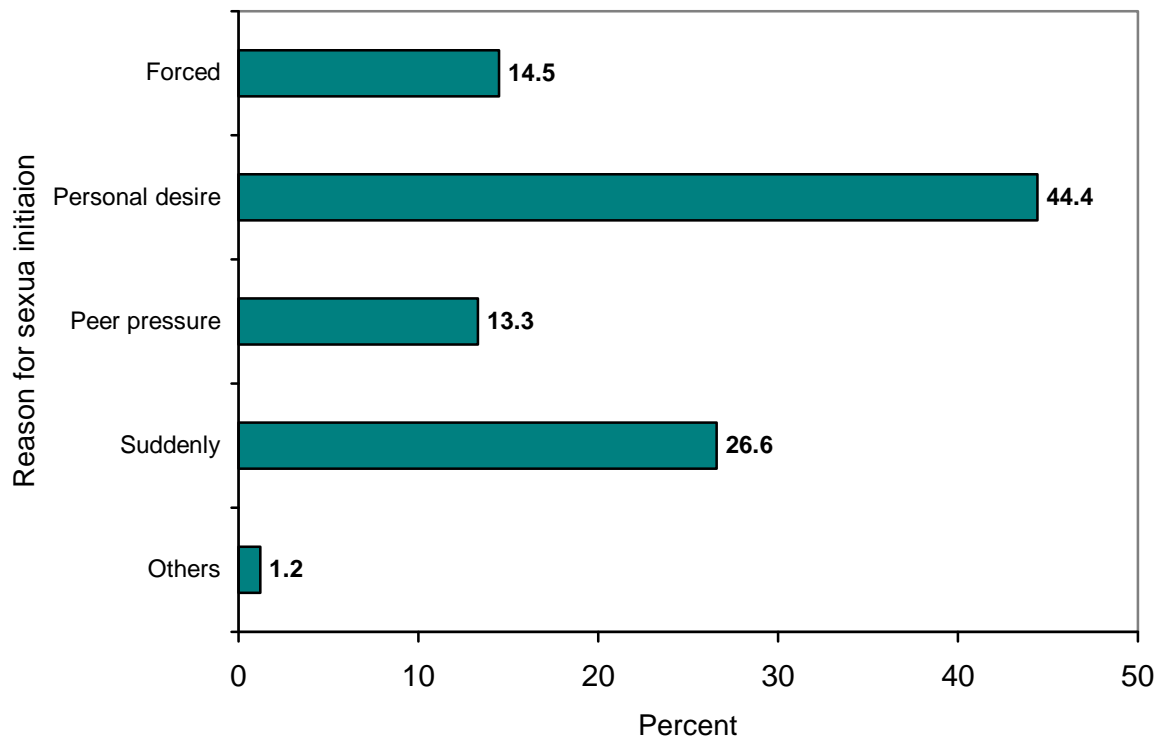
Of the total respondents, 248(29.9%) reported that they were sexually active. The mean age at first sexual intercourse was 16.58 years with a standard deviation of 2.44 years. Two hundred thirty two (93.5%) reported to use sexual intercourse through vaginal intercourses, 12 (5%) and 9 (3.6%) reported to use anal and oral intercourses, respectively. Of all the respondents, 580 (69.9%) reported that watching they were pornography film or internet, and 559 (67.3%) had no discussions about sex with families (Table 3).

As displayed in Figure 1, in response to their initiation to have sex, 110 (44.4%) answered it was due to personal desire, 66 (26.6%) started suddenly, 36 (14.5%) started sex forcedly, 33 (13.3%) initiated sex due to peer influence.

Table 3 Reported sexual history among male high school students of Addis Ababa, June, 2009 (n=830)

Character	No	%
History of ever sex		
Yes	248	29.9
No	582	70.1
Age at first sex (n=248)		
≤14	28	11.3
15-19	205	82.7
≥20	15	6.0
Mean ±SD	16.58 ±2.44	
Type of sexual intercourse (n=248)		
Vaginal sex		
Yes	232	93.5
No	16	6.5
Anal sex		
Yes	12	5.0
No	230	95.0
Oral sex		
Yes	9	3.6
No	239	96.4
Watch pornography		
Yes	580	69.9
No	250	30.1
Discussion with family		
Yes	271	32.7
No	559	67.3

Fig 2 Reason for sexual initiation of sexually active respondents of male high school students, Addis Ababa, June, 2009 (n=248)



5.4 substance use of the respondents

Assessment on risk of personal behavior among the students, revealed that about 102 (12.3%) reported to drink alcohol, 60 (7.2%) to chew khat, 19 (2.3%) to use drug like cannabis and 39 (4.7%) to smoke cigarette (Table 4).

Table 4 Distribution of substance use behavior among respondents male high school students Addis Ababa, June, 2009 (n=830)

Variable	Frequency	Percentage
Alcohol drinking		
Yes	102	12.3
No	728	87.7
Chat chewing		
Yes	60	7.2
No	770	92.8
Drug use like Cannabis		
Yes	19	2.3
No	811	97.7
Cigarettes smoking		
Yes	39	4.7
No	791	95.3

5.5 Prevalence of sexual abuse of boys

In this study, life time prevalence of completed rape among male students was 4.3% with 95% confidence interval between 2.95% and 5.72%. This prevalence in the last 12 months was 5/1000 with 95% CI 0.8 to 11.3 per 1000. Similarly, life time prevalence of sexual harassment experienced by male students was 68.2 % with a 95 % CI ranging between 65.02 % and 71.36 % (Table 5).

When victims of completed rape were asked reasons for the act, majority (15 of the 28), responded that it was because they slept together, and for the 6 of the 28 victims, it was due to use of threatening force (Fig 2).

When victims of rape were requested about the perpetrator, 20 (66.7%) of the perpetrators were known by the victims. Out of the students who experienced rape, for 5 (23.8%) of the victims happened in their own house and for 8 (38.1%), it was in rapist house. Twelve (52.5%) of the victims didn't share the adverse act to any one. Victims of rape were asked why they did not report to any body and keep it secret. Ten (45.5%) did not know what to do for, 6 (27.3%) of the victims, they were frightened of the perpetrator and the remaining reported fear of stigma (Table 6).

Table 5 Life time and 12 months prevalence of sexual coercion among male high school students Addis Ababa, June, 2009

Sexual coercion	N^o	%	95% CI
Completed rape			
Life time	36	4.3	(2.95, 5.72)
12 month	5	0.5	(0.08, 1.13)
Attempted rape			
Life time	72	8.7	(6.76, 10.59)
12 month	14	1.7	(0.81, 2.56)
Harassment			
Life time	566	68.2	(65.02, 71.36)
12 month	178	21.4	(18.65, 24.24)
Sexual coercion			
Life time	77	9.3	(7.30, 11.25)
12 month	14	1.7	(0.81, 2.56)

Fig 3 Reported reason of rape victims of male high school students Addis Ababa, June 2009 (n= 28)

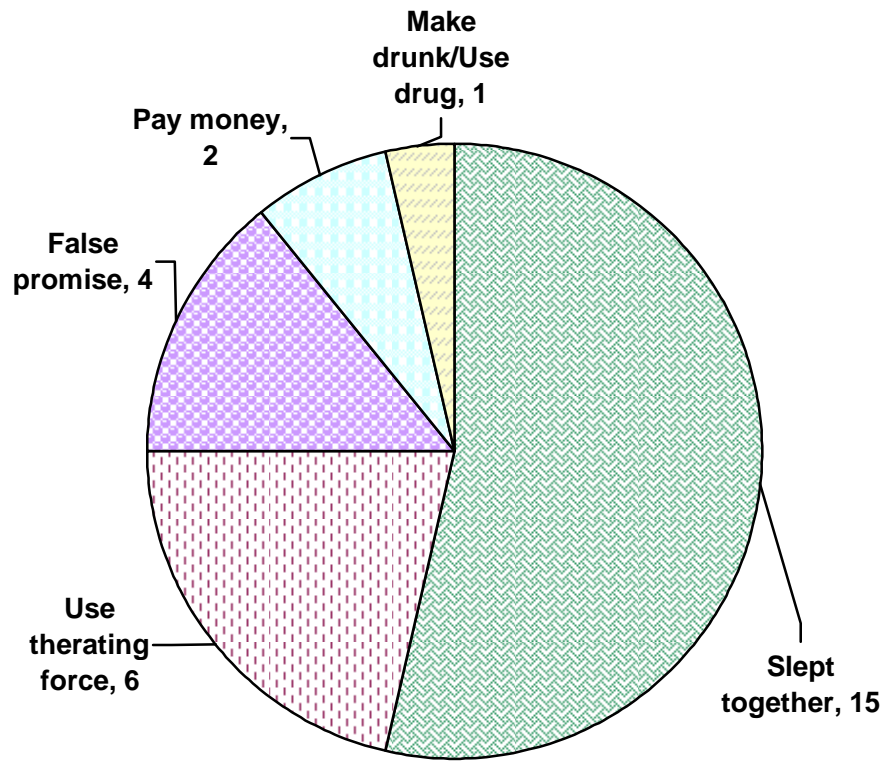


Table 6 Perpetuator and condition during rape of male high school students of Addis Ababa, June, 2009 (n=30)

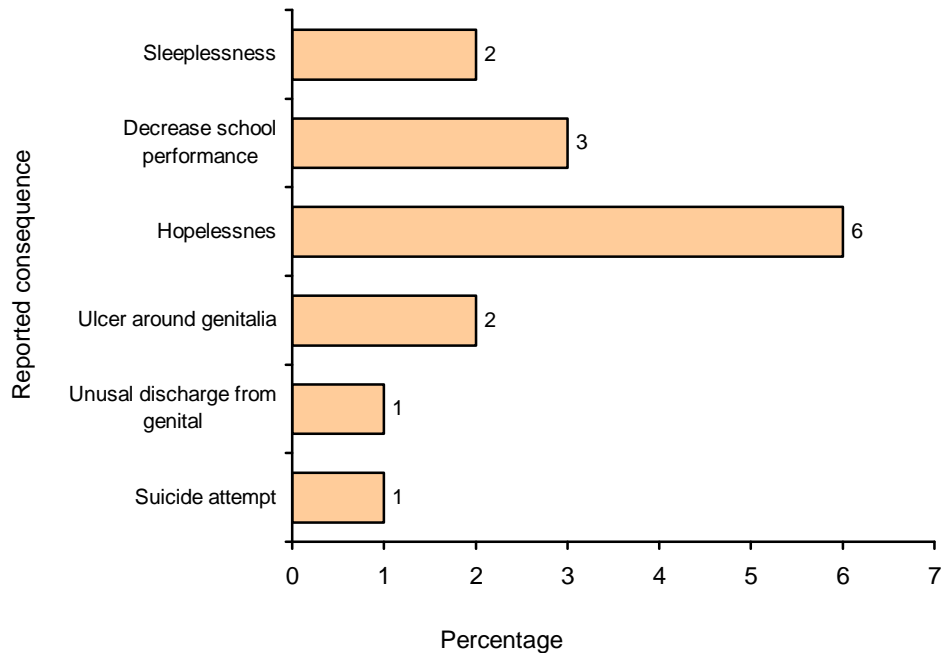
Characteristics	N^o	%
Perpetuators		
Known	20	66.7
Unknown	10	33.3
Place of perpetuator		
In victims house	5	23.8
In rapist house	8	38.1
Hotel	4	19.0
School	4	19.0
Sharing the event to		
No body	12	52.2
Friend	7	30.4
Relatives	3	13.0
Health worker	1	4.0
Reason for not reporting		
Do not know what to do	10	45.5
Afraid of perpetrators	6	27.3
Fearing stigma	5	22.7
Afraid of parents	1	4.5

* Sample size varies due to missing responses. Analysis was done for valid cases.

5.6 Reported outcome of completed rape.

Among the 36 boys who reported to experience completed rape, 6 (37%) had experienced hopelessness and 3 (18.8%) have a sleeping disturbance. Ulcer around genitalia and unusual discharge ulcer was reported by 3 (18.8%) and 1 (6.3%) of the victims, respectively. The victims had also reported to experience a tendency of suicidal attempt and (12.5%) decreased school performance.

Fig. 4 Reported consequence of victims of sexual abuse boys, Addis Ababa, June, 2009 (n=16)



5.7 Socio- demographic correlates of sexual abuse of boys

As shown in Table 7, binary logistic regression was done to assess factors associated with completed rape and sexual coercion by the sociodemographic variables of the respondents and their family.

The chance of experiencing completed rape during life time was more than 2 folds higher among 11th grade attendees than the 12th grade (OR = 2.15; 95% CI; 1.02, 4.51). However, there was not statistical difference in experiencing sexual coercion between 11th & 12th grade students. The odds of experiencing completed rape in life time was higher among students who live with others (OR = 2.26; 95% CI; 1.09, 4.70), than students living with their parents. Similarly the chance of experiencing sexual coercion in their life time was statistically significant higher level among students who live alone (OR = 3.34; 95% CI; 1.29, 8.62) and students who live with others (OR = 1.95; 95% CI; 1.15, 3.32) than student living with their parents. However, there was not statistically significant difference in experiencing completed rape or sexual coercion in life time by difference in school type, age, father or mother's education, family size and monthly house hold income of the students (Table 7).

Table 7 Comparison of life time completed rape and sexual coercion by Socio-demographic characteristics of the subject and their parents of male student Addis Ababa, June, 2009.

Characteristics	Completed rape lifetime			Sexual coercion		
	No	(%)	OR(95%CI)	No	(%)	OR(95%C.I)
School type						
Government	695	32 (4.6)	1	695	68 (9.8)	1
Private	43	1 (2.3)	0.49 (0.06, 3.70)	43	1 (2.3)	0.22 (0.03, 1.62)
Religious	92	3 (3.3)	0.70 (0.21, 2.33)	92	8 (8.7)	0.88 (0.41, 1.89)
Age						
≥20	502	22 (4.4)	1	502	41 (8.2)	1
19	189	7 (3.7)	0.84 (0.35, 2.07)	189	19 (10.1)	1.26 (0.71, 2.23)
18	139	7 (5.0)	1.16 (0.48, 2.77)	139	17 (12.2)	1.57 (0.86, 2.85)
Educational status						
11 th	461	26 (5.6)	2.15 (1.02, 4.51)	461	49 (10.6)	1.45 (0.89, 2.36)
12 th	369	10 (2.7)	1	369	28 (7.6)	1
Lives with						
Both parents	635	21(3.3)	1	635	48 (7.6)	1
Alone	28	3(10.7)	3.50 (0.98, 12.5)	28	6 (21.4)	3.34 (1.29, 8.62)
Others	167	12(7.2)	2.26 (1.09, 4.70)	167	23 (13.8)	1.95 (1.15, 3.32)
Father education						
< Secondary	463	21(4.5)	1	463	47 (10.2)	1
≥ Secondary	342	15(4.4)	0.96 (0.49, 1.90)	342	30(8.8)	0.85 (0.53,1.38)
Mother education						
< Secondary	463	27 (4.7)	1	579	58(10.0)	1
≥ Secondary	342	9 (3.9)	0.83 (0.38, 1.78)	232	19(8.2)	0.80 (0.47,1.38)
Family size						
<5	180	8 (4.4)	1	180	15 (8.3)	1
5-9	543	24 (4.4)	0.99 (0.44, 2.25)	543	48 (8.8)	1.06 (0.58, 1.96)
≥ 10	78	3 (3.8)	0.86 (0.22, 3.33)	78	8 (10.3)	1.26 (0.51, 3.10)
Monthly HH income						
<350	155	8 (5.2)	1	155	16 (10.3)	1
350-600	133	3 (2.3)	0.42 (0.11, 1.63)	133	8 (6.0)	0.56 (0.23, 1.34)
> 1200 Birr	248	15 (6.0)	1.18 (0.49, 2.86)	248	26 (10.5)	1.02 (0.53, 1.96)
Don't know	294	10 (3.4)	0.65 (0.25, 1.67)	294	27 (9.2)	0.88 (0.46, 1.69)

5.8 Sexual related factors

Factors believed to be related with history of completed rape and sexual coercion were grouped and analyzed using binary logistic regression model, and there was no statistical significant in odds of experiencing completed rape and sexual coercion among male students (Table 8).

Table 8 Factor related to rape and sexual coercion among respondents of male high school students, Addis Ababa, June, 2009.

Characteristics	Completed rape life time			Sexual coercion	
	No	(%)	OR (95C.I)	(%)	OR (95%C.I)
Parental control					
Some control	608	28 (4.6)	1	56 (9.2)	1
High control	222	8 (3.6)	0.77 (0.35, 1.73)	21 (9.5)	1.03 (0.61, 1.74)
Slept with					
Alone	495	17 (3.4)	1	45 (9.1)	1
Others	335	19 (5.7)	0.59 (0.30, 1.16)	32 (9.6)	0.95 (0.59, 1.52)
Slept away of home					
Never	204	11 (5.4)	1	23 (11.3)	1
Sometimes	626	25 (4.0)	1.37 (0.66, 2.84)	54 (8.6)	1.35 (0.80, 2.26)
Home tutor					
No	783	32 (4.1)	1	72 (9.2)	1
Yes	47	4 (8.5)	0.46 (0.16, 1.35)	5 (10.6)	0.85 (0.34, 2.22)
Method of transport					
Walking	456	21 (4.6)	1	47 (10.3)	1
Vehicles	374	15 (4.0)	0.87 (0.44, 1.70)	30 (8.0)	0.76 (0.47,1.22)
Receiving money					
No	452	22 (4.9)	1	49 (10.8)	1
Yes	378	14 (3.7)	1.33 (0.67, 2.64)	28 (7.4)	1.52 (0.94, 2.47)
Watch pornography					
No	250	9 (3.6)	1	18 (7.2)	1
Yes	580	27 (4.7)	0.77 (0.35, 1.67)	59 (10.2)	0.68 (0.40, 1.19)
Substance use					
No	684	28 (4.1)	1	59 (8.6)	1
Yes	141	8 (5.7)	0.71 (0.32, 1.59)	18 (12.8)	0.65 (0.37, 1.13)

5.9 Risk factors of sexual abuse

To examine independent main effect of variables associated with the dependent variable, potential confounders were included in the model. The odds of experiencing completed rape was still higher to a statically significant level among students who live with others (AOR = 2.20; 95% CI; 1.04, 4.68). However, after adjusting for possible confounders, the chance of experiencing completed rape was significantly different neither between 11th & 12th grades nor among students who live alone and living with their parents.

Similarly, the chance of experiencing sexual coercion was still significantly higher among students who live alone (AOR = 2.87; 95% CI; 1.07, 7.66) and among students who live with others (AOR =1.80; 95% CI = 1.04, 3.11). However, the chance of experiencing sexual coercion was not associatied with other variables included in the model (Table 9).

Table 9: Comparison of factors by sexual abuse of male high school students, Addis Ababa, June, 2009.

Characteristics	Completed rape lifetime		Sexual coercion	
	Crude OR (95%CI)	Adjusted OR (95%CI)	Crude OR (95%CI)	Adjusted OR (95%CI)
Educational status				
11 th	2.15 (1.02, 4.51)	2.02 (0.95, 4.30)	1.45 (0.89, 2.36)	1.42 (0.8, 2.34)
12 th	1	1	1	1
Lives with				
Both parents	1	1	1	1
Alone	3.50 (0.98, 12.5)	3.64 (0.97, 13.7)	3.34 (1.29, 8.62)	2.87 (1.07, 7.66)
With others	2.26 (1.09, 4.70)	2.20 (1.04, 4.68)	1.95 (1.15, 3.32)	1.80 (1.04, 3.11)
Age (years)				
≥20	1	1	1	1
19	0.84 (0.35, 2.07)	0.80 (0.33, 1.95)	1.26 (0.71, 2.23)	1.20 (0.67, 2.16)
18	1.16 (0.48, 2.77)	0.94 (0.37, 2.35)	1.57 (0.86, 2.85)	1.27 (0.68, 2.40)
Receiving money				
No	1	1	1	1
Yes	1.33 (0.67, 2.64)	1.14 (0.57, 2.30)	1.52 (0.94, 2.47)	1.31 (0.80, 2.16)
Slept away of home				
Never	1	1	1	1
Sometimes	1.37 (0.66, 2.84)	1.34 (0.64, 2.82)	1.35 (0.80, 2.26)	1.33 (0.79, 2.26)

*AOR=adjusted for educational status, Living condition, Age group, Receiving money, slept away of home

6. DISCUSSION

From the total 872 male students sampled from 9 governmental and non governmental high schools, 95.2% participated in the study. This is relatively a high response rate indicating that even if it was taboo in our culture, male students like female students are willing to answer questions related to sexual violence. This could be due to the result of organized data collection and supervision.

The result indicated that, life time prevalence rate of completed rape among male high school students of Addis Ababa was 4.3%. Although studies of sexual abuse among adolescents varied widely in definitions and methodologies, the current study was found comparable to other findings, like 4.8% prevalence of sexual abuse among California high school students (22) . It was also consistent to chart review presented at a medical clinic of Cameron boys that found a prevalence of 4.8% (23). This shows that, even if it is considered as taboo and kept a secret, sexual violence against boys is deep rooted in the society.

On the other hand, our finding was lower than the prevalence among high school male students in Cape Town, which was 5.8% (24) , and report by World Health Organization (WHO) with an overall prevalence of sexual violence among male students of 8% (4) . It was also much lower to a study finding done in University of Massachusetts at Boston among men students using a self administered report of 11% (25) . It was also lower than a finding in Nigeria indicating, 15 per cent of young females and 8 per cent of young males reported a forced penetrative sexual experience (10).

This lower prevalence of completed rape in our study than other countries could be due to cultural difference in response to its sensitiveness and taboo nature. It may be also due to under estimation of sex of men with men as condemned by the major religions in the county.

In this study those male students living alone and those living with other relatives or friends were at higher risk of experiencing sexual coercion. Similarly, male students who live with other relatives or friends had experienced completed rape in their life time than students who live with their parents. This finding is comparable to a study conducted in Soweto, that family structure is significantly related to rape to a person who lived with a single parent and lived with others were more likely to be victims of sexual abuse than those living with both biological parents (26) .

Possible explanation for such increase of experiencing sexual abuse of boys among those living outside their biological parents may be due to their exposure to forcible sexual abuse and other forms of sexual abuse from opportunistic perpetrators may be higher among boys living out of control of their parents, which may indirectly indicate parental monitoring was shown to be an important factor negatively associated with both exposure to completed rape and sexual coercion.

In our study, there was no association between completed rape and watching pornography and this may be due to small sample size of victims. However, various state departments in South Africa have shown presence of association between completed rape and pornography, They found out that nearly 2/3 of all sexual abuses reported were due to the involvement of pornography, as linked to sexual crimes against male. (27) .

When we try to assess presence of association between sexual coercion by different type of owned schools (government, private), our study showed that there was no significant difference between the schools. However, unpublished study done in Addis Ababa showed that attending in missionary schools raised the likelihood of experiencing rape by more than two folds. Similarly, students of public schools were found more likely to experience rape than students of private schools (28).

Reasons for abuse in this study included false promise (to pass exam) and physical force contributing for 14.3% and 21.4%, respectively. When we compare this to a study done in Jimma University among female students which was 19% and 26%, respectively, indicated us that boys were less likely to report the abuse. This may be due to gender-role expectations placed on boys increasing the shame and stigma of being sexually abused (29).

Among the consequence of completed rape, 37% had experienced hopelessness and 18.8% had experienced problem of sleep disturbance. This was consistent with studies indicating that sexual abuse of boys and girls to have more significant emotional and behavioral problems than non-abused counterparts (30). This may be an area of intervention where students, parents and community need to be aware of early identification of problems and make appropriate consultations.

7. STRENGTH AND LIMITATION

Strengths

1. The study had addressed a sensitive and untouched issue where there is no adequate information. This might fill some of the knowledge gaps and serve as baseline information for future studies.
2. High response rate despite the sensitivity nature of the topic .This may be due to prior preparation and organized data collection. No use of identifiers and use of post to keep the result in box may also have increased the response rate.
3. The study has used an adapted data collection instrument that could improved strengthen future research in the area.

Limitations

1. The study was limited to the age group 18 years and above, and this may limit the information of sexual abuse on lower age groups.
2. The issue of sexual abuse of boys is sensitive and culturally a taboo and this may not clearly express the overall situation of boys, so it could underestimate the prevalence.
3. Comparison of our findings with other studies is limited due to difference in the definitions of sexual abuse of boys and variation in the selection criteria of study participants.
4. Lack of supplementation of the study by qualitative approach is other area that this study lacked.
5. Due to the self administered nature of the instrument, some students failed to answer questions resulting in increasing number of missed values.

8. CONCLUSION

- As this study indicates, sexual abuse of boy students in Addis Ababa is common with a life time prevalence of rape and sexual harassment of 4.3%, and 68.2%, respectively.
- Sexual abuse of boys is associated with those living alone or living outside the students' parents.
- Sexual abuse of boys has shown to result in some adverse health consequences.

9. RECOMMENDATIONS

- Sexual abuse of boy students is common, and needs due attention by schools, parents and other concerned bodies. Therefore, designing a program to fight against forcible sexual abuse should not focus only on females as victims, but also on males.
- Students living outside their real biological parents should get information, education and counseling service.
- Future studies should make an effort to include better methods of obtaining sexual abuse of boys, improved sampling techniques and more extensive data collection methods.

10. REFERENCE

1. Holmes. W, Slap. B. Sexual Abuse of Boys: Definition, Prevalence, Sequelae, and Management. *Journal of the American Medical Association*. 1998;280 (21):1855-72.
2. Finkelhor. D, Hotaling.G, Lewis. I, Smit. A. Sexual abuse in a national survey of adult men and women: Prevalence, characteristics, and risk factors. . *Child Abuse & Neglect*. 1990; 14:19-28.
3. Godfrey. M. *The Boy*. 1997,<http://www.Kalimau>
4. García-Moreno. Non-consensual Sexual Experiences of Young People in Developing Countries: 2002;23.
5. Dominquez. R, Nelke.C, Perry.B. Child Sexual Abuse in *Encyclopedia of Crime and Punishmen*. 2002;1:202-7.
6. Hagos. B. *Sexual Abuse and Exploitation of Male Children in Addis Ababa* Bright for Children Voluntary Association In Collaboration with Save the Children Denmark. Addis Ababa: AAU; 2006.
7. Parkside.AN. *Sexual Abuse Medical science*. 1991;6(2):23-6.
8. Jejeebhoy. SJ, Bott. S. Non-consensual sexual experiences of young people,. A review of the evidence from developing countries *Population Council Working Paper*. 2003;16:20-1.
9. WHO. *Reducing Risks, Promoting Healthy*; 2002.
10. Ajuwon. A, Shireen. J, Jejeebhoy, Iqbal Shah and S .Thapa *Attitudes, norms and experiences of sexual coercion among young people in Ibadan and Nigeria*. . *Sex Without Consent: Young People in Developing Countries*. 2006.
11. Wikipedia the free encyclopedia. .*Medical Sexual abuse of boys endemic in SA*, . July 29 2008 at 11:44AM ed; 2008.
12. Debebe .E *Sexual abuse and Exploitation of Male Children in Addis Abeba*. Adiss Ababa: AAU; 2006.
13. Len -Munsil. D. *Contributing Factor of Molestation Sexual Abuse in South Africa*, . 2008.
14. Patrick .F, Fagan William .H, FitzGerald .G. *The child abuse crisis* *A Journal of Sex* ., 1997:256.
15. Langevai. R, Wrightn.P, Handy.L *Characterstices of sex of offender who were sexual victimization as children*. 1989;2:227-53.
16. Garnefski. N. & Arends. E *Sexual abuse and adolescent maladjustment: differences between male and female victims*. *Journal of Adolescent Medicine*. 1998;21(1):99-107.

17. Chandy .J.M RWBMDR. Gender-specific outcomes for sexually abused adolescents. 1996;12(20):1219-31.
18. Agossou .T. Sexual abuse of boys. A Journal of Sex and violence. 2000:187-98.
19. R.Langevai, P.Wrightn, L.handy. Characterstices of sex of offender who were sexual victimization as children. 1989;2:227-53.
20. CSA. Report The Federal Democratic Republic of Ethiopia Central statistics Authority report.. 2006/2007.
21. Minstery of Health. Education management information system,. Addis Ababa; 2007.
22. Fritz . G, S. Stoll, Wagner.K. A comparison of males and females who were sexually abused as children. A Journal of Sex and Marital Therapy, . 1981;7:4-59.
23. Menick. DM, Ngoh. F. Sexual abuse in children in Cameroon. Medecine tropicale: revue du Corps de sante colonial,. 1998;58:249-52
24. Gary King AJF, Farzad Noubary a,Robert Reece ,Adele Marais b, Carl Lombardd ., Child Abuse & Neglect 2004;28: 683-96.
25. Lisak .D. HJ, & Song, P,. Factors in the cycle of violence: Gender rigidity and emotional constriction. Journal of Traumatic Stress, . 1996 9:721-43.
26. King .G , Flisher .J. Substance abuse and behavioral correlates of sexual assault among South African adolescents. Medical journal. 2004;28:683-96.
27. peter .A. Abuse ,Incest,Rape and Statistics in South Afric,. 2009 [cited; Available from: Pornography.htm
28. Berhanu .L. Assessment of Exposure to sexually Explici Materiales and other factores as preditorial of Sexual activitiy among in school youth Addis Ababa. Addis Ababa: Addis Ababa Univeristy Faculty of Medicine ,; 2008.
29. Elizabeth M. Saewyc. The Prevalence of Sexual Abuse Among Adolescents in School The Journal of School Nursing, . 2000;19(5):266-72.
30. Garnefski. N, Arends. E Sexual abuse and adolescent maladjustment: differences between male and female victims. Journal of Adolescent Medicine. 1998;21(1):99-107.

11. ANNEXES

Annex 1

A. Information sheet

I am a graduate student at Addis Ababa University, School of Public Health and principal investigator of the study on Magnitude of Sexual Abuse among Male High School Students in Addis Ababa. We are conducting a survey in Addis Ababa senior secondary schools with the intent to gain knowledge about the problem of male adolescents in Ethiopia. You have been chosen to participate in this study by chance but your participation is entirely voluntary.

We assure you that your answer will be kept only for the benefit of the study. You have the right not to write your name or address on the questionnaire, since we will not keep a record of your name or address. You have the right to stop answering the questions at any time, or to skip any question that you do not want to answer. There is no right or wrong answers, and your participation is completely voluntary. However, your real experience could be helpful to other male student in the country. Perhaps some of the questions are more of personal and may be difficult to answer, but many male adolescents have got it useful to participate in the study. There fore you are requested to answer your real experience. Your answer will be circled when appropriate option is given, and write eligibly if the answer needs your writing up.

B. Consent form

I have fully understood the aim of the study. In addition I have been informed that I can discontinue my participation anytime I want.

[] DOES NOT AGREE TO PARTICIPATE IN THE STUDY



**THANK YOU FOR YOUR TIME,
PLEASE AFTER MARKING "X" ON THE SPACE,
AND PUT THE QUESTIONNAIRE ON THE BOX
NEAR THE DOOR**

[] AGREES TO PARTICIPATE IN THE STUDY



**THANK YOU,
AFTER MARKING "X" ON THE SPACE PROVIDED
PLEASE CONTINUE TO ANSWER THE QUESTIONS.**

Annexe. 2

Survey Questionnaire

Part I Section on Socio- Demographic data

Q.No	Question	Alternative choices
101	Your current age?	1.18 2.19 3.20 8.Other specify-----
102	Educational Status	1. 11 grade 2. 12 grade
103	Your religion?	1.Orthodox 2.Muslim 3.Protestant 4.Catholic 8.Others,specify _____
104	To which ethnic group do you belong?	1.Oromo 2.Amhara 3.Tigray 4.Gurage 5. Silta 6.SNNRP 8.Others,specify-----
105	With whom are you currently living?	1.Both parents 2.Friends 3.Relative 4. Alone 8.Other specify -----
106	How much do your parents control you?	1.Do not control 2.Some control 3.High control
107	Do your parents/ guardian provide you money for your recreation or other expenses you want	1.Yes 2.No
108	With whom you are slept together in your home?	1.sister 2.Brother 3.Father 4.Mother 5.Alone 8.Others, specify
109	Have you ever slept away from home?	1.Never 2.Sometimes 3.Frequently

110	In the past five Months, Do you have a home tutor?	1.Yes , male 2. Yes, female 3.Yes Both 4 No	
111	How do you go to school?	1.By parental ride 2.Contrat car/Taxi 3.Public transport 4.On foot 8.Otherspecify _____	
112	Have you ever watched pornographic film/internet?	1.Yes 2.No	
113	Have you ever used the following substance? (multiple answer is possible)	1 .Yes	2.No
	1.Alcohol	1	2
	2.Chat	1	2
	3.Drug like Cannabis	1	2
	4.Cigaret	1	2
	5.Never used	1	2
8.Others,specif_____	1	2	

Part II Section on Family history

Q.No	Question	Alternative choices
201	What is Your father's educational Status?	1. Illiterate 2. Read and write 3.Highest grade completed [____] 4.If university write 12+ [____] (Diploma /Degree/Masters)
202	What is Your mother's educational Status?	1. Illiterate 2. Read and write 3.Highest grade completed [____] 4.If university write 12+ [____] (Diploma /Degree/Masters)
203	Number of family member in your house?	[_____]Number

204	Do your father and mother live together?	1.Yes 2.Divorsed/ Separated 3.Only mother alive 4.Only father alive 5.Both of them not alive
205	What is your Monthly household income?	1.Less than 350 Birr 2.350-600 birr 3. 600-1200 birr 4.More than 1200 birr 5. Don't know
206	Do you have discussion on sexuality with your family/friends in the last 12 months ?	1. Yes 2. No

Part III Section on sexuality

Q.No	Question	Alternative choices Code
301	Have you ever had sexual intercourse?	1.Yes 2.No

If your answer is no go to question (304)

302	If "Yes" to "Q" No (301) what was your age at first sexual intercourse?	[_____] Age in year	
303	What made you to have first sexual intercourse?	1.Forced 3.Peer pressure 8.Otherspecify _____	2.Personal desire 4.Suddenly
304	The following unwanted sexual act may happen too many boys, did some one ever made to you? (multiple answers is possible) Un wanted sexual act such as 1. Verbal jokes/asked to have sex. ? 2. Face unwelcome kiss? 3 Touching on your genitalia? 4. Forced sex that you escaped? 5 Forced sex with out your will? 8. Others specify _____	Life time 1. Yes 2.No	Last 12 months 1Yes 2. No
		Male/Female	Male/Female
		Male/Female	Male/Female
		Male/Female	Male/Female
		Male/Female	Male/Female
		Male/Female	Male/Female
305	What was the Sex of some one whom you made sex ?	1.Male 2.Female	

306	What type of sexual intercourse did you use? (multiple answer is possible)	1.Vaginal sex 2.Anal sex 3.Oral sex 8.Other specify_____
307	What initiated you to have sex with male partner?	1.Watching pornographic 2.Personal desire 3. Peer pressure 8.Other specify_____
308	Who was the perpetrator	1 Neighbor. 2. Elder brother/ Sibling 3..Father/Mother 4. friend 5.Teacher 6. Step father 7. Other male or female family. 8. Other specify _____ 9. Don't know
309	If you escaped forced sex, how did you manage the attempt?	1.By crying 2.Running away 3.Seeking help from other 4.By giving promising word 8.Other specify-----
310	If encountered forced sex, where was the place?	1. In my home 2. In his/ her home 3. Hotel 4. At school 8. Other specify_____
311	What mechanisms perpetrators used to intimidate you sexually?	1. False promise (like exam) 2. Use threatening force 3. Pay money 4. Make drunk/Use drug 5 Slept together 8. Other specify_____
312	After the attack, to whom did you share your problem?	1.No body 2.Friends 3.To family member 4.Health worker 5.Polce (legal body) 6. NGOs 8.Other specify_____

313	If you inform to legal body, what action was taken by legal bodies on the perpetrator	1.None 2.Imprisoned 3.Finacial penalty 8. other specify_____	
314	If you did not report to any body, Why did you keep secrete with you?	1. Do not know what to do 2. Afraid of parents 3. Afraid of perpetrators 4. Fearing the stigma 8. other specify_____	
315	Which of the following did you experience after forced sex? 1.Sleep disturbance 2.Decrease school performance 3. Hopelessness 4..Ulcer around the genitalia 5..Unusal discharge from genital 6..Suicide attempt 8. other specify_____	1.Yes	2. No
		1	2
		1	2
		1	2
		1	2
		1	2
		1	2
316	Have you ever heard about male sexual abuse (forced sex)?	1. Yes 2. No	
317	Do you Know a friend who was sexually abused?	1. Yes 2. No	
318	What happened to the abuser	1. Imprisoned 2. Freely released 8. Other specify_____	
		9. Do not know	

ሀ. የጥናቱ መረጃ መስጫ

በአሁኑ ወቅት በአዲስ አበባ ዩኒቨርሲቲ የድህረ ምረቃ ተማሪ እና የዚህ ጥናት ዋና ተመራማሪ ነኝ። ጥናቱም የሚያተኩረው በወጣት ወንድ ተማሪዎች ላይ ስለሚደርሱ ሥነ ጾታዊ ጥቃት/ተሞክሮ የሚደርስ ጥናቶችን የሚዳስስ ሲሆን አንተም ለዚህ ጥናት ተሳታፊ ትሆን ዘንድ ተመርጧል። ሆኖም ግን በጥናቱ ለመሳተፍ በሙሉ ፍቃደኝነትህ ላይ የተመሰረተ ነው።

የወጣት ወንዶች ሥነ ጾታዊ ጥቃትን አስመልክቶ ለምንጠይቅህ ጥያቄ እውነተኛ እና ትክክለኛ መልስ ብታበረክትልን ለአንተ እና አንተን መሰል ወጣት ወንዶች የጎላ አስተዎግ ስለሚያደርግ የራስህ የሆነ ምላሽ ትሰጠን ዘንድ እንጠይቃለን።

የምትሰጠን መረጃ ምስጢራዊነቱ ፍፁም የተጠበቀ ሲሆን ስምህንም ሆነ አዳራሻህን በመጠይቁ ላይ አይጻፍም ከአንተ ፍቃድ ውጭ ለሌላ ሰው ተላልፎ አይሰጥም። መመለስ ያልፈለከውን ጥያቄ እንድትመልስ አትገደደም። በሂደት ውስጥ በጥናቱ ላለመከፈል በማንኛውም ወቅት ለመወሰን ይቻላል በምትወሰነው ውሳኔ በትምህርት ላይ አንዳችም ተፅዕኖ አያደርስብህም፤ ነገር ግን ሁሉንም ጥያቄ እንድትመልስ እናበረታታለን። ጥያቄዎቹ ከ20 ደቂቃ በላይ ላይወስድ ይችላል። ትክክለኛውን መልስ በማክበብ መልስ። ስለ ትብብርህ በጣም እናመሰግናለን።

ከዚህ ቀጥሎ በጥናቱ ለመሳተፍ መስማማትህን ለማረጋገጥ የሚከተለውን የስምምነት ቅፅ አንብቦህ ከዛም በተሰጠው ቦታ ላይ “X” ምልክት አድርግ። በመጨረሻም እብሩ አጠገብ በተዘጋጀው ሳጥን ውስጥ አስቀምጥ።

ለ. የስምምነት ቅፅ

የጥናቱን ዓላማ በሚገባ እንቢበዋለው በተጨማሪም በጥናቱ ያለማሳተፍና በማንኛውም ጊዜ ለማቋረጥ ያለኝን መብት አንቤበዋለሁ። በዚሁም መሠረት፡

ለመሳተፍ ፍቃደኛ ነኝ

ለመሳተፍ ፍቃደኛ አይደለሁም

[]

[]

አመሰግናለሁ ወደ ጥያቄዎቹ ቀጥል

አመሰግናለሁ

መልሱን ከተሰጠው ምርጫ ያክብቡ ወይንም ከተሰጠው ክፍት ቦታ ይጻፉ

ክፍል 1 አጠቃላይ የግለሰብ መረጃ

ተ.ቁ	መጠይቅ	አማራጭ መልሶች
1	እድሜህ ስንት ነው?	1.18 2.19 3.20 4. ሌላ ከሆነ ግለጽ-----
2	የክፍል ደረጃ?	1.11ኛ ክፍል 2.12ኛ ክፍል
3	ሃይማኖትህ ምንድ ነው?	1.ኦርቶዶክስ 2.ሙስሊም 3.ኻርቲስታንስ 4.ካቶሊክ 8..ሌላ ከሆነ ግለጽ-----
4	ብሔረሰብ?	1.ኦሮሞ 2.አማራ 3.ትግራይ 4.ጉራጌ ሌላ ከሆነ ግለጽ _____
5	በአሁኑ ወቅት የምትኖረው ከማን ጋር ነው?	1. ከወላጆች 2. ጓደኛ 3. ዘመድ 4. ለብቻ 8.ሌላ ከሆነ ግለጽ _____
6	ቤተሰቦች ምን ያህል ቁጥጥር ያደርጋሉ?	1. ምን ም አይቆጣጠሩም 2. በመጠኑ ይቆጣጠራሉ 3. በጣም ይቆጣጠራሉ
7	ከቤተሰብ/አሰዳጊ ገንዘብ ለመዘናኛ ይሰጥሁል?	1.አዎ 2 አይ

8	ቤት ውስጥ የምትተኛው ከማን ጋር ነው ?	1. ከእህት 2. ከወንድም 3. ከአባት 4. ከእናት 5. ለብቻ 8. ሌላ ካለ ይግለጹ	
9	ከቤት ውጭ ዘመድ ቤትም ቢሆን አድረህ ታውቃለህ?	1.አድራ አላውቅም 2.አልፎ አልፎ አድራለሁ 3.ብዙ ጊዜ አድራለሁ	
10	ባለፉት አምስት ወራት ውስጥ የቤት ውስጥ አስጠኝ ነበረህ?	1.አዎ ወንድ 2.አዎ ሴት 3.አዎ (ወንድም/ሴትም) 4.የለኝም	
11	ትምህርት ቤት የምትሄደው በምንድን ነው?	1. በቤተሰብ መኪና 2. በኮንትራት መኪና/ታክሲ 3. በህዝብ መጓጓዣ 4. በእግር 8.ሌላ ካለ ግለጽ _____	
12	ወሲብ ቀስቃሽ “Pornography Film /Internet” ተመልክተህ ታውቃለህ?	1. አዎ 2. አላውቅም	
13	ከሚተክተሉት ውስጥ የተኛው ትጠቀማለህ? /ብዙ አማራጮች መጠቀም ትችላለህ/	1. አዎ	2.አይ
	1.አልኮልና መጠጥ 2.ጫት 3.የተለያ አደንሳኝ ስጽ 4.ሲጋራ 5 ምንም አልጠቀምም 8.ሌላ ካለ ግለ _____	1 1 1 1 1	2 2 2 2 2

ክፍል 2 ስለቤተሰብ መግለጫ

ተ.ቁ	መጠይቅ	አማራጭ መልሶች
1	የአባትህ የትምህርት ደረጃ?	1.ያልተማሩ 2.ማንበብ ና መጻፍ 3.ያጠናቀቁ የክፍል ደረጃ [_____] 4.ከሁለተኛ ደረጃ በላይ 12 ⁺ [_____] ዲፕሎማ/ ዲግሪ/ ማስተርስ
2	የእናትህ የትምህርት ደረጃ?	1.ያልተማሩ 2.ማንበብ ና መጻፍ 3.ያጠናቀቁ የክፍል ደረጃ [_____] 4.ከሁለተኛ ደረጃ በላይ 12 ⁺ [_____] ዲፕሎማ/ ዲግሪ /ማስተርስ
3	በምትኖርበት ቤት ውስጥ ስንት የቤተሰብ አባላት አሉ?	[__] በቁጥር
4	እናትና አባትህ አብረው ይኖራሉ?	1. አዎ 2. ተፋተዋል/ተለያይተዋል 3. እናት ብቻ የሚኖሩት 4.አባት ብቻ የሚኖሩት 5. ሁለቱም ሞተዋል
5	የቤተሰቡ አማካኝ የወር ገቢ ምን ያህል ነው ?	1. ከ350 ብር ያነስ 2. ከ350-600 ብር 3. ከ 600-1200 ብር 4. ከ1200 ብር የበለጠ 5. አላውቅም
6	ላለፉት 12 ወራት ስለወንዶች ሥነ-ምግባር ጥቃት ከቤተሰብ/ከጓደኛ ጋር ተወያይተህ ታውቃለህ ?	1.አዎ 2.አላውቅም

ክፍል 3 ስለ ሥነ-ምግባር ጥቃት

ተ.ቁ	መጠይቅ	አማራጭ መልሶች
1	የግብረ-ሥጋ ግንኙነት አድርገህ ታውቃለህ?	1. አዎ 2. አላውቅም
መልስህ አላውቅም ከሆነ ወደ ተራ ቁጥር 4 ሂድ		

2	የግብረ-ሥጋ ግንኙነት አድርገን ከነበረ ስንት አመት ነበር?	[_____]እድሜ በቁጥር	
3	በመጀመሪያ ግብረ-ሥጋ ግንኙነት እንድታደርግ የገፋፋህ ምክንያት ምንድነው?	1.ተገድጄ 2.በራሴ ፍላጎት 3.በግደኛ በመገፋፋት 4.ሳላስበው 8.ሌላ ካለ ግለጽ_____	
4	የሚከተሉት አላስፈላጊ የወሲብ ድርጊቶች በብዙ ወንዶች ላይ ሊከሰት ይችላል። አንተስ ከነዚህ ውስጥ አንዱ ተከስቶብህ ያውቃል? /ብዙ አማራጮች መጠቀም ትችላለህ/ 1.የቃላት ስንዝራ /ለክፋ/ ገጥሞህ ያውቃል? 2. ክፍላጎት ውጭ ተስመህ ታውቃለህ? 3.ብልትህ አካባቢ ተነክቶታህ ታውቃለህ? 4. ተገደህ ልትደፈር ስትል አምልጠህ ታውቃለህ? 5 አስገድዶ መደፈር ደርሶብህ ያውቃል? 8.ሌላ ካለ ግለጽ-----	በሀይወት ዘመን 1.ገጥሞኛል 2.አልገጠመኝም (የታው ምንድን ነው)?	ላለፉት 12 ወራት 1.ገጥሞኛል 2.አልገጠመኝም (የታው ምንድን ነው)?
		1..ወንድ/ሴት 1. .ወንድ/ ሴት 1..ወንድ/ሴት 1. ወንድ/ሴት 1. ወንድ/ሴት	1..ወንድ/ሴት 1..ወንድ/ ሴት 1..ወንድ/ሴት 1. ወንድ/ሴት 1. ወንድ/ሴት
5	ግንኙነት ያደረሰው ሰው የታ ?	1. ወንድ 2. ሴት	
6	ግንኙነት ለማድረግ የተጠከረው በምን ነበር? /ብዙ አማራጭ መጠቀም ትችላለህ/	1. በሴት ብልት 2 .በፊንጠጣ 3. በአፍ 8. ሌላ ካለ ግለጽ_____	

7	በራስ ፍላጎት ግንኙነት ያድርገከው ከወንድጋር ከሆነ የገፋፋህ ምክንያት ምን ነበር?	<ol style="list-style-type: none"> 1. ፍትወት ቀስቃሽ “Pornography” በመመልከት 2. በራስ ተነሳሽነት 3. በጓደኛ በመገፋፋት 8.ሌላ ካለ ግለጽ _____ 4. አላውቅም
8	ተገደህ ከሆነ አስገዳጁ ማነው?	<ol style="list-style-type: none"> 1. ጉረቤት 2. ታላቅ ወንድም/እህት 3. አባት/እናት 4. ጓደኛ 5. አስተማሪ 6. እንጆራ አባት 7. ወንድ/ሴት የቤተሰብ አባል 8.ሌላ ካለ ግለጽ----- 9. አላውቅም
9	ተገደህ ልትደፈር ስትል ካመለጥክ እንዴት አመለጥክ?	<ol style="list-style-type: none"> 1. በማልቀስ 2. ሮጦ በማምለጥ 3. በሌሎች ሰዎች እርዳታ 4. ሌላ ቀጠሮ በመስጠት 8.ሌላ ካለ ግለጽ-----
10	በግዳጅ የተደፈርክበት ቦታ የት ነው?	<ol style="list-style-type: none"> 1. በምኖርበት ቤት ውስጥ 2. እሷ/እሱ ቤት ውስጥ 3. ሆቴል 4. ትምህርት ቤት ውስጥ 8.ሌላ ካለ ግለጽ _____
11	የግብረ ሥጋ ግንኙነት እንድታደርግ ያስገደደህ ሁኔታ ምን ነበር?	<ol style="list-style-type: none"> 1. በመደለል /ፈተና ለማሳለፊያ/ 2. በጉልበት በመደብደብ 3. በገንዘብ ክፍያ 4. በስካርና በእጽዎች በመውሰድ 5. አብርን በመተኛት 8.ሌላ ካለ ግለጽ _____
12	ከተደፈርክ በኋላ ችግርህን ለማን አካፈልክ?	<ol style="list-style-type: none"> 1. ለማንም አልተናገርኩም 2. ለጓደኛ 3. ለቤተሰብ 4. ለጤና ባለሙያ 5. ለፖሊስ/ለህግ አካል/ 6. ለእርዳታ ሰጪ ድርጅቶች 8. ሌላ ካለ ግለጽ _____

13	ጉዳይህን ለሕግ ካቀረብክ በኋላ የደፈረህ ሰው ምን ተባለ?	1. ምንም 2. እስራት 3. የገንዘብ ቅጣት 8.ሌላ ካለ ግለጽ _____	
14	ለየትኛውም ሕጋዊ አካል ችግርህን ያላካፈልክው ለምንድ ነው?	1. ምን ማድረግ እንዳለብኝ ስላላወቅኩኝ 2. ቤተሰቦቼን በመፍራት 3. የደፈረኝ ሰው ስላስፈራራኝ 4. መገለጻን በመፍራት 8.ሌላ ካለ ግለጽ _____	
15	በመደፈርህ ምን አጋጠመህ?	1. አዎ	2.አይ
	1. የእንቅልፍ እጦት 2. የትምህርት ደረጃ መቀነስ 3.ተስፋ መቁረጥ 4. በብልት አካባቢ መቁሰል 5. በብልት አካባቢ ፈሳሽ መውጣት 6. እራስን ማጥፋት ሙከራ 8. ሌላ ካለ ግለጽ _____	1 1 1 1 1 1	2 2 2 2 2 2
16	ስለ ወንዶች ሥነ-ጾታዊ ጥቃት (ተገዶ መደፈር) ስምተህ ታውቃለህ ?	1 .አዎ 2. አላውቅም	
17	ተገዶ መደፈር የደረሰበት ጓደኛ ታውቃለህ ?	1. አዎ 2.አላውቅም	
18	የደፈርው ምን ተደረገ?	1. እስር 2. በነፃ ተለቀቀ 8. ሌላ ካለ ግለጽ _____ 3. አላውቅም	