



Addis Ababa University

College of Business and Economics

Department of Public Administration and Development Management

**The Trajectory, Prevalence and Consequences of Serious Crimes in Addis
Ababa: An Exploratory Descriptive Study**

By: Ephrem Demeke

June, 2018

Addis Ababa, Ethiopia

**Addis Ababa University
College of Business and Economics
Department of Public Administration and Development Management**

**The Trajectory, Prevalence and Consequences of Serious Crimes in Addis
Ababa: An Exploratory Descriptive Study**

By

Ephrem Demeke

Advisor

Filmon Hadaro (PhD)

**A thesis submitted to the Department of Public Administration and Development Management of
Addis Ababa University in partial fulfillment of the requirements for the Degree of Masters in
Public Management and Policy (MPMP)**

June 2018

Addis Ababa, Ethiopia

Statement of Declaration

I, the undersigned, declare that this thesis is my original work and has not been presented for a degree in any other university and that all sources of materials used for the thesis have been duly acknowledged.

Declared by:

Name: Ephrem Demeke

Signature: _____

Date: _____

Confirmed by Advisor:

Name: Filimon Hadaro (PhD)

Signature: _____

Date: _____

Addis Ababa University
College of Business and Economics
Department of Public Administration and Development Management

This is to certify that the thesis prepared by Ephrem Demeke entitled “**The Trajectory, Prevalence and Consequences of Serious Crimes in Addis Ababa: An Exploratory Descriptive Study**”, which is submitted in partial fulfillment of the requirements for the Degree of Masters in Public Management and Policy (MPMP), complies with the regulations of the University and meets the accepted standards with respect to originality and quality.

Approved by Board of Examiners:

_____ Signature_____ Date_____

Advisor

_____ Signature_____ Date_____

Internal Examiner

_____ Signature_____ Date_____

Internal Examiner

_____ Signature_____ Date_____

Chair of Department or Graduate Programs Coordinator

ACKNOWLEDGEMENTS

First and foremost, I would like to thank God for His presence by my side throughout in my life and helping to finalize this work. Secondly, I am really gratified to Addis Ababa Police Commission, the Federal Attorney General and Federal High Courts for their generosity in helping me access any relevant documents for the study. It was impossible to walk the long journey alone in conducting this study and it was Dr. Filiom Hadaro, who openhandedly and enthusiastically provided scholarly assistance I needed at all times, Thank you Dr. for easing the journey and helping me to the work in good time.

I would also like to extend my sincere gratitude to Melaku Yazu for his professional help in SPSS software and Dejene Gedu for all sort of expert assistance. I am pleased with all who willingly provided support in all manners, including filling questionnaires and giving interviews. My unreserved thanks go to my siblings, mother and father. Last, but now least, I want to express my cordial gratitude to my wife, Genet Mamo and to my God's gift and blessing Loza and Kaleb , my children.

Ephrem Demeke

June 2018

Tables.....	IV
Figures.....	V
List of Acronyms	VI
Abstract	VII
Chapter One	1
1.1 Background	1
1.2. Statement of the Problem	4
1.3. Research Questions	6
1.4. Scope of the Study.....	7
1.5. Significance of the Study	7
1.6. Limitation of the Study	8
1.7. Organization of the Thesis	8
2. Chapter Two: Review of Related Literature.....	9
2.1. Feature, Nature and Meaning of Crimes	9
2.2. Definitions, Theories and Typologies of Crime.....	11
2.2.1. Definition of Crimes	11
2.2.2. Theories of Crime	12
2.2.2.1. Psychological Theories of Crime	12
2.2.2.2. Biological Theories of Crime	13
2.2.2.3. Sociological Theories of Crime.....	14
2.2.2.4. Social Learning Theory of Crime.....	14
2.2.3. Typologies of Major Global and Urban Serious Crimes	15
2.2.3.1. Murder or Homicide	15
2.2.3.2. Sexual Violence and Rape.....	16
2.2.3.3. Corruption.....	17
2.2.3.4. Robbery	18
2.2.3.5. Organized Crimes	19
2.3. The Underlying Causes and Effects Crime and Violence.....	20
2.3.1. Causes and Crime and Violence	20
2.3.2. Impacts of Crime and Violence	22
2.4. Urban Crimes: A Lesson from Some Countries' Experience	23

2.5.Others Countries Experience Crime Policy and the Goals of Ethiopian Criminal Justice Policy 25

Chapter Three.....	31
3.1.Methodology and Research Design.....	31
3.2.Data Sources and Types	31
3.3.Sampling Techniques and Sample Size	32
3.4.Data Collection Instruments.....	33
3.5.Data Collection Techniques	34
3.6.Methods of Data Analysis	35
3.7.Trustworthiness of the Study	35
3.8.Conceptual Frameworks.....	36
Chapter Four	37
4. Secondary Data Presentation and Analysis	37
4.1.Introduction	37
4.2.Overall Crime Trends and Prevalence in Addis Ababa (2008-2017)	38
4.3.Crime against Property and Persons Vis-à-Vis Social Related Crimes and Pity Offences.....	40
4.4.Types and Nature of Serious Crimes in Addis Ababa	45
4.5.Wrongdoers Age, Educational Backgrounds, and Family Status	48
4.5.1.Homicide	51
4.5.2.Attempt to Homicide.....	53
4.5.3. Burglary	56
4.5.4. Rape and Sexual Harassment.....	58
4.5.5. Fraud	60
4.5.6. Armed Robbery and Drug.....	63
4.6.The Pecuniary Consequences of Crimes	64
4.7.Observing Selected Cases of Serious Crimes Committed in Addis Ababa	66
4.7.1. Introduction.....	66
4.7.1.1. Murder Cases	66
4.7.1.2. Drug Cases.....	68
4.7.1.3. Robbery Cases	70
4.7.1.4. Rape and Sexual Harassment cases	70
4.7.1.5. Fraud and Aggravated Theft Cases	71
4.8.Secondary Data Presentation, Interpretation and Analysis	73

4.8.1.	Analysis of Demographic Characteristics of Respondents	73
4.8.1.1.	Sex, Age and Marital Status of the Respondents.....	73
4.8.1.2.	Respondents' Academic Qualification and Field of Study.....	74
4.8.1.3.	Respondents Working Place, Their Role Therewith and Working Experience ..	75
4.8.1.4.	Respondents' Perception on Fearing of Crime in the Study area.....	76
4.8.1.5.	The Root Causes of Crimes in the Study Area.....	79
4.8.1.6.	The Evolvement and Prevalence of Serious Crime in Addis Ababa.....	81
4.8.1.7.	Societies or Factions Affecting or Victimizing by Serious Crimes.....	82
4.8.1.8.	Crimes Respond Government Organs and the Role of Other Private Institutions	86
4.8.1.9.	Crimes Combating Institution and Legal Frameworks vis-à-vis Serious Crimes	88
4.8.1.10.	The Bottlenecks to Prevent or Curb Serious Crimes	90
4.8.1.11.	The Role of Concerned Bodies in Response Serious Crimes.....	92
4.8.1.12.	The Existing Criminal Justice Police Ethiopia and Serious Crimes.....	93
4.8.1.13.	Measurements Have Been Taking to Encounter Serious Crimes.....	94
4.8.1.14.	Crime Prevention Mechanisms, Strategies and Community Participation Platforms	95
Chapter Five.....		96
5.	Summer Findings, Conclusions and Recommendations	96
5.1.....	Summer Findings	96
5.2.....	Conclusions	98
5.3.....	Recommendations	99
Bibliography		101
Appendixes		111

	Pages
Tables	
Table 1	31
Table 2	37
Table 3	39
Table 4	44
Table5	48
Table6	51
Table7	53
Table8	56
Table9	58
Table10	60
Table11	62
Table12	63
Table13	73
Table14	74
Table15	75
Table16	77
Table17	78
Table18	80
Table19	81
Table20	83
Table21	84
Table22	84
Table23	82
Table24	88
Table25	89
Table26	92
Table27	93
Table28	94
Table29	95
Table30	95

Figures		Pages
Figure 1	Indexed Trend in Comparable Crime Year By Year (2008-2017)	37
Figure 2	Indexed Trend in Comparable Crime Year By Year (2008-2017)	41
Figure 3	Indexed Trend in Comparable Crime Year By Year (2008-2017)	45

List of Acronyms

ATS	Amphetamine Type Stimulants
FDRE	Federal Democratic Republic of Ethiopia
FGD	Focal Group Discussion
KJV	King James Version
OSAC	Overseas Security Advisory Council
SCCJR	The Scottish Centre for Crime and Justice Research
SOCTA	Serious and Organized Crime Threat Assessments
SPSS	Statistical Package for the Social Sciences
UN	United Nation
UNODC	United Nations Office on Drugs and Crime
UNHSP	United Nations Human Settlements Programme
USA	United States of America

Abstract

Crimes are not accepted and criminals are condemned in all societies. Penalties are arise from all legal systems, albeit, the magnitude, pervasiveness and consequences thereof are extensive globally in general and in Ethiopia in particular. This study aims at investigating how serious crimes' are ongoing, their prevalence and the consequence in the study area of Addis Ababa. The study's target populations consisted of Addis Ababa Police Commission, Courts and the Attorney General. Relevant to this thesis secondary data were acquired from these organs archives and questionnaires were also distributed to their respective employees and also discussions were made with these organs staffs. From the study, it was principally proven that socioeconomic problems are root causes for crimes including poverty, unemployment, the prevalence of abusive and drug substances, psychological disorders and others. In addition, the study revealed that serious crimes remain as challenging in the study area including fraud, robbery, aggravated theft and homicide. The study further found that certain members of society like females and children are directly affected by crimes. The perpetrators are largely male, bachelor or single, with limited education; young and early adults. On the other hand, the impact of serious crime goes far beyond affecting people and property to the highest level that perturbing the socio-economic fabric of the study area including the wellbeing and security of the dwellers and business transaction. Those bodies which are expected to encounter serious crimes having faced diverse challenge in preventing serious crimes. The study further found that the existing criminal justice policy is not addressing all serious crimes sufficiently and exhaustively as it should and stockholders are not coordinated and well-organized in regards to serious crimes. As well to fight serious crimes, institutional bottlenecks can be taken as impediments viz. lack of capacity, logistics, and infrastructures lack of coordination, communication, and commitment among stakeholders. The study found that crime prevention mechanisms like awareness creation are key in responding to crimes. The study concludes with recommendation grave crimes prescribed in the thesis. Those stockholders who involve in crime control and curbing institution should work together to reduce and ultimately eliminate serious crimes.

Key words: Serious crimes, trajectory, prevalence, consequence, exploratory study

Chapter One

1.1 Background

Crime is as old and even equal as the origin of mankind. Historical records reveal that crime began in primitive time, for instance, the Holy Bible in the Book of Genesis Chapter One verse Eight tells us how Cain kills Abel, his brother and for it the former was cursed and supposed to be a criminal (KJV: 2000 and Zondervan 2016). Scholars are labeling the nature and impact of crimes differently, for instance, Zimring (2012) realizes crimes as negatively spillover panic against public. Ludwig, Greg and Paul (2001) have seen crime as it has an adverse impact on quality of life and is also burden for economy; for instance USA is allocating trillion of dollar to curb crime and it is also affected the re-allocation of resources. UNHSP (2010) and Garner (2012) have lucidly pointed out the other face of crime as it is acting of violates the law of the nation and in rerun for this punishment is imposed against the wrong doers. Maguire (2013a; 2014b) a renowned criminologist argues that crime also has adversarial impacts on the psychosocial wellbeing of the society.

The focus of crime studies is catching scholars attention from forensic psychologists, criminologists, to policy makers (social and public), and related disciplines in the social sciences. These scholars are concerned in dealing with the complex nature of crime (Crowl, 2014; Purcell and Bruce, 2010; Wiksträ, and Sampson, eds. 2006). Wilsem (2009) emphasizes and argues that some researchers are studying the general and still others are focusing on the specific trends and nature of crime. For instance, there are researchers who are curiously attracted with studying of the pervasiveness of crime in the urban areas (Blumstein and David, 2000).

UN HABITAT (2010) affirmed that cities and urban centers are vulnerable and experienced with insecurity and instability than any moment in time before now, in terms of crimes. Researchers systematically and coherently point out the cause of crimes. For instance Sargin, and Temurçin (2010) place crimes in the broad perspective that crime is ensuing from socioeconomically and psychosocially complicated context. In relation to the earlier cited work, (UN HABITAT, 2010), Blumstein and David (2000) associated crimes with socioeconomic problems and they further addressed that the prevalence of crime is regrettably and horribly increasing in urban areas than its rural counterparts.

As per to the Washington State Institute for Public Policy (2006) in the United State alone, for instance, every year the government is expected to allocate budget for the construction of new prisons and other costs incur thereof and equal to this crime burdens heavy load on the tax payers. World Bank (2011) in its comprehensive study asserted that serious crimes become enormous and consume the national assets and resources which could be invested to other development sectors. SOCTA (2017) and UNODC (2010) on their side addressed that the issue of serious and organized crimes which are headache for EU member state countries and which are completing and getting higher in urban centers.

As a response to serious crimes countries consider law enforcement methods and socioeconomic policy to urban crimes. For instance, in Latin American countries where crimes and criminals are wild particularly organized criminal groups' heavily armed police or military is positioned in the areas, for instance, a lesson can be drawn from Brazil (Brown, 2011). Brown and Caldron (2011) on the other hand acknowledged that Mexico implements different urban crime preventive policy including "police and judicial reforms, civil-military relations, anti money-laundering and gun control measures."

European countries have a far reaching urban crime policy for instance France to control crimes it takes into account social development in urban areas and eliminate exclusion and insecurity in collaboration with stakeholders including municipal police forces, elected representatives and associations (Chalom *et al* 2001). Similarly speaking Holland, *et al* (2007) articulated that British use urban policy as a means of struggling urban crimes. Having all these efforts are exercising to curb crimes still the problems are continuing. According to UNODC (2005) crime rate and prevalence in some Africa countries is very from high South Africa, Botswana Zimbabwe and Swaziland which is account more than 5000, to medium in Ethiopia 500, and less than 100 crimes per 100,000 population.

Crimes are rating for their magnitude accordingly it can be dividing, ordinary crimes, petty offences, serious crimes and others. "Serious crimes" equally and alternatively refer as "grave crimes." For instance, in Trinidad and Tobago legal system serious crimes is termed as "major crime" (Seepersad, 2016). Because of its complex and dynamic nature serious crimes are affecting every human being. These crimes are viz. burglary, kidnapping, murders, and shootings, raping, robberies, and, aggravated theft, vagabond (Zatkoska, *et al*, 2016 and International Criminal Court, 2011). These serious crimes are shaded their impact on every

aspect of socioeconomic and psychosocial life including urban activities. For instance the impact of serious crimes in Australia urban areas is huge. In this regard the Minister for Justice and Police, Deputy Premier, Troy in his speech for the Australia Parliament articulated the shock of serious crimes as:

“Serious and organized crime(s) affects our community, economy and way of life. The effects of these crimes can be felt across the community, whether through investment scams, cyber attacks, clandestine drug labs in suburban(and urban) areas or acts of violence between criminal groups on our streets. Serious and organized crime(s) also (have) a broader impacts on the Australian economy. The Australian Crime Commission (ACC) conservatively estimates that serious and organized crime costs Australia in excess of \$15 billion every year.” (Angus 2016:1)

Ethiopia is not exception in come across crimes. Crimes are seriously affecting every individual thus the country enacted the new Criminal Code in 2004, which is repealed and replaced the 1957 Penal Code along this Penal Code. Along to Criminal Code different proclamations have been enacted, which govern crimes activates. The aim of this Code and proclamations are becoming functional to handle the serious, complex and technology born crimes including “hijacking of aircraft, computer crimes and money laundering, human trafficking and others” (FDRE Criminal Code, 2004). In relation to this Ethiopian government has adapted the first Criminal Justice Policy (2011).

According to this Crime Justice Policy (2011) as it has affirmed in the preamble part that the objective and aims of the policy is clearly reflected in the mentioned document¹. This Criminal Justice Policy came into operational with the aspiration of the wellbeing of the nation. For instance, Part One section 1.2 (1) of the policy document stated the relevance of the policy that: “የኢትዮጵያ ብሔሮችን፣ ብሔረሰቦችን፣ ሕዝቦችን፣ መንግሥትንና ግለሰቦችን ከወንጀል ጥቃት በመከላከል ሰላምና ደህንነታቸውን ማረጋገጥ (ሲባል ይህንን የወንጀል ፖሊሲ ማውጣት አስፈልጓል)” which is literally mean in English “(it is believed to have this Crime Justice Policy) to protect against from crime and ensure peace and security of nation, nationality and people of Ethiopia, (its) government and individuals”

The nature of this policy document is broader and general. It is in particular entertained serious crimes which are seen such kind of crimes poses threats against survival of the state among others terrorism, Trans-boundary crimes, hijacking, corruption, cybercrime and others. However,

¹ The Criminal Justice Police has not yet the English version

the policy has not address any issues with regard to urban serious crimes. Experience and practice that has shown in most developed nations they have a separate and specific urban crime policy. Thus, Addis Ababa, as capital city, and seat of many international organizations it is expected to maintain the security and wellbeing everyone and to do this having a separate urban crime policy, other than Criminal Justice Policy, is essential. Furthermore, in these days the Ethiopia has the Urban Development Policy which is primarily focusing on how to foster and improve urban and urbanization but has no any place how to encounter the interference of urban activities like serious crimes.

To wind up, the cause, prevalence and consequences of crime have been taking the attention and focus of scholars, academicians and policy makers. Needless, regarding serious crimes issues are not yet adequately studied in the world in general and Ethiopian in particular. Thus, the study therewith would significantly serve as a step forward in the field of urban crime for policy makers, judicial organs, scholars and academicians.

1.2. Statement of the Problem

Peace and stability in one hand vis-à-vis crimes on the other hand are pulling and pushing each other, which determine the existence of society (Robert, 2009; Wan, *et al*, 2012). To put in the other meaning one cannot different from the other and vice versa. Societies regardless of its development level, income, and educational background will embark upon to maintain its harmony and peace and avert any obstacles that interfere into its survival. There are various causes that press on people to commit a crime (Eisner, 2012). For instance, Muzzini (2008) has acknowledged that urban poverty is proven for it is as one of, perhaps the chief, causes that stimulate urban crime. Cole and Gramajo (2009) express that urbanization is highly attached with crime. Stucky (2005) also argues that income inequality in urban areas is as one of the determinant factors for urban crime.

Addis Ababa as a capital city of the country where million peoples are moving, relocating and residing in it with diverge backgrounds. Life for the residences in Addis Ababa is not as easy task as it is expected and planed thus the residents are facing with diverse psychosocial and socioeconomic born problems like crimes. Practices have shown that crimes particularly serious crimes are highly and destructively affecting urban activate and admittedly, these crimes touch every aspect of life in the city.

Root causes of crime like poverty, poor educational background, unemployment, and rural urban migration, drug substance abuse, ghettos way of life are regarded as contributing factors of crimes (Weatherburn,2011 and Bharadwaj, 2014). In these days serious crimes in Addis Ababa are affecting all rounded of life including psychological, physiological, socioeconomic, the victims and the perpetrators themselves for which they are paying a price in relation to the issues at hand. Serious crimes; *inter alia*, homicide, robbery, human trafficking, money laundry, rape, aggravated theft, fraud, crime against intellectual property rights and others are aggravating and proliferating from time to time which are shouldered threats against the survival and wellbeing of the residences.

The purpose of this research is to make clear and gives insight for, the residents, policy makers, academics, or any readers in relation to the subject matter at study. Since there are only small studies in Ethiopia in relation to crime, however; none of these studies were provided a profound analysis and there are still several, critical and core issues and questions unanswered. For instance, Nega & Berhanu (2014) have carried out a brief article under the caption of “Crime Situations and Reaction of Criminal Justice System in Oromia, Ethiopia.” In their study they have identified those serious crimes like rape, homicide, robbery and snatching which are accounted less than seven percent as oppose to other type of crimes.

Meti (2016) on the other hand claimed and identified issues on crime in her thesis. This researcher has concluded that socioeconomic problems are the prime causes for crime and identified major crimes like theft, robbery and breach of trust. Except the second the remaining are not supposed to be serious crimes and she failed to address exhaustively serious crimes and their impacts. The researcher is also seen these crimes from socioeconomic perspective but didn't take into account other aspect like psychological. Similarly speaking Strafford (2014) and OSAC (2017) have been studied and come crossed about crime prevalence in the country in the general and in Addis Ababa particular. The nature of this study is addressed crime in the wider sense. In general the above researchers have doing well in relation the nature, type and consequences of crimes but still their assessment and findings were not adequate and exhaustive to address serious crimes.

As the result in this study the prevalence and consequence of serious crimes which are not sufficiently studied and tackled by other researchers, thereof, will properly be addressed as it should. Alongside, therewith it would be going through to analyze the major serious crimes in

relation to trends, prevalence and consequence in the study like homicide, robbery, drug using and trafficking, rape and sexual harassment, fraud, organized crimes, aggravated theft (burglary) and will be addressed appropriately. Furthermore, the Crime Justice Policy of 2011 has become into practice as reaction to halt crime. Notwithstanding, this policy put into place, serious crimes as a challenge is still remained as the principal problem in the country in general and urban centers including Addis Ababa in particular. Since many fundamental and critical issues of serious crimes in the policy is unanswered, unobserved or are not given due place as it should. Thus, this research paper tries to examine to what extent the criminal justice policy have so far been implemented in light of the topic under study. To this effect it explores the factors behind the gaps in the effective implementation of this policy. Subsequently, from the analysis of the background and the problem, the general objective of this research is to assessing “The Trajectory, Prevalence and Consequences of Serious Crimes in Addis Ababa.” In order to achieve the main objective, the spastic objectives of the study are to:

1. Examine the causes, trend, prevalence and consequences of serious crimes in Addis Ababa
2. Assess the role of concerned government bodies on how they respond to serious crime
3. Identifying institutional bottlenecks in fighting effectively serious crimes in the study area
4. Analyze the criminal justice policy justification and practice against serious crimes in the study area
5. Examine serious crimes prevention mechanisms and strategies that have been taking

1.3. Research Questions

In the light of the foregoing, some questions are raised and should be clarified to articulate the problem and objectives of this study:

1. What are the current root causes, trend, prevalence and consequences of urban serious crimes?
2. What are the roles of concerned government bodies in responding against serious crimes in Addis Ababa?
3. What are institutional bottlenecks in fighting effectively serious crimes in the study area?
4. What looks the Ethiopia Criminal Justice Policy likes and practice in relation to serious crimes in the study area?

5. What serious crimes prevention mechanisms and strategies have been taking?

1.4. Scope of the Study

The issue of serious crimes is as extensive and complicate as the other type of problems human being faced. Thus, the study was primarily focused on the trend, prevalence and consequence of serious crimes that have been committed in Addis Ababa. Experience has shown that shortage of time; perhaps, of accessible relevant data to conduct the study admittedly hamper any researchers' to conduct effective study. Thus, it is a must to focus on specific issue and in this regard in this study it should not be assumed to investigate broadly the analysis of the trend, prevalence and consequences serious crime in Addis Ababa. In this respect there are numerous actors that play or involve in handling and responding serious crime in the study area along to this numerous and horrible crimes are widespread.

Nonetheless, for similar reason, the research focused and selected institutions namely Federal Courts, Federal Attorney General and Addis Ababa Police. Furthermore, serious crimes in its names and types are diverse and addressing all these in this study is impossible but selected and highly aggravated and pervasive crimes including homicide, burglary, robbery, fraud, rape, drug using and trafficking, rape and sexual harassment are among others are addressed. In line with these institutions the study only examined the relation between trend and prevalence of serious crimes vis-à-vis the impact of socio-economic and psychosocial impacts in the study area. The study does not cover issue of serious crimes which are linked with the federal government, albeit, committed in Addis Ababa like corruption, terrorism, human trafficking, organized and other crimes. The range of time period to be covered by this study was from 2008 – 2017.

1.5. Significance of the Study

Crime is a global issue and touches every individual life. Thus, the study will let individual to be aware, careful and refrain them from crimes. Thereby, the study would contribute to the improvement of the overall counter crime measurements in the country in general and in the study area particular. If anyone is interested and has given due attention finding thereof, defiantly, reap fruitful issues particularly the law makers, policy makers and judicial or security organs. It would also be assets for any professionals who want to study about crime particularly in the field of criminology, forensic psychology, legal professionals or anyone who wish conduct a research in relation the subject matter at hand.

1.6. Limitation of the Study

Neither any study nor this one is perfect so the assessment of certain serious crimes may not generalize the diverse face of other serious crimes or may not give full picture about serious crimes. Furthermore, while the study was conducted the time constraint was a headache. Finally, no or hardly accessible literatures with regard to serious crime in the study area was disappointed. Moreover, concerned individuals were busy to give relevant information particularly at the time when to collect the questionnaires visiting the respondents' office time and again was an obligatory.

1.7. Organization of the Thesis

In this study, attempts were made to inspect the path, pervasiveness and consequences of serious crimes in Addis Ababa. In view of that, the study is organized in five chapters. The first chapter of this study consisting of introduction, background of the problem, objective of the study, research methodology, and scope of the study, significance of the study and limitation of the study. The second chapter integrated relevant literatures and researches reviews from different perspectives and it was ventured to include issues in relation to serious crimes. Chapters three embraced research methodology and research design. The fourth chapter deals with data presentation and discussion of the findings. This chapter has two sections: the first part was exploring and discussing secondary data and the second part was relied on questionnaires and interviews. The finally chapter, chapter five addressed the, summery findings, conclusions and recommendations.

2. Chapter Two: Review of Related Literature

2.1. Feature, Nature and Meaning of Crimes

Let the chapter begins with a famous French novelist, Bataill's, parlance on crime. Accordingly, *"Crime is a fact of the human species, a fact of that species alone, but it is above all the secret aspect, impenetrable and hidden. Crime hides, by far the most terrifying things are those which elude us."* As alluded to, in these days crimes have become annoyance and escalating as a sky rocket and swift as storm than any moment time before now, thus, the issue of crime is grasping the attention of researchers and policy makers (Stucky, 2005). As the result, much has been discoursed, written and characterized in relation to crime, criminality and criminals globally for centuries (Pollock, 2012 and Chainey, &Tompson, 2011). Among others, O'Flaherty and Sethi (2014:2) have publicized the characteristics of crime as:

"If criminals commit crimes because of their individual characteristics, then the volume of crime is roughly proportional to the number of criminals. Crime goes up when the number of criminals goes up; down when the number of criminals goes down. Crime is high in places with a lot of criminals, low in places with few criminals."

Wikström and Robert (2010:9) on their side characterized the nature of crime as it *"Since crimes involve at least (between) two persons, they are social facts. And all social facts involve people embedded in social networks that are in turn included in society at large."* Furthermore these writers also have spotting the nature of crime that it is intriguing and phenomenal since crime is a crime in one society, religion or legal system but it is the other way round in others society, religion or legal system.

For instance adultery, prostitution and homosexuality are crimes; even it costs criminals' life, in most Arab nations but they are not crimes in many western countries and the USA legal system (Danbazau, 2010 and Feldman, 2010). Correspondingly, using drug in Netherlands or being prostitute is legally permitted but it is strictly and severely prohibited and incurred ether civil or criminal liability in most legal jurisdictions including Ethiopia, please see the Prevailing Criminal Code (2004) Articles 525 and the followings.

Other nature of crime is that it is ensued punishment and the castigation resulted thereof is varying from legal jurisdiction to jurisdiction. For instance theft, adultery, selling or drinking alcohol or using drug and trafficking go after with punishment that is horribly painful and most

of the time its outcome and distinctively resulted in death penalty in those countries which strictly apply “*Shari'a*” law, for instance, Al-Riahi(2011) has conducted an extensive study about the legality and acceptability of prostitution in some selected Arab countries and in his findings prostitution is abhorred and penalized with horrible lashing and followed by regresses impressments which is lasted more than decade, and even in some countries it costs the life of person who involved in the system by death penalty perhaps beheading or stoning. However, on the contrary prostitution in EU member state countries is decriminalized even it is seen as a means of income and as processional work (Daniel, 2014 and Mathieson, Branam and Noble, 2015).

The other issue that is homosexuality once which was a criminal act all over the world but it is reckoning as one of fundamental rights, perhaps human rights, particularly in the western countries (Scherp, 2013 and Encarnacion, 2014). With regard to drug using it is decriminalized in some countries like Uruguay, Costa Rica, Mexico, Netherland and Portugal (The Law Library of Congress, 2016). Canada, Ireland and South Africa are countries with pending proposals for decriminalization of drugs whereas countries like Israel, Germany, Norway, Austria, Portugal, Argentina and others that allow treatment and alternative punishments for minor offenses drugs are presented in (The Law Library of Congress, 2016). Nevertheless, the existing Criminal Code of Ethiopia (2004) either using or trafficking drug is criminalized. From this one thing that we can perceive the nature and meaning of crime is dynamism from time to time, from generation to generation and from one legal jurisdiction to the others.

It is also characterized by the mere fact that males particularly juveniles are taking the lion share (the rates) of violent crime of victimization as well as significantly contributing in committing crime or as dominantly partaking in wrongdoing activates as opposed to their counterpart of females (O’Flaherty and Sethi 2014). In this respect feminism movement proponents and feminist criminologist are strongly believed and argued that the involvement in crime and role of female in criminal justice system is trivial for instance, Gundy reinforced and argued the case as “*Males and females are both more likely to be involved in non (-) serious criminality rather than serious criminality, but males are more likely than females to engage in criminal activity in all official crime report categories with the exception of prostitution*” (2014:25).

The other peculiar nature of crime is that as of the technology is leaping forward and the society is transformed, admittedly, crime is born, grown and exceedingly becoming sophisticated and

complicated. The development and advancement in one hand and newfangled crimes are going in juxtapose. For instance, today's world is interwove and webbing by internet and complicated communication, in which human beings and utility apparatus are completely relied on them, but these means of technologies are susceptible for cybercrime, telecom-fraud and other related crimes. However, these technologies and the crimes are not known some decades ago but the technology and the crimes are appeared concomitantly (Lavorgna, and Sergi, 2016; Europol 2015). Shoham, Knepper, & Kett,. (Eds., 2010) as cited from UN reports and characterized crimes that crime tendency is generally higher in urban areas than of its counterparts of rural areas in all countries it is also obvious that being victimized in urban public areas also greater than that of rural areas.

2.2. Definitions, Theories and Typologies of Crime

2.2.1. Definition of Crimes

The root source of crime was Latin which is that "*Crimen*" (Colinas English Dictionary, 2015). Scholars define the word crime as they perceive it is right and pertinent, for this reason, no universal accord definitions are providing yet. In this regard the New Encyclopedia Britannica (2001) defines crime from the nature, culture, and religion perspective and for it crime is awfully stiff and any particular act universally unacceptable and it takes place penalty therewith. Having all these scholars from different perspective define crime viz. Darrow (2002:1) defines crime as "*(it) is an act forbidden by the law of the land, and one which is considered sufficiently serious to warrant providing penalties for its commission.*"

A simple but comprehensive definition has also been provided by many scholars and criminal codes, *inter alia*, Colinas English Dictionary (2015: 396) defined crimes as "*an act or omission prohibited and punished by the law. (It is) an unlawful acts and an evil act.*" A renowned Blackstone Dictionary (2014:3165) on the other hand defined crime as "*An act committed or omitted in violation of a 'Public Law' forbidding or commanding it*"

Similarly speaking the exiting Criminal Code of Ethiopia Article 23 defines crime as "*a crime is an act which is prohibited and punished by the law*" but it has an exception as crime to be a crime for this Article 23(2) (4) as it puts the case as "*a crime is only completed when all its legal, material and moral ingredients are presented.*" In addition to this "*a crime is punishable where the court has found the crime proved and deserving of punishment.*"

The New International Webster's (2003) defines crime as against "morality or social or it is "wickedness." Sutherland, (2011) a famous criminologist, define crime as it is a product of socialization and it is nothing but learned behavior. Crimes, as Peters (2005) detailed for and defined Islamic Laws which are regarded crime as "*fixed by God, mandatory punishment sand therefore absolute.*" The definitions, all, therewith have sharing one thing in common that crime is unacceptable and no place for good in the society and in one or the other way. The above definitions be in explicit or in tacit acknowledge that handling crime is the matter of pubic business which imposes an obligation to do or not to do and because of its nature crime is always imposed penalties against perpetrators.

2.2.2. Theories of Crime

2.2.2.1. Psychological Theories of Crime

Theories have been developing from different fields of study in relation to crimes and due to, for the sake of clarity and relevancy for this study, only selected theories have been discussed here. To begin with, psychological theory of approaches suggests that crime is shaped by the combination of internal and external factors of the individual: their experiences within the neighborhood, the peer group, and the family. Researcher like Okada (2015) argued that there is relationship between mental illness, psychology and crime. To this effect the same author, Okada (2015:37) articulated the impact of psychological wellbeing for crime as "*impulsions, egoism, incorrigibility and temperament are discussed as psychological states that foster criminality.*" In the same way that DeLisi and Piquero have clearly put by the implication of psychology as a factor for crime and explain it as follows:

"Psychological theories of crime directly point to the individual's personality (e.g., Eysenck's PEN (psychotic(ism), extraversion, and neuroticism) theory, the five-factor model approach of Costa, McCrae, and others), emotions and cognitions (e.g., Mischel and Shoda's cognitive-affective personality system theory), and social psychological processes (e.g., Crick and Dodge's social information processing theory) that engender problem behaviors. The focus is appropriately aimed at the offender. But psychology is a discipline that is intensely (some might say obsessively) focused." (2016:5)

Moore (2011) appreciated the renowned psychologist Freud for what he developed known as psychodynamic-psychoanalytic theory, accordingly, personality is inculcating at the early stage

of development which is composed of three basic things: the id, the ego, and the superego. The overlapping these personalities determine criminality behavior, in view of that Moore (2011: 233) eloquent as:

“Delinquent behavior occurs as a result of imbalance between these three parts of our personality and is thought to be a symbolic way of meeting our unconscious needs. The internal conflicts that lead to delinquency, usually resulting from a conflict between the id and societal norms understood by the ego... ”

2.2.2.2. Biological Theories of Crime

Before time biological theories believed that crime is seen as a form of sickness which is reasoned or caused by pathological factors. According to pathology theory the idea that criminals have no any option than committee crime they assumed that the reason to misdemeanor is the disparity chemical composition in the brain. On the same track up until it became destined to be criticized by other scholars Lombroso the famous Italian professor of medicine at the University of Turin conducted a research in a biological aspect of criminals. According to his findings:

“The prisoners bore certain physical characteristics or stigmata that indicated that they had not quite sufficiently evolved: they had long arms and fingers, they had abnormal body hair, and they had developed sharp teeth and had extended lower jaws. In a nutshell, Lombroso thought that criminals were more apelike or Neanderthal than noncriminal. He referred to them as atavists or biological throwbacks to an earlier period of human evolution (Paternoster and Bachman 2010:47)”

On the other hand it is believed that biological explanations of crime assume that some people are ‘born criminals’, who are physiologically distinct from non-criminals (SCCJR: 2010). In the same ground Démuthová, and Bucik(2012:18) have typified how far biological arrangement contributing for crime as *“ The transition from childhood to adulthood therefore characterizes also naturally increased to break the rules of society and behave delinquently.”*

It is noteworthy, for example, those biological theories of crime are assumed and credence that criminals are physiologically quite be at variance from their counterparts since biological inferiority predestined them to be criminals. Scholars are conducted diverse studies to settle on whether criminality innate hereditary like identical and frantically twins, family trees,

genealogical lines etc. However, all these study to attest that criminality is hereditary is not proven since the study failed to take apart hereditary persuade from environmental one and vices versa (Ellis, 201 and Odaka 2015).

2.2.2.3. Sociological Theories of Crime

Sociological theory of crimes take for granted that crime is emanated by the factors to the individual exposed: the experience they shard or the situations for which they are exposed within the community, neighborhood, society the peer group, school the family and others (SCCJR: 2010).

The sociological theories have been characterized the phenomena of criminality behavior in the context of other than the personality of the delinquents. Under the sociological theories there are other sub theories which are addressed the issues namely: (1) cultural deviance theory (2) strain theories and (3) differential association theory. For cultural deviance theory the principal causes of crime is social-disorganization and physical environment or to put in other format the exerting influence of social and physical environment is determined to be criminal or otherwise. For strain theory the “social structure” or “sub culture” by its virtue makes criminals frustrated and it makes them step ahead to be criminals. On the other hand differential association theory criminals are learning from their surroundings (Schneider, 2015; Akers, 2010 and Zembroski, 2011)

2.2.2.4. Social Learning Theory of Crime

Akers and Jennings (2016) refer to the truth element of the social learning theory as it's that criminal behavior is a learned one; this behavior is erudite in interface with other individuals in dynamic interrelation; it is occurred within intimate personal groups. When we mean a learned behavior is encompasses different aspects including behavior, attitudes, motives of other criminals, and modus operandi of committing the crime. Akers (2010) has conducted an intensive work the association of learning and social structure against crime accordingly the fundamental tenant of the theory is that the interface of social structure is governed individual behavior. The same author argued and explained the coalition of learning theory and crime as:

“ Its main proposition is that variations in the social structure, culture, and of individuals and groups in the social system explain variations in crime rates,

principally through their influence on differences among individuals on the social learning variables-mainly, differential association, differential reinforcement, imitation, and definitions favorable and unfavorable and other discriminative stimuli for crime” (Akers 2010:322)

The author also primarily pointed out institutions which are endorsed or denounced a learning criminal behavior as:

The family, peers, schools, churches, and other groups provide the more immediate contexts that promote or discourage the criminal or conforming behavior of the individual. Differences in the societal or group rates of criminal behavior are a function of the extent to which cultural traditions, norms, social organization, and social control systems provide socialization, learning environments, reinforcement schedules, opportunities, and immediate situations conducive to conformity or deviance(Akers 2010:323)

In this regard Kostić (2013) configured out how crime learning behavior is developed and addressed the issues as that particularly who are exhibited or exposed for violent behavior of adult surprisingly they are exactly mimic the behavior they are observing.

2.2.3. Typologies of Major Global and Urban Serious Crimes

Cities are experienced with both petty and serious crimes. Particularly the developing countries urban areas are the arena of serious crimes. Crimes are committed in different aspects among others burglary, kidnapping, murders, and shootings, raping, robberies, and, aggravated theft, human trafficking and others. These crimes are committed separately or serially or concurrently.

2.2.3.1. Murder or Homicide

Our ever shrinking, more complex and interdependent world intensely confronted with global problems and these global problems are becoming ever more acute and threaten to assume crises for the coming generations. For instance, problems posed by high trend of homicidal perpetrate due to population explosion, resource scarcity, drug, jealous of, avenge, social unrest and the influence of globalization and others (Burke, 2010) Scholars categorized murder or homicide as, for instance Pokel (2012), sorted it out as “ (1)Serial murder: a serial murder is defined as an event in which a person kills; two or more victims in incidents that are geographically unrelated;

Mass murder: a mass murder is defined as an event in which a person kills four or more victims at one time and place and spree killer: a spree murder is a single event with two or more locations and no emotional cooling off period between murders (2) Cannibalism: the consumption of human flesh (3) Cult: a pejorative label used to describe certain religious groups.”

Research findings has unearthed that per annual, for instance, in 2010 nearly a half million homicides were globally committed. This global picture of homicide varies from region to region and of these homicides, some 36 per cent or 170,000 homicides, occurred in Africa and Ethiopia was part of it. But specifically the Ethiopian context for instance Cole and Gramajo (2011) indicated that in 2002 the Ethiopia homicide rates per 100,000 inhabitants was 14294 in percentile 20.5. And as per to UNODC (2013) the average homicide rate stands at 12.0 per 100,000 populations and in this report the study was conducted up until 2012 and UNODC doesn't updated findings aftermath. However, the situation was the other way round for instance in Europe and Oceania it was accounted 5 and 1 percent respectively (UNODC, 2011). UNODC (2013) the global average homicide rate stands at 6.2 per 100,000 populations but it is varying from region to region.

Here is, define what homicide does mean is so imperative. Thus, intellectuals have ventured to come across with their own concepts and definitions of homicide. For instance as (Schlesinger, 2009) defined homicide as ‘the willful (non-negligent) killing of one human being by another. Deaths caused by negligence, accidents, suicide, or justifiable homicides are not categorized as murder.’ Homicide is a hectic and socially evil and a desperately detested crime which is against the best interest of the society at large. It can however be said that it has an adverse effects upon from grassroots level of family to the community as the whole and even it harms the perpetrators themselves (Brookman, 2015 and Smit, de Jong & Bijleveld, 2012)

2.2.3.2. Sexual Violence and Rape

Sexual violence is the phenomena in all countries be developed or developing and globally one out of four women is sexually assaulted by their immediate partners. Research has shown that the impact of sexual violence affected physical and mental wellbeing (Rwenge, 2008 and Holmes 2010).

A wide range of sexually violent acts can take place in different circumstances and settings. These include, for example: rape within marriage or dating relationships; rape by strangers; systematic rape during armed conflict; unwanted sexual advances or sexual harassment, including demanding sex in return for favors; sexual abuse of mentally or physically disabled people; sexual abuse of children; forced marriage or cohabitation, including the marriage of children; denial of the right to use contraception or to adopt other measures to protect against sexually transmitted diseases; forced abortion violent acts against the sexual integrity of women, including female genital mutilation and obligatory inspections for virginity; forced prostitution and trafficking of people for the purpose of sexual exploitation(Khanam, 2017,6 August:NP)

Action Aid (2014) has conducted an extensive research on sexual harassment against women and accordingly in Bangladesh particularly urban slum areas, like its capital, Dhaka, sexual harassment and rape is highly prevalent. Similarly in Brazil urban areas women are not safe and exposed for sexual assault and rape. Similarly in Liberia and Cambodia sexual assault, rape and gang rape and domestic violence is highly prevalent.

One of the series sexual assault or rape is *sexual homicide* (lust murder) and scholars are classifying Sexual homicide in to three taxonomy (i)rape homicide (ii) sexual lust (or sadistic) homicide and (iii) homicide after a sexual act to destroy evidence. In the case rape homicide the prime objective of rapist is only rape but in the course of rape homicide rape for various reason. In the second case i.e. the sexual lust or sadistic killers the mere intention is seen as the true sexual killers (Malmquist, 2010). Scholars are tagging sexual murderers into three basic features viz. grievances, sexual, and sadistic motivational attributes. Unlike other type of criminals sexual homicide offenders are start committing a crime at their young and get upper it hand gradually. Furthermore, a research finding has shown that more than 25 percent of homicidal offenders were discovered that they were brain abnormalities (Morgenbesser&Kocsis, 2008; Meloy, 2000 and Schlesinger,2005).

2.2.3.3. Corruption

Corruption can be considered as Philipp (2009:5) as cited from the work of Thompson that “Corruption is bad not because money and benefits change hands, and not because of the motives of participants, but because it privatizes valuable aspects of public life, bypassing

processes of representation, debate, and choice.” In the same fashion the United States Institute of Peace (2010:4-5) alluded to and viewed corruption as widely as:

“(corruption is) an immoral practice and is increasingly condemned around the world ... (it) creates a system whereby money and connection determines who has access to public services and who receives favorable treatment. ... (it is) insidious plague that has a wide range of corrosive effects on societies, (and) it diverts funds intended for development, undermines the ability of governments to provide basic services, feeds inequalities and injustice, and discourages foreign aid investment.”

From this it can be conceptualized that corruption is like a rodent which has infested public interests and repositioning public assets to corrupt individual pockets. Thus we can further realize the fact that it can cripple government capacity to dispose its expected and customary activities (Myint,, 2010). Notwithstanding corruption is archenemy of human being and it affects all traits of human beings viz. socioeconomic development, rule of law, to make short long lists a short it affects all aspects of life since corruption only benefit certain classes at the expense of the mass and letting the globe to be insecure. Thus the needfulness fighting corruption is paramount significant Sullivan and Shkolnikov (2011). Similarly Gunardi (2010) on his part, similarly speaking, addressed the issues that the absence of good governance and the misbehavior of public officials are mostly perceived as the root causes of corruption. As Gunardi (2010) described the role of officials in corrupt practices as the same Amundsen, (2009) has also concisely described the major rhetoric corruption into two basic terms i.e. “Grand” vs. “Petty” both are manifested in different ways the former is strictly bonded “with political corruption involves political decision makers” while the later which is evolved “in the public administration, at the implementation end of politics.”

2.2.3.4. Robbery

Robbers are serial criminals and will continue to prey on victims until arrested. Any person(s) who having obtained firearms or other hazardous weapons commits a crime with the intent of endangering or harming others' life. With particle, unlawfully acquire or stage to seize others property or stormed legally protected business centers, financial institutions, residence areas at any particular conjecture and time (Thompson, 2014). Study has shown that robbery is series crime for instance Prinsloo (2009: 57) put the case as:

“Robbery was reported to be a very serious offense in Tanzania (85.4 percent), Uganda (1992) (70.8 percent), and South Africa (1996) (73.8 percent) and (2000) (72.9 percent). Victims who reported their victimization more frequently than the average were from Zimbabwe (42.3 percent), South Africa (1996) (43.0 percent), Tunisia (46.5 percent), Swaziland (48.9 percent), and especially Tanzania (68.7 percent). The satisfaction ratings of victims who reported their robberies to the police were fairly modest. The most satisfied respondents were from Uganda (2000) (50 percent), South Africa (43.5 percent in 1996 and 40.2 percent in 2000), Lesotho (40.9 percent), and Nigeria (40 percent).”

Gaziarifoglu, (2010) addressed that most robberies occurs in urban areas particularly in developing nations. In these countries for instance in the USA cities such kind of crime is prevalent. According to this writer there is higher linkage between integrated streets and the alleged crime since the city dwellers are highly relied on cars.

2.2.3.5. Organized Crimes

Organized crime is a crime which is committed by organized criminal group(s). According to the UN Convention against Transnational Organized Crime (2001), Article 2 that deals with organized criminal group as it is defined as *“A structured group of three or more persons existing for a period of time and acting in concert with the aim of committing one or more serious crimes or offense in order to obtain, directly or indirectly, a financial or other material benefit.”* These organized criminals groups are engaged in different but serious crimes among others drug trafficking, smuggling of migrants, human trafficking, trafficking in persons, illegal wildlife trade, trafficking of small arms and light weapons, counterfeiting, terrorism, piracy, money laundering, illegal organ trade others.

Drug trafficking is the most serious and notorious transnational organized crime in the globe. In this regard researches have indicated that drug impacts are ample and its sphere is dramatically shifting. For instance, Africa is serving as a major drug route or destination for other markets and its magnitude is mounting time and then. For instance, 4.1 billion units of drug either destined or consumed in Africa in 2003 and it accounted 13.3 percent of the global sharing (UNODC, 2010). Along this Ferragut (2012) outshined the fact that drug traffickers, laundered billion of dollars of dirty drug money and is using the laundered drug money to wrap their underground operating

expenses and via laundering practices they could be able to avoid any financial and other tangible or otherwise property of suspicion by the concerned bodies.

According to Malby(2010) globally drug related offences and drug trafficking offences are 45 per 100,000 population and 22 per 100,000 populations respectively. Regionally, for instance drug related and drug trafficking crimes and offences is the lowest, 10 per 100,000 populations in Asia and the highest, 80 per 100,000 populations in Europe respectively. The other face of organized crime is human trafficking. United Nations Convention against Transnational Organized Crime (2004) defined human trafficking as *“(it) may be understood to mean the recruitment, transportation, transfer, harboring or receipt of persons, by means of threat or use of force or other form of coercion, of abduction, of fraud, deception, of abuse of power or position of vulnerability or of giving or receiving payments or benefits to achieve the consent of a person having control over another person, for the purpose of exploitation.”*

May (2017) observes that human trafficking, strictly speaking, is taking as a grant for the sake of labor exploitation and sexual desire. In these days more than twenty million men, women and children are under direct traffickers yoke or bondage. From this lucrative business traffickers have been reaping more than 150.2 billion US\$ every year and most of these trafficked persons are destined and harboring in urban areas for the purpose of exploitation in any formats. The other crime is terrorism and it is as one of trans-boundary and organized crime, is a taking both terrorist and counter terrorism groups attention. These days to counter terrorist and terrorism trillions of dollars have been spending. Terrorist factions are particularly targeting infrastructures and utilities and civilians particularly urban dwellers. Terrorists groups are targeting most urban centers including New York, London Paris, Nairobi, Addis Ababa, Kabul and other cities (Alexander,2010; Shinn, 2010;Rowan, 2014 and Lutz & Lutz, 2010)

2.3. The Underlying Causes and Effects Crime and Violence

2.3.1. Causes and Crime and Violence

Harriott(2012:10) has presented a report to the UNODC about for the crime prevalence in Caribbean countries and herein identified some factors that urge people to commit crime among other as per to this fellow that:

“A high level of inequality is usually an indicator of other imbalances and social difficulties in a society. It is usually associated with the presence of large excluded sub-

populations, or dislocations associated with the early stages of transition from traditional agricultural economic structures to more modern industrial or service economies, and perhaps with a syndrome of other social problems that give rise to high levels of social violence.”

Available quality education can mitigate crime and the contrary elucidation is poor quality education contribute its own portion as a cause for crime (Harriott, 2012, Randi and Lochner, 2012 and Ojo, 2012). On the other hand Janel, and Tekin (2006) in their deep and exhaustive study they pointed out one thing that child maltreatment including child abuse and child neglect contributing for the greater degree of engaging in many types of crime. Cáceres-Delpiano and Eugenio (2008) provided a detailed analysis the linkage between unilateral divorce and crime Bianchi and Buonanno (2010) in their empirical study acknowledged that there is a direct correlation between crime and immigration and in this regard these researchers have revealed the fact that immigration is a headache for Italian since it poses a crime peril.

Similarly persuasive study was conducted by Webster and Kingston (2014) which tell us that indeed the overall poverty and the rate of intensification poverty have strong stimulus aggregate crimes at large. Similarly speaking income inequality does play a significant for violent crime (Fajnzylber, *et al*, 2009). In Nigeria for instance Katsina (2011) pointed out that urban crime is caused and facilitated by social inequality and alienation so also spatial segregation and politics of exclusion are taking in to consideration.

Align with income inequality, economic predicament can contribute for crime in this respect economic and financial expertise are argued that inflation is contributed for crime for instance Tamayo, Chavez, and Nabe (2013:382):

It is good to note that the lowest crime volume corresponds to the year on which the inflation rate's lowest value occurred, in the same manner that the highest occurrence of crime occurred on the year when the inflation rate was high, though there was an observed lag period of occurrence.

UN HABITAT (2010) recognized various causes of crime in the globe among others globalization of markets and increasingly sophisticated communications technology growth; proportion of youthful population, poor urban planning, design and management; the transition towards political democratization and social and cultural factors are among others.

UN HABITAT (2010) as the matter chance has conducted the causes of urban crime and it is pectinate to mention here and accordingly;

“The link between crime and city size in developing countries can be explained by three factors. First, returns on crime are likely to be higher in larger cities due to the greater concentration of wealthier victims, more opportunities to commit various types of crime, and a more developed second-hand market for the disposal of stolen items. Second, the chances of arresting a criminal might be lower in larger cities because large cities spend less on law enforcement per capita, or have lower levels of community cooperation with the police, or require more police officers per inhabitant to affect an arrest. Finally, larger cities have a greater proportion of crime-prone individuals/potential criminals.”

Gundy (2014) has more specifically shown the impact of the economic marginalization is as one causes of crime particularly for female. On the other hand UNODC(2010) has shown that the estimated causes of globalization for crime is including drug trafficking, human trafficking, smuggling of migrants, illicit trading in firearms, trafficking in natural resources, the illegal trade in wildlife, the sale of fraudulent medicines and cybercrime.

2.3.2. Impacts of Crime and Violence

Numerous studies have been conducted which pointed out the consequences of crime and for obvious reasons crime has an undesirable impacts both against legal persons and entities as well as it has depressingly shrinking tangible and intangible well-being of human being as a whole (Daniele &Marani, 2011 and UNODC, 2011). In relation to the economic development crime shade its gloomy impacts on the flow of FDI which causes hesitate investors to invest their assets and it is also perturbed trade activates (Ojog, 2014). UNODC (2105: XII) has unveiled a comprehensive study how far crime is affecting the economic and business activities of the continent as *“Crime erodes Africa’s social and human capital; crime drives business away from (from the continent) and undermines the ability of the state to promote development.”*

In the same fashion Bandyopadhyay, Pinto and Wheeler (2010) argued that the impact of crime as it is socially evil and to the enormous extent shade its impact in terms of economic costs against the society as well it slows economic growth at all level. For instance, Kneebone and Raphael (2011) go somewhat further the impact of crime on economic in the United State alone

in 2006 the federal government at all level disposed 214 billion dollars for criminal justice administration. Moser (2004) articulated the impact of crime that it dangers to the security of urbanized society and seriously affect productivity and development of urban areas.

On the other hand National Crime Council (2011) was reporting that crimes have declining the quality of life in terms of their social, emotional well-being, and physical. Crime is cause for the development of negative feelings against perpetrators, victims and society at in terms of suspicion, stress, guilt, fear, anger and frustration, sense of violation, shock and disbelief. In their study, Langton, and Truman, (2014:1) identified the cost of crime including socio-emotional impact of violent crime accordingly, *“68% of victims of serious violent crime—rape or sexual assault, robbery, or aggravated assault—reported experiencing socio-emotional problems as a result of their victimization.”* Likewise Bharadwaj (2014) pinpointed that the cost of crime as it is obstructed standard of living and the total quality of life. Wasserman, and Elli, (2010:6) found that the total impacts of crime as:

“Everyone is affected by crime, either as a direct victim or a friend or family member of a victim. Even individuals who are not direct victims of crime can be negatively affected in a variety of ways, such as developing an increased fear of crime or experiencing the financial impact of crime (e.g., higher insurance rates, lost work days). While primary victims of crime might be identified easily, secondary victims such as family and clan members may not be so readily identifiable and may not receive needed services. Identifying services offered for neighborhoods and communities can be even more difficult.”

Similarly speaking Dinisman and Moroz (2017) argued that crime is exceedingly distressing financial activates, personal and social health status, victims and perpetrators emotional and psychological makeup, eroded confidence of the police tasks.

2.4. Urban Crimes: A Lesson from Some Countries' Experience

The correlation between cities or urban areas and crime and violence are becoming complex and dynamic than any time before now and beyond what one can imagine. Many, perhaps all cities are experienced with disasters of violence and crime that threaten development and human wellbeing (World Bank, 2010 and UNODC, 2010). Crime against persons and property have been surging everywhere in the glob for instance a half billion crimes have been reported every

year along this crimes are increasing by ten percent every year (Chalom, 2010). Sargin, and Temurçin, (2010) in their study indicated that urban and urbanization is growing at alarming speed along this the level of crimes is also becoming acute particularly crime against persona and property.

Hove, *et al* (2013) for instance, in their deep studies they have identified that in most Sub Saharan Africa crime are taking as an alternative means to survive. According to these writers crime and violence in most African countries is beyond the governments shoulder and to the worst it is ungovernable. According to Livingston (2013) crime is usually sever and brutal in Africa and it is a challenge for its stability, development and security. To be specific, South Africa researchers claim it as mother of crime. In South Africa being a girl is a curse according to Livingston (2013:10) *“a girl born in South Africa (cities) had a greater chance of being raped than learning how to read.”* In latest report, Urban Safety Interference Group (2017) came with how far fear of crime in urban centers of South Africa directly or otherwise affecting quality of life. For which the government of South Africa has spent priceless resources for protection. It is because fear of crime many people evacuate and displace to other areas

Alapata (2012:178) on his comprehensive study has shown and argued the experience and impact of urban crime in Nigeria cities as: *“In many urban centers of Nigeria today, criminal activities and violence are assuming dangerous tendencies as they threaten lives and property, the national sense of well-being and coherence, peace, social order and security, thus, reducing the citizens” quality of life.”*

It is daily experience that millions of people encountered with crimes particularly urban areas. Strictly speaking cites are absorbed half of the world population in these days and crimes are abundantly concentrated in these areas predominantly in developing counties (UN-HABITAT 2007). In this respect, Brantingham (2011:199) as cited from the work of Ronald E. Wilson who described crime and the urban environment as:

“Crime changes with urban development patterns. Opportunities for criminal activity emerge, disappear, or move as geography changes across the urban landscape. Patterns emerge, dissipate, or persist... crimes are far more predictable by place of occurrence than by a particular offender...”

According to Felbab-Brown (2011) crime prevalence and rate in Latin American countries urban centers are six folds than the rest of the world. For instance epidemic and dynamic urban gang violence in Tegucigalpa, Honduras, in Mexico and Colombia powerful, violent and brutal drug trafficking groups greatly impacted the whole system including urban areas.

Action Aid International (2013) has conducted research that violence against women and girls in some countries urban centers including Ethiopia. The study findings have shown that urban women are harassed and vulnerable for different psychosocial problems. For instance the finding has revealed it as

In Ethiopia the key focus group in the study comprised women who work as small-scale vendors in urban areas in and around Addis Ababa. Findings showed that some key issues were: the lack of a safe marketplace; robbery, theft and homicide; housing problems; and transport. Perpetrators of violence and harassment saw women vendors as easy targets for robbery, bribes and sexual favors. Violence and harassment affected women's earnings and the sustainability of their small businesses, thus having an impact on their empowerment. The research report recommended that cooperatives should work with other organizations to priorities women's safety concerns.

2.5. Others Countries Experience Crime Policy and the Goals of Ethiopian Criminal Justice Policy

The philosophy behind criminal justice policy is differing from country to country and from legal system to legal system. Almost all countries in the world have criminal justice policy but they have adopted and implemented according to their political, ideological, social or other accounts as the case may be. Ethiopia is too late too having a criminal justice policy that the Ministry of Counsels has ratified this Policy in the 2011(FDRE Criminal Justice Policy, 2011). This policy document is divided in to seven major sections. The goals of Ethiopian Criminal Justice Policy have been pronounced in the policy documents particularly in its preambles and the first part of document.

It is believed that criminal justice policy development is a state oriented or public interest dimensioned when countries are adopted and ratified this policy they are considering or taking into account different scenarios viz. political, ideological, social, and moral or other parameters (Garrison, 2009). The Ethiopian Criminal Justice takes broadly into account the first two things (political and ideological). If one can read the policy altogether, it can be perceived that the

policy fails to notice, exhaustively and sufficiently as it should be, including individual's right and responsibility in general, and gender perspective issues, children, elderly and sexual assault segment of societies in particular since such kinds of things are not boldly outshined in other countries criminal justice system.

Menon (2007:6) has alluded to that the relevancy of criminal justice policy is as *"It is the function of a national policy to set standards for uniformity of procedures and practice, monitor compliance and co-ordinate functioning, to achieve the desired degree of efficiency and fairness in crime control and management of criminal justice in the country as a whole."* Crime and justice are core and inseparable concepts in any legally system. Crime justice administration is every country business in this today complicated world. Thus, researchers are exceedingly devoted in examine and study criminal justice system. Thus, before the appraise and exploring of the Ethiopia Criminal Justice Policy it is pertinent to look at what crime and justice mean in brief.

Garrison (2009) appreciates a criminal justice policy as it is a strategy how crimes are reduce or curbed. Similarly speaking the Resolution of the RIIGIKOGU (2010) on its part come up with the benchmark under the caption of "Guidelines for Development of Criminal Policy until 2018" accordingly the importance of criminal justice policy as *"The objective of criminal policy is to ensure public safety through the prevention of and responding to offences, reducing of damage caused by offences and dealing with offenders."*

Counties are investing billions of dollars to fight and prevent crime and still others spend billion dollars for penitentiaries and rehabilitation centers for criminals but all efforts are vain thus countries are devising mechanisms and introduced criminal justice policy as a solution to mitigate the crime which is evil for the society (Mears, 2010). However, there is no comprehensive and similar criminal justice policy in every country. Some countries have several but specific criminal justices policies other have single criminal justice policy like that Ethiopian criminal justice policy.

For instance some countries have single criminal justice policy and this policy encompasses and touches diverse issues whereas other countries have a policy which entertained a single issue. For instance Ireland and US American have a drug policy (Cassin, and Mahony, 2006) and other developed nations are adopted and endorsed in their legal system a gender related crime justice

policy (Neuenfeldt, 2013). Likewise there are countries who have a separate prison and rehabilitation justice policy like Netherlands, Britain and USA (Jago and Fionda ,2005). As well Canada has a Mental Health and Criminal Justice Policy Framework (Center for Addiction and Mental Health, 2013). Our country, Ethiopian has its own version of criminal justice policy which is strictly adopted an inclusive type since the policy document embraces and exhaustively entertained divers issues (the preamble of FDRE Criminal Justice Policy, 2011).

According to Justice Policy Institute (2011) American has adopted the prison and rehabilitation justice policy since this country has five percent of the world population but takes hold of twenty five percent of world prisoners. Rwanda is also introduced separately what is the so called “Justice for Children Policy” in 2014. The objective of this policy is primarily come into enforce to maintain the best interest of the child. Accordingly the policy in apparent term articulated it as *“To make the justice system more responsive to the needs of the children, there is need to continue efforts aimed at making maximum contribution to the survival, development, participation, and protection of the child, within an overall child protection system”* (Justice for Children Policy, 2014)

When we examine our country’s experience the current Criminal Justice Policy (2011) is supposed as bedrock of Ethiopian criminal justice system, the Criminal Code and other crime related proclamations. All these together have formally seen and orchestrated in a sense of against crimes and the guardian the country. Thus, any unlawful infringement would be responded by the state either by deterring or punishing, for instance the 2004 Federal Democratic Republic of Ethiopia’s Criminal Code, Article (1) the first paragraph (2) as clearly states that: *“(the code) aims at the prevention of crimes by giving due notice of the crimes and penalties prescribed by law and should this be ineffective by providing for the punishment of criminals in order to deter them from committing another crime and make them a lesson to others, or by providing for their reform and measures to prevent the commission of further crimes.”*

So in this section it is to be wise to see the trajectory or pattern of the Ethiopian criminal justice policy in light of the goals it posses. Thus, the goals of Ethiopian criminal justice policy has consist three basic elements: ideology, politics and security. The first goals of the policy document is ideology, despite the fact that it is not clearly said or stated about the ideology in the policy document itself, we can infer it from the terms, phrase, analysis put forward and

adopted in the policy document . For instance, Part One, section 1.2 (1) of the Criminal Justice Policy as it clearly stated as one of the goals of the policy is: *“to protect against individuals from crime and ensure peace and security of nation nationality and people of Ethiopia, (its) government.”*

The reason for this is that to attest whether it is an ideology or not it is pertinent to look the first line of the preamble in the Constitution which says *“we, the Nation, Nationality and People of Ethiopia.”* According to the Constitution the Nation, Nationality and People of Ethiopia are the true and all sovereign power holders thus their rights are enshrined in the Constitution (Article 8) as well as in the policy. Thus, we can infer from this that the policy is a safeguard and vanguard to enshrine the interest of the whole people at large. As many scholars argued that Ethiopian federalism is ethnic federalism and the manifestation is recited from the Constitution which declares that *“the Nation, Nationality and People”* are the hub of the ideology so this ideology is believed to be shielded and protected by the refereed policy.

The other issue which is seen in the policy document is “politics” to put in other parlance political influence is prevalent in the Criminal Justice Policy document. For instance Part One section 1.2 (2) of the Criminal Justice Policy which clearly alluded to that *“To introduce systems and to make sure its existence so as to deter any criminal acts against the constitution and constitutional order.”*

We mean by the constitution and the constitutional order here is so clear since in any country because the constitution is in one hand it is a will of the people and on the other it is a political document. Constitutional order is also meant in Ethiopia context is that as per to the current Constitution Article 56 which deals with political power and the Article verse clearly stated it as *“a political party, or a coalition of political parties that has the greatest power of seats in the House of Peoples’ Representative shall form the executive and lead it”* So the Criminal Justice Policy is tacitly and tactically is serving as a guardian of the executive power from any illegitimate acts.

The Ex-Ministry of Justice currently the Federal Attorney General was taking the initiative to draft and implement this Criminal Justice Policy. For instance the Proclamation No. 943/2016 Federal Attorney General Establishment Proclamation Article 5 (1) clearly indicating that the

objective of the proclamation is “*respecting and enforcing the constitution and the constitutional order.*” The Federal Attorney General is one of the executive organs and it is becoming a vanguard to respecting and enforcing the mentioned policy under the cover up of “*the constitution and the constitutional order.*”

Similarly speaking the Proclamation No. 916./2015 A Proclamation to Provide for the Definition of Powers and Duties of the Executive Organs of the Federal Democratic Republic of Ethiopia has listed twenty five executive organs of these the Ministry of National Defense Force and the Federal Attorney General are security and judiciary organ respectively and they are endowed with the ample power to safe guard the constitution and constitutional order.

The third issue of the Criminal Justice Policy which is entertained is “security.” Security is not separately seen from the wellbeing of the society and the existence of the country. According to the Criminal Justice Policy deterring the crime mean keeping the security of all. Actors in secure peace and deterring the crime are putting in the Criminal Justice Policy. The former Ministry of Justice the now Federal Attorney General, the Federal Police Commission, the security organs and other stockholders are expecting to play imperative role to deter crime and keep safety and wellbeing of the country and protection and interests of individuals (please see the Criminal Justice Policy Part Two 2.2, 2.3, 2.4 and 2.5.).

As per to Proclamation No. 720/2011 the establishment of the Federal Policy Commission Article (5) the objective of the Commission as explicitly indicated as “The Commission shall have the objective to maintain and ensure peace and security of the public and the state by respecting and ensuring the observance of the Constitution, the constitutional order and other laws of the country and by preventing and investigating crime through the participation of the public.”

On the other hand Proclamation No. 804/2013 the National Intelligence and Security Service Reestablishment Proclamation Article 5 has also affirmed that the objective of the Service shall be to protect and safeguard the national security of the country by providing quality intelligence and reliable security service. By the same talking the Proclamation No. 652/2009 on Anti-Terrorism in its preamble we can realize that the objectives of anti-terrorism proclamation is to protect people from terrorism threat and enshrined the people to live in peace, freedom and security. Thus, security is the other prime concern of the Criminal Justice Policy of Ethiopia. So

we can wind up Ethiopian Criminal Justice Policy is stand in three basic pillars i.e. politics, ideology and security. Regardless the current Ethiopian Crime policy doesn't consider basic issues as it should be, unlike other countries, having this policy by virtue itself are a leap forwarding one step ahead.

Chapter Three

3.1. Methodology and Research Design

This study were taking into consider an exploratory descriptive research methodology which tried to addressee the Trajectory, Prevalence and Consequences of serious Crimes in Addis Ababa. Thus, to begin, any research regardless it varies in its type and content peruse different methodological steps including an exploratory descriptive. As per to Odhiambo, Njanja and Zakayo (2014), descriptive study is assumed to find out and explain the characteristics of the variables of concern in the study. It is to be noted that a descriptive analysis is relevant to all types of research. It can stand alone as a complete research project or supplement causal analyses (Loeb *et al*, 2017). Exploratory descriptive studies are likely to reveal a chain or a network of causes and effects, connecting influencing factors with the criterion (Blessing and Wallace, 2008).

This study was taking into account a mixed methods design approach i.e. quantitative and qualitative to collect and analyze the study. As Carrie Williams (2010) mentioned the work of Creswall, 2009; Johnson and Onwuegbuzie; Tashakkori& Teddlie, in the mixed methods approach to research, researchers incorporate methods of collecting or analyzing data from the quantitative and qualitative research approaches in a single research study. Researchers considering the mixed methods approach to research are to draw from the strengths and minimize the weakness of the quantitative and qualitative research approach (Johnson &Onwuegbuzie, 2010).

3.2. Data Sources and Types

In this study both primary and secondary data sources were used. Pertinent primary data for the study were collected from the study area. For the sake of data analysis purpose, primary data were collected through questionnaires, interviews and case studies. Alongside to questionnaire and interview, the documents available including archives from police investigation reports, prosecutor crime charges, court decisions were integrated into the study. Furthermore, secondary data had also been widely used for the review of literature. To this end, official and acceptable statistics and review of earlier studies on the n relation to serious crimes were consulted from books, journals, articles and internet.

3.3. Sampling Techniques and Sample Size

Taylor, Bogdan, and DeVault (2016) have specifying the number of informants or settings they planned to conduct a study. Similarly speaking Alan (2010) also articulated that it is the array of where abundant data are available for the intended study. In other hand Anthony J. Onwuegbuzie and Kathleen M.T. Collins (2010) stated that to deciding how to select the sample for the qualitative and quantitative components of a study, mixed methods researchers also should determine appropriate sample size for each phase, the choice of sample size is as important as is the choice of sampling scheme because it also determines the extent to which the researcher can make statistical and/or analytic generalization

With regard to the sample size, Ritchie, Lewis and El are (2011) have given a detail account that a sample sizes should be at least reasonably as the case may be. Accordingly, the target populations in this study were three concerned governmental bodies including Addis Ababa Police Commission Head Office Crime Investigation Units, Federal Attorney General Lideta Branch Office, and High Courts. To get appropriate sample size from the target populating the researcher has deployed the following formulas.

Table: 1 Sample Distribution of Key Respondents. Total Respondents in the Three Governmental Bodies; (N=365)

No.	key Respondents	Target Population	Percentage
1	Addis Ababa Police Commission	125	34.24
	Subtotal		
2	Federal Attorney General	160	43.83
	Subtotal		
3	Judges	80	21.93
	Subtotal		
Total number of respondents		365	100

To settle on the proper sample size for the study the researcher handles the case suitable option that can provide relevant sample sizes. Since the population was fairly large the following simplified formula was taking into considering:

$$n = \frac{N}{1 + N(e)^2}$$

Where: n= is sample

N= Total Target Population

(e)= 0.05 or allowance of random error

Therefore, based on the above formula the total sample size (n) is:-

$$n = \frac{365}{1 + 365(0.05)^2}$$

$$n = \frac{365}{1 + 365(0.0025)}$$

$$n = \frac{365}{1 + 0.98}$$

$$n = \frac{365}{2}$$

$$n = 182.5$$

The sample portion of each target stratum is obtained through:-

$$\text{Sample Proportion (\%)} = n/N = 182.5/365 = 0.5$$

3.4. Data Collection Instruments

With regard to the data collection methods both qualitative and quantitative method were used. The study further explored based on the sources available particularly primary and secondary data. In the former case primarily questionnaires, key informant interviews, document analysis, focal group discussion, and personal observation were putting place and unpublished or otherwise sources, published books, journal, article and any electronic material were consulted.

Interview: According to Flick (2009) interview is one of the components of qualitative research. Similarly speaking, MacDonald and Headlam (2014) are also referred interviews as one of the most important tools to gather information from desired persons. Consequently, interview helped the study to gather valid and reliable data that were relevant to the research questions or objectives. So that, unstructured interviews were used with prosecutors, Judges, Addis Ababa Police Commission, with experts psychologists and social workers.

In order to get interviews, the researcher were implemented sampling method which is one type of non-probability sampling strategy and the aim of this is to procure all promising causes that fit pre-specified criteria. For this study purposive sampling were deliberately implemented. Accordingly, the study seeks to find particulate types of cases for in-depth investigation. It is advantageous for its lesser effects of generalize to huge population than it is to gain a deeper understanding of types. Since the nature and complexity of the topic under the study purposive sampling had been used (Bloor & Wood, 2016).

Questionnaires: in order to collect primary data the researcher employed both closed and open ended questions. The questionnaires therefore were prepared and administered by the researcher. The questions in the questionnaires were prepared in English language.

Focusing Group Discussion: To obtain detail information about the study the study also considering different FGD sessions with concerned individuals including judges, prosecutors and detectives from Addis Ababa Police Commission, experts of psychologists and social workers.

Document Analysis: appropriate documents dealing with the subject matter were collected and reviewed. Thus, documents which have been available at the archives of Federal Attorney General and the Courts were properly investigated and analyzed

Observations: personal observations during the study were implemented to explore the issues in the study which would not be covered in the questionnaire and interview checklist.

3.5. Data Collection Techniques

Scholars are dissecting the nature and types of data research in to two major parts primary and secondary. In the case of the former data have been taking for granting among others, observing, having experienced and recording the actual truth or fact to be cloth to it. The second case also obtained not from the sources but grasping from the date which is interprets and record from primary data (Walliman, 2011). It is advised, even most of authors advised, that using far-reaching form of data collecting procedures advantageous than consulting a particular source.

To address the case which is already studied, it needs to see things from different perspective. Hence, the writer of this research implemented different data collection techniques. Thus, the study primarily depends on the first hand data sources from observation, in-depth interview and

document review and analysis. While deep in-depth interview was conducted, it has also been used direct observation technique to get contextual information for the interviews conducted. The other form of data collection was in-depth interview. Documents which available at the archives of Federal Attorney General, Addis Ababa Police Commission and Courts were properly be investigated and analyzed. With regard to questionnaires as soon as the respondents completed filling their response to the questionnaire, the questionnaire were collect and 86% of the distributed questionnaires were returned in the on due time.

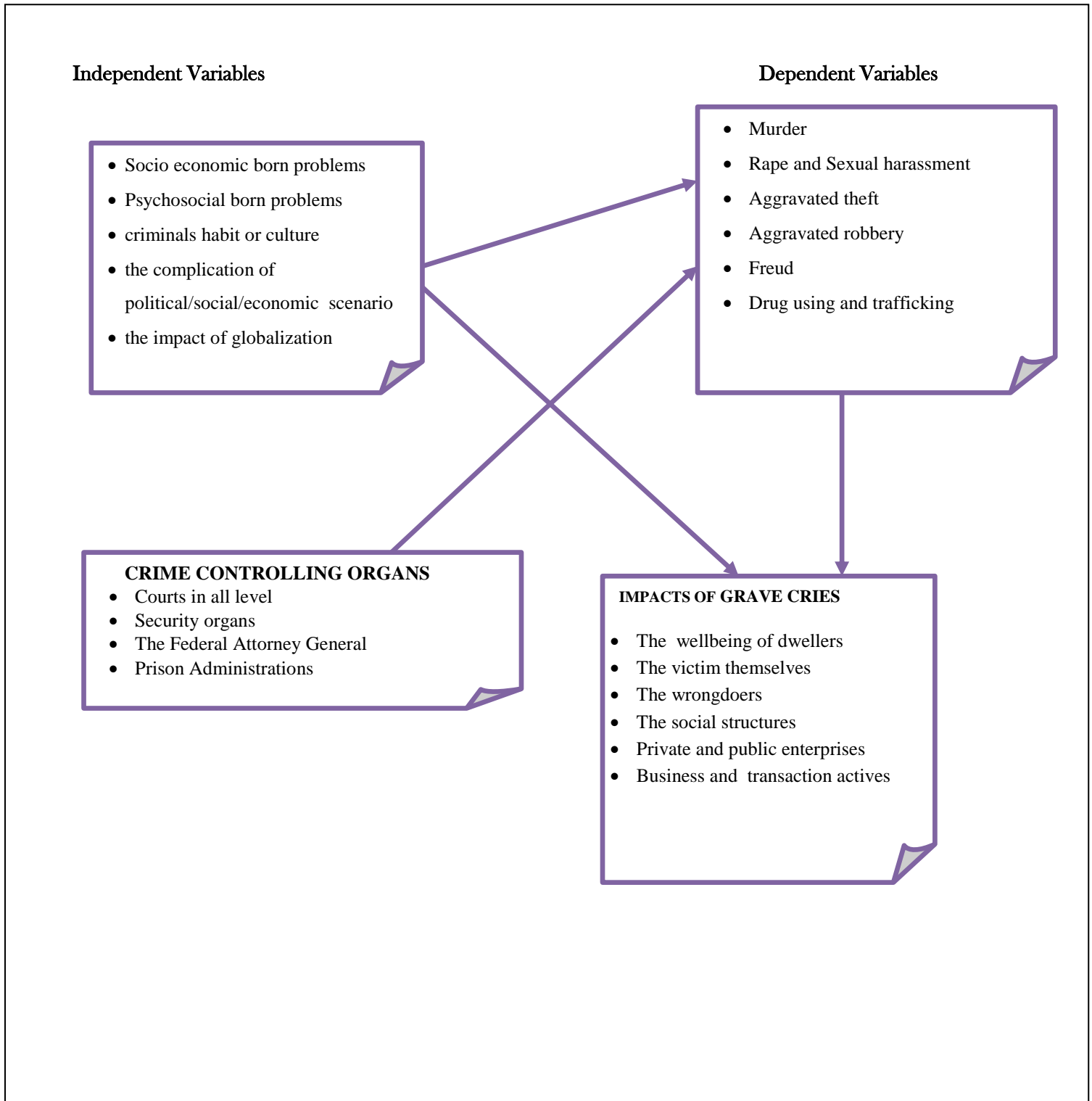
3.6. Methods of Data Analysis

Data were gathered through questionnaire and analyzed by using Statistical Package for Social Science (SPSS) V 20. The collected data were edited, organized and coded through standardized procedure to make it suitable for analysis. Once the analysis undertaken, the result of the analysis was presented in descriptive statistics formats including frequency, tables, chart, graphs, and percentages. The interview data collected from the participants were analyzed according to their nature. The quantitative data that were collected via interview and observation were also described or explained.

3.7. Trustworthiness of the Study

Save the Children (n.d: 8) is obviously articulated ethical consideration as *“Broadly said, ethical research is about ‘doing good and avoiding harm’ to those participating in the research.”* All but relevant ethical concerns were considering while conducting the research. All informants in the study were involved voluntarily. On top of that, make familiar with a clear presentation of the purpose and object the study laid a ground and enable to enhance trust between the researcher and participants. Respondents had been notified that the purpose of their consent was only for the sake of academic research and they were also informed that they had a right to decline at any time and point their consent. So far the respondents or informants were informed that their answer, no matter it is, would be kept confidential. Irretentive and harming personal matters had not place while conducting interview. To this end, all primary and secondary sources procure in any form are acknowledged so as to avoid plagiarism.

3.8. Conceptual Frameworks



Source: Own Survey Result (March, 2018)

Chapter Four

4. Secondary Data Presentation and Analysis

4.1. Introduction

Crimes in general and serious crimes in particular allied researches are rarely available particularly statistically based interpreting and analyzing one in the study area. Addis Ababa Police Commission as an institution collects every sort of crimes data in the study area for the sake of reporting for concerned bodies. However; these data are not deeply analyzed and interpreted in research layouts. The first phase of findings of research has been presented based on primarily the data that obtained from such kind of organizations. Accordingly, in this chapter it was focused on the results that found from secondary data of selected government owned institutions.

The chapter analysis was primarily relied on the data accessed from the Federal Courts, Attorney General's archives and Addis Ababa Police Commission Crime Recoding and Statistics Unites. It was that data available from Ababa Police Commission Crime Recoding Unites have been, albeit vast, condensed and analyzed as it should be. Thus, it has been pretty much observed and discussed the date as briefly as possible against the trends and prevalence all sort of crimes committed in the study area for a decade, to put in other parlance, the crime date have been consulted from 2008-2017. The research was principally aimed at investigating serious crimes; notwithstanding all these, it was momentarily pertinent to look at what seem other types of crimes in the study area to show their trends, prevalence and consequences.

Come in to the point, due to the vastness the data and shortage of time, only selected but acute crimes records available in the above mentioned institutions have been examined. The data were extensive but herein below, as has been depicted in tables and charts, so also rearranged and orchestrated in the way that expediently to show the readers as well as to analyze and interpret pleasantly. Therefore, the analysis presented in comparison by years and type crimes committed in the last ten years. In addition to this, different types of selected serious crimes data and dead files for the last ten years, existing in the federal courts and the attorney general archives have also been consulted. Like Addis Ababa Police Commission's statistical date therewith also massive Serious crimes data were available in the above mentioned two organizations ; however, due to the cases vastness and obsceness nature it was trying to select, categorize, and

analyze certain type of Serious crimes which were supposed to be serious and committed regularly and serially in the study areas.

4.2. Overall Crime Trends and Prevalence in Addis Ababa (2008-2017)

Table 2: Overall Crime Trends and Prevalence in Addis Ababa

Years	Sex	Crimes rate in number	Aggregate
2008	Male	55,233	63,781
	Female	8,558	
2009	Male	50,099	57,377
	Female	7,278	
2010	Male	53,789	61,456
	Female	7,667	
2011	Male	57,848	64,558
	Female	6,711	
2012	Male	60,975	67,853
	Female	6,878	
2013	Male	62,256	69,301
	Female	7,045	
2014	Male	57,572	64,092
	Female	6,520	
2015	Male	50,177	56,242
	Female	6,065	
2016	Male	52,890	59,372
	Female	6,482	
2017	Male	57,751	64,437
	Female	6,686	

Sources: - Addis Ababa Police Commission

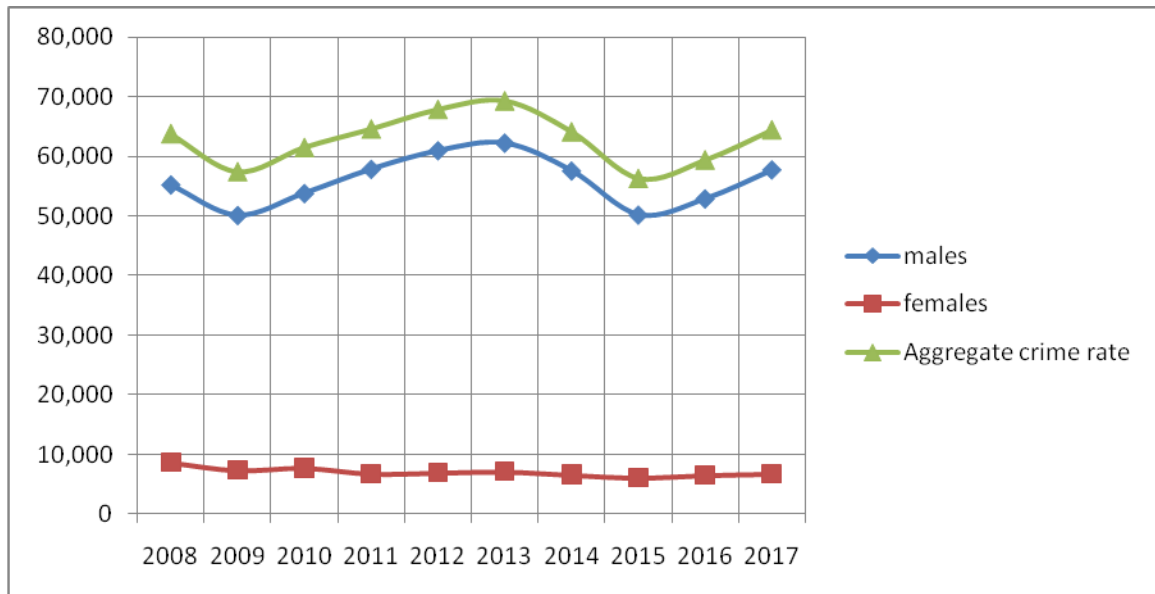


Figure 1: Indexed Trend in Comparable Crime Year By Year (2008-2017)

Currently it is believed that the overall population of Addis Ababa is more than three million and half and accordingly the average crime rate for every 100,000 population at least 2,000 of the residence in the study area were involving in crime which is much greater than of that of the national level which is 500 per 100,000 populations. From the above table the crime prevalence in the study area neither constantly increasing nor decreasing rather fluctuation of the involvement of criminals and crime rates have been observed year by year. Except in 2008 the crime rate and prevalence had been steadily increased on the other hand from the years 2009 to 2013 hereby the numbers of delinquents as well as the rate of crimes were increased and averagely the crime rate and prevalence in the study area were more than 60,000 every year.

Again it was observed that the crime rate decreased for three consecutive years from 2014-2016 then the crime rate reversed the other way round. The highest crime rate was recorded in the year 2013 and the crime rate was booming by 69,301 while the lowest rate was evidenced in the year 2015, the crime rate was 56,242. It can also be realized that the male wrongdoers were taking the lion share in committing crimes and in this respect the average male wrongdoers were 56,000 while female wrongdoers were 7,300. So it can be concluded that male wrongdoers were involving in crimes more nearly as eight times than that of their counterparts of female wrongdoers.

The role of females in committing crimes in the year 2008 and 2010 were taller than other years, however; the number of females engaged in crimes was uneven from one year to the other. Relatively female wrongdoers' involvement of crime has been decreasing since 2008. The heights rate crime and the lowest crime was recorded in 2003 and 2013 respectively. Like their counterparts of females the male wrongdoers' role in committing crime record was also bumpy from one year to the other for instance in 2012 the highest crime record was reporting while in 2009 the lowest crime were reporting. Averagely, 209 female per 100,000 and 1698 male per 100,000 were engrossing in crime.

4.3. Crime against Property and Persons Vis-à-Vis Social Related Crimes and

Year	Crime Against Property						Crime Against Person		Social Related Crimes		Pity Offences	
	<i>Breach of Trust</i>		<i>Theft²</i>		<i>Arson</i>		<i>Adultery</i>		Male	Female	Male	Female
2008	Male	Female	Male	Female	Male	Female	Male	Female				
	2522	405	11920	1157	59	17	387	2	6478	1633	10474	2245
	2927		13077		76		389		8111		12759	
2009	Male	Female	Male	Female	Male	Female	Male	Female	Male	Female	Male	Female
	2471	376	11532	948	59	19	134	10	6256	1751	8342	1778
	2847		12,480		78		144		8007		10120	
2010	Male	Female	Male	Female	Male	Female	Male	Female	Male	Female	Male	Female
	2687	416	11777	1044	30	5	144	14	6996	1730	9074	1746
	3103		12821		35		158		8726		10820	
2011	Male	Female	Male	Female	Male	Female	Male	Female	Male	Female	Male	Female
	2604	313	13488	1029	55	11	159	2	8467	1344	7233	1609
	2917		14517		66		161		9811		8842	
2012	Male	Female	Male	Female	Male	Female	Male	Female	Male	Female	Male	Female
	2619	270	13280	1142	40	13	126	13	9533	1776	7116	987
	2889		14422		53		139		11309		8103	
2013	Male	Female	Male	Female	Male	Female	Male	Female	Male	Female	Male	Female
	2180	228	10253	921	77	9	142	9	10361	1992	798	760
	2408		11174		86		152		12353		8058	
2014	Male	Female	Male	Female	Male	Female	Male	Female	Male	Female	Male	Female
	1972	234	10308	747	57	11	167	8	9774	2000	7082	997
	2206		11055		68		178		11744		8079	
2015	Male	Female	Male	Female	Male	Female	Male	Female	Male	Female	Male	Female
	1581	195	13131	790	63	9	178	9	8412	1657	6267	938
	1726		13921				187		10069		7205	
2016	Male	Female	Male	Female	Male	Female	Male	Female	Male	Female	Male	Female
	1894	215	8436	1345	53	7	32	0	9112	1813	6744	875
	2109		9781		60		32		10925		7619	
2017	Male	Female	Male	Female	Male	Female	Male	Female	Male	Female	Male	Female
	1326	209	7,761	572	57	2	121	9	9162	1884	11482	899
	1535		8333		59		130		11048		12381	

Pity Offences

Sources: Addis Ababa Police Commission (as amended and rearranged)

Table 3: Crime against Property and Crime against Person Vis-à-Vis Social Related Crimes and Pity Offences

² All sort of theft crimes are clustered as one. According theft date obtained from Addis Ababa Police Commission is miscellaneously categorized among others car thefts, car accessories' theft, any forms of thefts are among others.

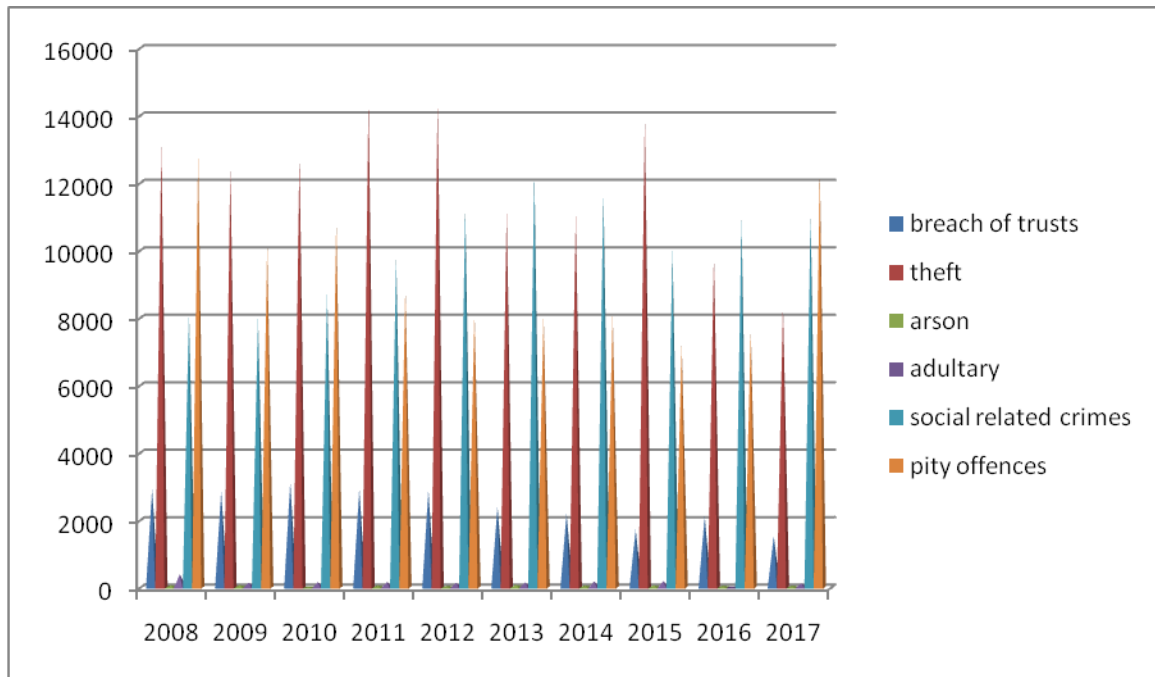


Figure 2: Trends in Comparable Crime Year by Year (2008-2017)

Apart from serious crimes there are crimes which have been common that seek due concern and attention for their prevalence and consequence. Their immediate implication can be immense but as one can simply observe from the above table or graph in all crimes the number of crimes committed in every single year has dramatically changing. The pattern of crimes in relation to nature and sex had been fluctuating from one season to the other. For instance, both the arson and adultery cases were less in number and sex ratio than the other crimes in the mentioned periods, however; adultery was averagely as three times bigger than as that of arson.

The difference between the two crimes was their nature in view of that arson was committed against property while the remaining was committed against the person. From the above table it was calculated and concluded that more than 97 percent of crime was accounted for crime against property and the remaining portion was covered by crime against person. In case of serious crime as it has been observed that in table three that crime against the property by and large had moved in the same direction since crime against property accounts almost 65 percent of crime and the remaining 35 percent crimes was against person.

Arson accounts less portion and the number of this crime that reported to the Commission was not more than two digits. The role of female wrongdoers in this regard was insignificant for instance in the year 2009 the utmost number that was 19 crimes and in 2017 there were few crimes and only 2 female wrongdoers were reported. In the contrary male wrongdoers were still taking the highest in number involving in the mentioned crime but kept count the lowest in number as compared to the other crimes. In relation to adultery the highest crime was reported in 2008 both in crime itself as well as male perpetrators and it was averagely twofold than the other years females were small in number and in 2016 no crime was reported in relation to female.

Theft in all forms, social related crimes and petty offences had been successively presided in the prescribed periods, however; the role of females in these crimes was sequentially involved the other way round. The number of females in petty offences, social related crimes, theft and breach of trust was greater in all parameters than that of male wrongdoers in arson and adultery. The overall arson crime from 2008 to 2017 was reported only 664 and which had even been much less than any crime reported in a single year, but adultery. On the other hand females were partaking in all crimes from 2008 to 2017 except in 2016 they were championed against crime and in 2016 in adultery case they were set free from the Commission crime recording.

Of these crimes in the prescribed table i.e. in 2015 only 32 adultery crimes, small in numbers, were reported while in 2011 alone 14,517 theft crimes, the biggest in number, were reported to the Commission. From the above tables except adultery all cases are regarded crimes committed against property. But bear one thing in mind is that social related crimes and petty offences comprised both crimes against person and property but the former supposed to be crime against person. From the table as one can simply observe that from 2008 to 2017 social related crimes increased from four digits to five digits while petty offences in these periods slightly decreased except in 2017 again increased where the high record observed in all the time. In social related crimes like insult, defamation, calumny and others are crime against person while damage to property, mismanagement of private interests and others are crime against property.

In 2008 and 2016 all together 37,339 higher serious crimes and 30,526 less serious crimes were respectively reported to the Commission. In 2012 the highest male wrongdoers who were accounted 32,714 in total and in 2013 the highest female wrongdoers which were accounted 10,410 in total crimes number was reported. In the contrary in 2013 small number of male wrongdoers were reported which also accounts 23,821 while in 2015 small numbers of female wrongdoers

were reported which comprises 3,416. The crime rate and margin was also disparity from one crime to other and from one year to the other. The difference between the male offenders and their counterpart female wrongdoers was really wide in all time and incidence and the difference is becoming widened since male criminals were greatly outnumbered.

Year	Robbery		Homicide		Attempt Homicide		Burglary		Rape and Sexual Harassment		Fraud		Drug		Armed Robbery	
	Male	Female	Male	Female	Male	Female	Male	Female	Male	Female	Male	Female	Male	Female	Male	Female
2008	2254	5	210	14	688	14	635	4	762	10	2622	454	307	5	34	0
	2259		224		702		639		772		3076		312		34	
2009	2754	1	187	8	667	23	687	4	554	6	2247	428	331	6	24	3
	2755		195		690		691		560		2675		337		27	
2010	2527	5	197	8	696	15	452	8	618	3	2244	450	507	2	30	0
	2532		205		711		460		621		2697		509		30	
2011	3582	11	186	12	934	27	881	7	511	8	2810	352	410	7	57	0
	3593		198		961		888		519		3162		417		57	
2012	3874	9	180	14	1027	36	735	4	528	7	3011	348	450	7	32	0
	3883		194		1063		739		535		3359		457		32	
2013	3397	4	202	7	1122	29	653	2	753	3	3252	460	478	11	14	0
	3801		209		1151		655		756		3712		489		14	
2014	3010	15	155	10	947	25	626	12	714	3	3049	328	516	10	11	1
	3025		165		972		638		717		3377		526		12	
2015	2441	11	95	4	938	35	521	4	726	5	3106	270	613	16	11	1
	2452		99		973		525		731		3376		629		12	
2016	3146	5	153	4	1116	58	529	7	567	0	3839	305	595	7	3	3
	3151		157		1174		536		567		4144		602		3	
2017	3678	6	163	10	1229	57	614	13	572	0	4428	558	667	38	20	0
	3684		173		1286		627		572		4986		705		0	

Sources: Addis Ababa Police Commission (as amended and rearranged)

Table 4: the overall serious crimes in Addis Ababa

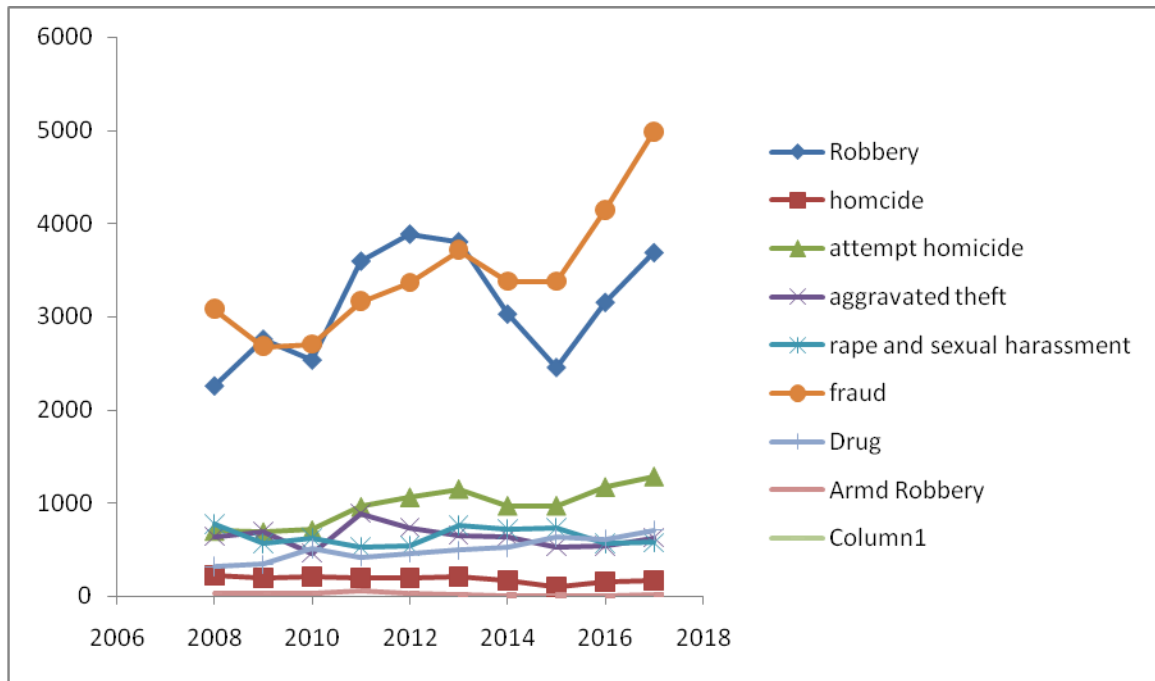


Figure 3: Indexed Trend in Comparable Crime Year By Year (2008-2017)

4.4. Types and Nature of Serious Crimes in Addis Ababa

Unlike the above two tables, which give the overall picture all type crimes and wrongdoers, this table and graph have dealt with specifically serious crimes. However, there are diverse serious crimes committed but the major one, eight types of serious crimes, were selected and discussed. List of crimes selected to be discussed are robbery, homicide, attempt homicide, aggravated theft, rape and sexual harassment, fraud and drug.

Accordingly, the ten years date has still indicated that fraud and robbery are the top serious crimes were respectively committed while armed robbery was taking the least portion. From the above table we can realize one thing that fraud and robbery in all years situated in four digits and in the contrary armed robbery still place not more than two digits. Be fond of other crimes the role of male wrongdoers in committing crime were immense than their counterpart of females. In this regard the role of female in armed robbery for a decade, from 2014-2016, was reporting only five. Unlike other cries females were diminutively involved in armed robbery, rape and sexual harassment and burglary³ respectively. Surprisingly, the role of female offenders in

³ The data obtained from Addis Ababa Police Commission with regard to theft that it categorized in six different types among others attempt to theft, burglary, theft at night, car theft, car accessories theft and

fraud much greater than any serious crimes reported in decade. Even this is far above the ground compare with male wrongdoers in homicide and comparable with aggravated theft. However, male and female wrongdoers were greater in number than any crime reporting in the referring years.

When we observe the prevalence of robbery between the periods 2008 to 2017 the distribution was uneven and the pattern change from year to year. For instance, robbery was picking in the year 2012 and lowest in the year 2008. The highest and least male robbers were reporting in the year 2012 and 2008 respectively while the highest and least female robbers were reporting in the year 2014 and 2009 respectively. Averagely 3066 male wrongdoers were taking part in robbery at the same time as 8 female wrongdoers were taking part in robbery it implies that male wrongdoers were involving in robbery 383 than that of female wrongdoers.

The difference between murder and attempt to murder is the thickness of a paper. The latter differ it from the former is hardly be saved the life of a person that such crime is committed against. Like other crimes the discrepancy of homicide and attempt homicide from one year to the other is clearly observed. According to UNODC (2013) the intentional homicide count and the rate per 100,000 population, by country or territory from 2000-2012 was presented. According to this data the Ethiopia homicide rate per 100,000 populations before 2013 was 12. However; from the above table the Addis Ababa homicide rate per 100,000 populations (from 2008 to 2017) was averagely 16.7 therefore homicide rate in Addis Ababa was grater by 4 percent as compare with all over the country.

The highest homicide was proofed in 2008 (224 crimes) while the lowest homicide crime in 2015 alone 99 crimes it was committed by 95 males and 4 females. Generally speaking homicide has been decreasing since 2008 from the table one can perceive that homicide is the second least committed crime after armed robbery, however; attempt homicide was the third biggest serious crimes after fraud and robbery. There were seasons when no females had taking place in crime for instance in rape case in the year 2016 and 2017 for two consecutive years. In the same fashion in the case of armed robbery within a decade no female roles were reporting for

miscellaneous thefts. However, only burglary committed at night and during day time have been taking in to account as grave crimes since as per to the Current Criminal Code of Ethiopia Article 699 it regarded them as a grave crimes.

about six years. In this regard from 2010 to 2013 for about four consecutive years females name was not pointed out as the issue. Generally speaking fraud had been increasing while armed robbery had been decreasing in the cited periods.

4.5. Wrongdoers Age, Educational Backgrounds, and Family Status

Year	ROBBERY																							
	AGES										Educational Background										Family Status			
2008	9-15		16-18		19-30		31-50		≥50		Illiterate		Primary		Middle secondary		secondary		Above secondary		Bachelor		Married	
	M	F	M	F	M	F	M	F	M	F	M	F	M	F	M	F	M	F	M	F	M	F	M	F
		20	1	406	0	1439	4	192	0	0	0	173	1	526	2	1053	2	272	0	21	0	1908	4	149
2009	16	0	518	1	1524	0	290	0	5	0	313	1	708	0	816	0	491	0	25	0	2124	1	229	0
2010	36	0	369	0	1309	3	205	2	2	0	204	0	623	0	629	2	418	3	47	0	1700	2	221	3
2011	9	0	932	0	1375	6	191	0	2	0	238	0	901	6	903	0	425	0	39	0	2158	5	351	1
2012	40	0	373	4	1586	2	466	0	6	0	227	0	847	4	821	2	429	0	147	0	2179	5	192	1
2013	16	1	261	0	1961	3	399	0	0	0	177	0	866	0	1038	2	399	2	112	0	2391	4	201	0
2014	15	0	507	4	1204	8	172	3	0	0	70	3	476	4	770	7	509	1	73	0	1636	15	262	0
2015	16	0	138	0	1170	9	284	0	1	0	69	0	188	4	676	4	570	0	106	1	1465	8	144	1
2016	21	0	447	0	1177	4	442	2	21	0	405	0	508	3	657	2	452	0	86	0	1443	1	320	1
2017	6	0	105	291	1277	86	380	0	15	29	85	104	674	192	518	127	414	2	93	0	1972	95	433	33

Table 5: The Status of Criminals

It is really to be a wise to observe the overall background of wrongdoers and there are lot of parameters to study criminals' character and behavior. Thus for the sake of this thesis three important yardsticks were into consider to analyzes the case among others the ages, educational background and family statues of offenders. According to the above table the age category between 19 and 30 was higher in partaking robbery thought male wrongdoers were immense and leading in all years involving in crimes.

In the age category 50 and above there were few wrongdoers followed by the age 9 and 15. In both cases females number involving in robbery was small for instance in the case of the age above 50 for about 9 consecutive years that is from 2008 to 2016 there was no reporting females role in robbery but in the year 2017 only 29 female wrongdoers were reported in this regard the age category between 9 and 15 within a decade only two female suspected case was reported. The number of females who involving in robbery, except the age categories between 9 to 15 and 31 to50, literally speaking has been increasing in the year 2017.

Female wrongdoers in robbery in the year 2009 in all ages category only single female suspected was reported while in the year 2017 between the age categories 16-18;19-30 and above 50 was the highest female criminals were reported even the female wrongdoers in 2017 was greater than that of male wrongdoers as the same year. From this we can perceive one thing that the productive group of society between aged groups 16 to 50 deepened their live on crime, from who expected much. From the above table it can be conceptualized that as one educationally upgrading and leap forwarding academically the tendency to commit crime is also vary for instance the illiterate and their academic level above secondary school tend to be not as much of taking in robbery than that of other groups.

Those who were at least completed middle secondary school dominantly involved in robbery followed by primary education. Females role in robbery whose academic condition above secondary school not more than 8 in all years but females role in robbery in 2017 in all education qualification was highly augmented and widened than any other years and like other parameters the role male wrongdoers much greater than of their counterparts of females. With regard to family status of bachelor robberies were outnumbered than that of married one and both male and female robberies were higher in number. Notwithstanding the contribution of female in

robbery was too small but in 2017 in both categories i.e. the bachelor and married the highest number of robberies case was provided. However, the roles of bachelor male robberies were averagely 222 times than that of as female robberies. Married female robberies were rarely appeared to be except in 2017.

4.5.1. Homicide

year	Homicide																							
	AGES										Educational Background										Family Status			
	9-15		16-18		19-30		31-50		≥50		Illiterate		Primary		Middle secondary		secondary		Above secondary		Bachelor		Married	
	M	F	M	F	M	F	M	F	M	F	M	F	M	F	M	F	M	F	M	F	M	F	M	F
2008	0	0	20	2	99	11	67	1	16	0	91	1	58	6	37	6	78	1	11	0	110	8	83	6
2009	0	0	8	0	71	5	91	3	6	0	9	4	34	2	56	2	73	0	33	0	403	16	127	4
2010	0	0	5	0	89	2	46	6	27	0	12	2	9	1	60	3	70	2	16	1	90	5	77	3
2011	1	0	8	0	105	6	36	6	3	0	4	3	21	2	93	3	28	3	7	1	103	3	50	9
2012	0	0	2	0	59	14	86	0	20	0	19	1	32	1	32	5	71	7	14	1	72	6	95	8
2013	1	1	0	0	90	3	72	3	27	0	34	4	202	9	383	6	233	3	21	2	565	10	308	14
2014	0	0	1	0	81	1	64	9	1	0	7	1	44	3	61	5	30	0	73	6	539	50	308	41
2015	0	0	8	0	44	2	39	2	3	0	0	0	6	1	8	1	28	52	1	0	74	3	20	1
2016	0	0	0	3	41	4	108	0	3	7	12	1	9	2	113	3	0	0	0	0	56	4	99	0
2017	0	0	1	0	79	5	67	3	6	0	16	1	18	4	75	2	36	1	8	0	97	6	56	2

Table 6: Homicide

In relation to the age categories between 9 to15 within a decade in both sex only 3 murder cases were reported and again less figure murderers and murderesses were reported in the age categories between 9 to18. The ten years data that have been observed the age categories between 9 to18 only 99 murder cases was presented. However; this figure is equivalent in the age category of 19-30 of 2008 where within a single year 99 male wrongdoers who were involved in homicide cases were on hand. Again it was equal in the overall female wrongdoers involved in all age categories and 99 murderesses were indexed.

In the age categories 19 to 30 the high number of murderers and murderesses was recorded in all years from 2008-2017 females were involved even their number was small. Except the age categories in between 19 to 30 there had been years when female wrongdoers not involved in murder crime.

With regard to educational background illiterate wrongdoers were pettily involved in murder than the other categories similarly those who completed middle secondary and secondary were respectively taking the leading role in committing the aforementioned crime. In 2013 in all age categories the highest figures and 2017 the lowest figures of homicide were at hand.

In relation to family status like other crimes bachelors are were predominantly involving in homicide than that of their counterparts of married one. In the year 2013 an 2014 in both cases the highest figure was respectively presented even in this case the number of female wrongdoers far greater than the remaining years.

4.5.2. Attempt to Homicide

year	<i>ATTEMPT to HOMICIDE</i>																							
	AGES										Educational Background										Family Status			
	9-15		16-18		19-30		31-50		≥50		Illiterate		Primary		Middle secondary		secondar y		Above secondary		Bachelor		Married	
2008	M	F	M	F	M	F	M	F	M	F	M	F	M	F	M	F	M	F	M	F	M	F	M	F
	0	0	78	4	353	6	111	67	1	16	9	11	58	6	37	6	78	1	11	0	110	8	83	6
2009	3	0	55	2	311	11	150	5	5	0	313	1	708	0	816	0	491	0	25	0	2124	1	229	0
2010	36	0	369	0	1309	3	205	2	11	2	68	6	106	9	202	4	121	1	33	0	403	16	127	4
2011	1	0	112	1	328	19	123	4	5	0	50	1	179	11	228	10	98	2	14	0	420	18	149	6
2012	1	1	74	1	417	25	234	7	44	0	112	6	249	11	203	11	154	5	52	1	575	19	195	15
2013	6	0	131	2	466	15	250	7	20	0	34	4	202	9	383	6	233	3	21	2	565	10	308	14
2014	6	1	72	3	472	13	141	6	21	1	40	2	161	1	210	9	241	11	51	1	515	17	188	7
2015	5	3	72	0	529	21	170	5	20	1	37	2	110	3	262	7	337	16	50	2	644	21	152	9
2016	1	0	33	0	590	42	258	10	43	0	23	10	295	28	291	8	269	1	47	0	636	35	29	17
2017	0	0	118	12	552	35	242	1	1	0	29	1	255	14	442	26	192	6	49	1	722	36	246	12

Table 7: Attempt to Homicide

Age population ratio available in the above illustrate table disclose that the total number of attempt to homicide reported in the age group 9 to15 in all years were 64 and a quick development record of this crime was only observed in the period of 2010 and it was almost half of record presented in a decade within the same category. In 2010 amongst the age categories of 9-15, 16-18 and 31-50 the nature of crime that was committed has indicated that the crime has been increasing.

In 2010 in the age category 19-30 unlike other years the crime record reach its apogee since four digits of crime was reported. In other categories the numbers of female wrongdoers relatively undersized except in the age category between 19 to 30 and in this age category commonly in ten years 190 female wrongdoers were reported. It was also excelling the aggregate number of the remaining age categories for instance the age categories of 9-15, 16-18, 31-50 and above 50 altogether were 163 wrongdoers in ten years.

Herewith, like homicide attempt to homicide share in common one thing that there was high female wrongdoers in the age category of 19-30. The available statistics in relation to attempt to homicide in educational background those that who were enrolled in above secondary school and illiterate respectively contributing less for the alleged crime and those who at least attended middle secondary school had been primarily taking the role in attempt to homicide. Female who were enrolled in above secondary school less likely involved in the mentioned crime. In all aspects in the year 2009 all educational background categories attempt to homicide hit the highest record.

In relation to educational background the trend and prevalence of attempt to homicide and homicide was quite different since in homicide case those who attended above secondary school had taking the lion share while in the same crime those who attended middle secondary school held the leading role. Female wrongdoers in homicide and attempt to homicide were convincingly found in the category of middle secondary school.

The above table has also presented the family status information on persons involved in attempt to homicide accordingly bachelors in general and male bachelors in particular was the highest in figure presented in contrast unmarried female were few but involved in the said crime as double as of their corresponding of married offenders. In 2009 the ever recorded attempt to homicide was recorded in this year and four digits crime was also recorded. The comparison between male and female wrongdoers ratio was 2421:1. Like homicide no consistency was observed from 2010 onwards it was slightly increased and decreased and also the opposite true.

4.5.3. Burglary

Year	BURGLARY																							
	AGES										Educational Background										Family Status			
2008	9-15		16-18		19-30		31-50		≥50		Illiterate		Primary		Middle secondary		Secondary		Above secondary		Bachelor		Married	
	M	F	M	F	M	F	M	F	M	F	M	F	M	F	M	F	M	F	M	F	M	F	M	F
2008	1	0	49	1	456	3	67	0	2	0	31	1	215	2	241	2	83	0	22	0	497	2	75	2
2009	8	0	54	1	375	2	181	0	30	0	80	0	196	1	233	1	111	1	23	0	566	2	82	1
2010	4	0	39	1	238	3	72	2	6	0	64	1	103	2	122	2	64	1	6	0	527	3	99	4
2011	1	0	95	0	674	7	83	0	0	0	45	0	513	0	232	6	59	1	5	0	741	4	113	4
2012	2	0	37	0	180	1	118	0	6	0	78	0	215	1	221	0	111	0	16	0	554	1	87	0
2013	4	0	45	1	414	3	121	0	8	0	106	0	168	3	168	0	120	0	30	0	492	3	100	1
2014	3	0	17	3	123	5	146	3	3	0	39	2	141	2	221	5	140	2	10	0	420	5	131	6
2015	0	0	24	0	282	5	153	1	16	0	20	0	73	1	221	5	144	0	22	0	177	5	99	1
2016	0	1	8	0	257	6	119	2	13	0	38	3	151	5	186	0	73	1	12	0	335	23	127	2
2017	0	0	0	0	18	0	5	0	0	0	0	0	7	0	1	10	3	0	2	0	333	85	115	12

Table 8 : Burglary

The above table has shown that there was no correlation between burglary and female wrongdoers the age category above 50. In all years presented for comparison has indicated that no female related burglary was reported in the alleged category. Similarly speaking between the ages category of 9-15 also set free all female wrongdoers from being recoded except in the year in 2016 where only a single number female wrongdoer was reported. Unlike other serious crimes female offenders in all factions were small but in the age category 19-30 the role of female in burglary relatively far above the ground than the other groups.

In contrary to male wrongdoers implicated to the lesser degree in burglary between the age group 19-15. Like other serious crimes the age categories of 19-30 were the dominated groups. In this group male offenders were actively involved than other categories. The prevalence of the alleged crime was not constantly increased or decreased in all years, however; in 2017 Burglary at the greatest level decreased in all categories.

With respect to educational background those who illiterate and accomplished their post secondary education female offenders were taking part in burglary to the smaller amount particularly in post secondary female wrongdoers there was no single burglary crime recorded. Nevertheless those who female offenders attended middle secondary school was involving in the mentioned crime to some extent than other groups. In this category the role of female increased from 2008 to 2017. In relation to male wrongdoers those who attended middle secondary and primary school taking the leading role than other groups respectively but less number reported for illiterate groups in all years.

Bachelors in both instance involved in the crime than married one and female offenders also highly founded in to this category and the role of female wrongdoers in burglary from 2008 to 2017 seems increased than decreased. Generally speaking, in 2011 the highest crime was recorded in all comparisons but in 2017 the burglary was decreased by half compare to the other years.

4.5.4. Rape and Sexual Harassment

Year	<i>RAPE AND SEXUAL HARASSMENT</i>																							
	AGES										Educational Background										Family Status			
2008	9-15		16-18		19-30		31-50		≥50		Illiterate		Primary		Middle secondary		Secondary		Above secondary		Bachelor		Married	
	M	F	M	F	M	F	M	F	M	F	M	F	M	F	M	F	M	F	M	F	M	F	M	F
		25	2	98	1	462	3	71	6	6	0	53	3	204	2	177	2	204	0	19	0	385	12	51
2009	26	0	76	0	287	3	95	3	8	0	65	1	153	2	157	3	99	0	23	0	363	8	75	3
2010	4	0	59	0	302	2	76	0	5	0	30	1	134	0	170	1	98	0	14	0	356	1	90	1
2011	1	0	93	0	285	5	57	3	0	0	19	1	164	11	170	1	79	0	0	0	302	5	139	8
2012	7	0	67	0	282	4	60	1	23	1	48	0	142	3	136	0	11	3	72	3	164	2	58	3
2013	14	0	66	0	383	2	151	0	15	0	32	0	144	0	243	1	13	0	67	0	507	1	127	1
2014	21	0	54	0	316	6	105	0	7	0	26	1	149	3	69	4	35	0	36	1	398	7	127	3
2015	13	2	64	2	348	1	117	0	10	0	29	0	116	3	176	7	226	2	34	0	463	3	88	4
2016	1	0	43	232	311	3	87	0	14	0	171	0	134	3	163	1	147	0	16	0	383	0	98	0
2017	4	0	9	3	282	6	101	0	2	0	28	0	133	4	156	6	81	6	13	0	281	0	109	0

Table 9: Rape and Sexual Harassment

Rape and sexual harassment is one of the most hectic crimes that are prevalent in Ethiopia and Addis Ababa is not an exception. It is believed and perceived that rape and sexual harassment is male oriented crime but the above table has addressed that it is a wrong attitude. In this regard even on top of homicide, robbery and burglary the rape and sexual harassment crime, as has been seen in the above table, in the age category 9-15 the number of female rapists and sexual harassers were greater. But between the age categories 19-30 and 31-50 the highest number of female rapists and sexual harassers were reported in the comparison years.

The role female in this crime was relatively decreased in the categories 16 to 19 and 31 to 50 from 2008 to 2017 but in the age category 19-30 even the distribution uneven the rate seems increased. Like other crimes age categories the age category in the rape and sexual harassment, the age categories 19-30, had dominantly taking part in the alleged crime from 2008-2017 generally 3,293 rape and sexual harassment crimes were reported of this 3258 were male while 35 of them were female perpetrators to put in other parlance this is the ratio of 90:1 between male and females.

With regard to family status bachelors were greatly involved in the mentioned crime likewise male wrongdoers plying the big role. However, aggregately from 2008 to 2017 from both categories for instance 39 female bachelors and 40 married female wrongdoers were reported. Consequently, married female rapists and sexual harassers the only category outnumbered the bachelors. Those who be presented at primary school female offenders were higher in the number than the other categories and the trend was also as the same as that of male wrongdoers in the indicated crime. In relation to family status both bachelors and married wrongdoers were higher than the other crimes. Contrasting to other crimes from the table one can perceived that male and female wrongdoers were jumped to four and three digits respectively.

4.5.5. Fraud

Year	FRAUD																							
	AGES										Educational Background										Family Status			
2008	9-15		16-18		19-30		31-50		≥50		Illiterate		Primary		Middle secondary		Secondary		Above secondary		Bachelor		Married	
	M	F	M	F	M	F	M	F	M	F	M	F	M	F	M	F	M	F	M	F	M	F	M	F
2008	6	0	14	47	1229	23	660	79	12	12	12	20	62	86	708	94	56	14	99	18	129	215	692	108
2009	7	0	16	79	894	20	599	80	10	5	13	21	47	91	595	11	42	12	14	17	124	282	526	89
2010	2	0	79	82	800	18	478	77	62	16	12	19	36	80	476	11	35	13	15	10	982	287	439	70
2011	2	0	13	32	1237	14	742	76	87	17	77	18	41	64	100	10	51	52	18	24	153	193	672	72
2012	1	0	93	20	1221	16	841	87	15	5	11	16	45	65	873	80	63	75	23	40	130	166	100	110
2013	17	0	31	54	1221	17	852	12	17	26	15	32	58	13	724	95	68	62	44	53	140	269	118	110
2014	1	1	15	13	1378	19	886	10	70	4	58	24	44	84	681	86	94	66	35	57	143	227	105	90
2015	2	0	19	10	1353	15	919	76	85	3	68	10	40	46	867	78	61	57	60	49	177	168	784	72
2016	2	0	12	8	1491	10	120	80	17	7	35	3	51	56	144	86	75	48	26	7	190	150	110	90
2017	2	0	19	0	1653	31	117	12	47	2	63	19	80	14	817	11	11	50	49	10	196	255	137	183

Table 10: Fraud

Fraud is the second most serious crime after robbery. According to the above table between the age categories 9-15 the prevalence of the crime rate was less than the others categories female wrongdoers in this category was only 1 and the smallest in number in comparison with in other categories in the same crime and even with other crimes in the same categories. Female wrongdoers in the category above 50 years in fraud crime by any standard were greater than any serious crimes considering in the study.

However, female wrongdoers in the age category between 19-30 were by far greater in magnitude than the other crimes male wrongdoers. For instance female wrongdoers between the age categories 19-30 the overall wrongdoers in the 10 years were 1,872 whereas in the case of rape and sexual harassment in the age categories 9-15, 31-50 and above 50 male wrongdoers all together were 1,126. Similarly the overall wrongdoers in homicide in all categories aggregately were 1,655 and which much lesser than that of female wrongdoers between the age categories 19-30. Totally the highest robbery crime was recorded in all categories in the year 2017.

In relation to educational background those who attended primary, middle secondary and secondary school were abundantly and actively involved in the mentioned crime than illiterate and above secondary school. Unlike other crimes in this crime those who perused or attended middle secondary school were leaping to four digits and to mention in the year 2011 and 2016, 1007 and 1445 wrongdoers were reported. Even female wrongdoers in this crime in three categories viz. primary, middle secondary and secondary also secured above three digits in other crimes such kind of incidence never come about. In relation to education, on other hand, there was also rarely no crime reported years in other crimes but in robbery in all education background such kind of things are not observed.

Year	ARMED ROBBERY																							
	AGES										Educational Background										Family Status			
2008	9-15		16-18		19-30		31-50		≥60		Illiterate		Primary		Middle secondary		Secondary		Above secondary		Bachelor		Married	
	M	F	M	F	M	F	M	F	M	F	M	F	M	F	M	F	M	F	M	F	M	F	M	F
	0	0	0	0	17	0	8	0	0	0	0	0	0	0	17	0	8	0	0	0	30	0	10	1
2009	0	0	0	0	31	1	14	1	0	0	0	0	10	0	9	2	20	1	6	0	31	1	14	0
2010	0	0	0	0	13	0	0	0	0	0	0	0	0	0	11	0	2	0	0	0	9	0	4	0
2011	0	0	0	0	34	0	11	0	0	0	0	0	7	0	13	0	23	0	2	0	36	0	9	0
2012	0	0	0	0	21	0	9	0	0	0	0	0	0	0	14	0	16	0	0	0	19	0	11	0
2013	0	0	1	1	8	0	5	0	0	0	0	0	2	0	2	0	6	0	4	0	5	0	9	0
2014	0	0	0	0	4	1	7	0	0	0	0	0	3	1	1	0	5	0	2	0	4	1	7	0
2015	0	0	0	0	10	1	1	0	0	0	0	0	8	1	1	0	1	0	1	0	10	1	1	0
2016	No information provided																							
2017	0	0	0	0	5	0	3	0	0	0	0	0	0	0	0	7	0	2	0	0	6	0	3	0

Year	DRUG																							
	AGES										Educational Background										Family Status			
2008	9-15		16-18		19-30		31-50		≥60		Illiterate		Primary		Middle secondary		Secondary		Above secondary		Bachelor		Married	
	M	F	M	F	M	F	M	F	M	F	M	F	M	F	M	F	M	F	M	F	M	F	M	F
	7	0	36	2	224	3	35	0	0	0	25	1	63	0	106	2	92	2	0	0	3	0	0	0
2009	2	0	58	1	228	4	35	0	3	1	30	1	96	1	108	3	83	1	9	0	317	5	9	1
2010	8	0	119	0	331	2	30	0	2	0	36	0	115	0	185	0	139	1	15	1	460	2	30	0
2011	0	0	106	1	256	6	39	0	0	0	20	0	107	3	140	3	125	1	9	0	371	2	30	0
2012	5	0	52	2	301	5	75	0	0	0	25	1	98	1	115	1	131	4	64	0	401	7	32	0
2013	0	0	56	3	336	6	75	1	1	0	19	0	54	4	206	3	172	2	17	1	413	8	55	2
2014	0	0	64	0	387	10	44	0	0	0	10	0	64	0	197	2	143	4	81	4	462	9	33	1
2015	1	0	64	0	391	14	114	2	1	0	17	1	80	0	145	3	254	1	75	2	488	13	83	3
2016	2	0	79	1	317	4	167	1	23	1	12	1	186	2	160	0	164	5	66	0	488	7	100	0
2017	2	0	78	0	366	21	156	17	0	0	25	1	162	11	190	14	156	1	69	1	528	33	133	6

Table 11: Armed Robbery and Drug

4.5.6. Armed Robbery and Drug

Armed robbery unlike robbery has been committed on the odd occasion. Like other serious crimes in the age categories between 19-30 the highest crime record was detected. In other age categories for instance 9-15; 16-18 and above 50 in both sexes no crime record was presented except in 2013 in the age categories 9-15 from both sex two wrongdoers were only identified. In all categories only five female offenders were reported and this the least figure ever presented as compare to other serious crimes so far. With regard to educational background from all categories only three female wrongdoers found and from this one can conclude that armed robbery is male oriented and dominated crime. However; the author of this thesis couldn't get any pieces information in the year 2016. With regard to family status from both categories only four female wrongdoers available.

The other chaotic serious crime is drug. The existing Criminal Code of Ethiopia under Article 525 and the followings is prohibited and put penalties against the offenders for producing, making, trafficking in or using poisonous or narcotic and psychotropic substances still in relation to this crime the prevalence and magnitude is colossal. Like other crime those who in between the age categories 19-30 had been involving in either drug use or trafficking in drugs even the role of female in this regard was considerable. In this category the number of female in the crime from 2008 to 2017 has noticeably increasing. In other categories the involvement of female wrongdoers insignificant except in 2017 in the age category 31-50 the highest crime record was observed. Academically speaking in armed robbery and drug those who enrolled in meddle secondary and secondary were grater in number than the other categories the fact also truly applicable for female offenders.

To wind up, from the above tables and graphs the trend and prevalence of serious crimes in the study area is quite different. In general serious crimes are exceedingly committed by male. Nevertheless the magnitude is varying there were incidence when female wrongdoers actively involved like in fraud crime. Crime against person like homicide, attempt to homicide, rape and sexual harassment extend to affects and takes once life causes physical impairments and disoriented psychological wellbeing. Equally, crime against property which comprise of more than 60 per cent compare to the other crimes.

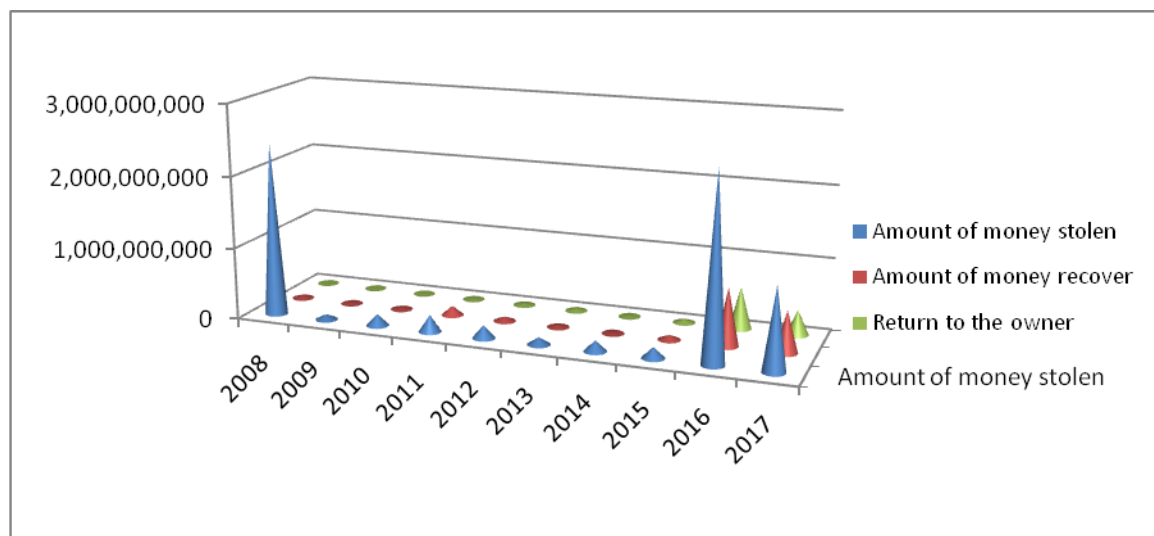
4.6. The Pecuniary Consequences of Crimes

Murder and attempt to murder are directly affecting the decrease life or the physical wellbeing the survival. In case of drug it is affecting those who use it as personal consumption or satisfaction and also directly affecting the society and even ultimately costs the nation as a whole. On the other hand the eventual goal of robbery, burglary, fraud and armed robbery is to secure capitals or any assets which are not their toil-fruit. The table that depicted below has show that the amount of money has been stolen in any types is displayed.

Table 12: The Pecuniary Consequences of Crimes

	Amount of money stolen	Amount of money recover	Return to the owner
2008	2,407,591,429	31,619,402	4,937,393
2009	74,522,210	16,030,193	4,133,474
2010	161,923,575	20,866,232	6,629,850
2011	235,591,009	130,259,329	11,790,593
2012	177,477,140	60,162,566	22,455,944
2013	104,785,579	31,296,748	30,104,096
2014	148,046,716	16,447,294	13,868,090
2015	151,618,435	66,680,328	43,540,758
2016	2,575,227,573	804,600,927	583,973,242
2017	1,142,613,473	581,062,034	348,204,009

Source: Addis Ababa Police Commission



Source: Own Calculation based on the table 4.2

The above table and chart has informed us one thing that there is a disparity between the amount of money stolen, recovery and handed over to the owners. The amount of money stolen is differ from one year to the other, however; the amount of money that illegally or criminally has been taking is more than one can image and it is between 100 million to billons local currency. The amount of money that is stolen and situates in others (criminals) possession is more than even some regional government annual budgets like Benishangul-Gumuz , Gambella , Dire Dawa and Harari. In the year 2008, 2016, and 2017 the amount of money that was stolen has been excelling more than 2 billon Ethiopian Birr.

The amount of money that have been stolen, albeit too much, from 2009- 2015 has been decreased and again it has been increasing at alarming rate from 2016 onwards and what makes it worse that the amount of money recover and return to the owners were incomparable. However; as the amount of stolen money increased the trends of recover and return to the owners also slightly increased. The amount of money stolen, recover and revert to the owner from one year to other is quite different. For instance in 2008 the amount of money stolen is more than 2 billion Birr but retrieved the crime fruits were less than 76 times and it was too mingle as compare to misappropriate assets. In 2011 compare to stolen amount the recover assets much better than the other years and in 2016 in contrast the amount of recover and return to the owners was much greater than in any instance in the comparison years.

For a decade aggregately 7,179,397,139 Birr (seven billion one hundred seventy nine million three hundred seventy ninety thousands and one hundred thirty nine Birr) were stolen while 1,759,025,053 Birr (one billion seven hundred fifty nine million twenty five thousands and fifty three Birr) recovered from perpetrators and only 1,039,224,250 Birr (one billion thirty nine million two hundred twenty four thousands and two hundred fifty Birr) have been given back to the original owners. In relation to the gap between the amounts that is stolen and recover is almost six times while the amount of stolen assets and return to these assets to the owner is almost narrow.

4.7. Observing Selected Cases of Serious Crimes Committed in Addis Ababa

4.7.1. Introduction

For obvious reasons in the previous chapter the trends and prevalence of serious crimes in today's our glob in which that we are living is roughly observed. The natures of crime is laid in a hand from pity to Serious and complicate one and in its type from pity locally committed to transnational organized crimes were articulated and discussed. Reports have revealed the reality that crimes are acutely augmenting and perturbing social economic fabric in the study area.

The Constitution, Criminal Code, international convections which the country is a signatory party and Criminal Justice Policy, all together, give much emphasis on the right to life, protection of personal and communal properties, however; still the practice have made public the authenticity that individuals, regrettably and arbitrarily, are lost their life and assets that they posses. Pathetically, from months infants to elderly people are raped or fated to be lust murder and those properties which are protected by the laws are destined to be belonged to the criminals illegally.

Heap of such kind of cases are available in the Federal Courts, the Federal Attorney General and Police Commission archives. Therewith, in relation to the case at hand, currently, the Federal and Addis Ababa Policy Commission in their respective crime investigation divisions have been investigating all sorts of crimes and handed over all cases for prosecutors for due decisions. Prosecutors on their parts have been prosecuting criminals before the court and the latter put its verdict against the wrongdoers. As have been mentioned there are much cases, albeit, selected and pertinent one would be portrayed which are appropriate to this study as the case may be.

To this effect, in this regard, it is believed that, the study are assessing some selected but relevant cases in relation to the trend, prevalence and how consequences Serious crimes are in the study areas. Therefore, it is noted to be that the aim of these cases are to show to what extent every individual life and social fabrics are affected and to draw lessons for all concerned in general and the criminal justice in particular

4.7.1.1. Murder Cases

The recent UNODC (2013) Homicide Statistics has apparently shown that homicide rate in Ethiopia much greater than that of other countries and along to this as has been observed herein above homicide crime trends and prevalence in the study area is greater than as opposed to the

national crime record rate. The researcher has observed from the data available from archive of the Federal Attorney General and High Court that the root causes to commit this crime was that diverse among others jealousy and suspicion between, families, partners and spouses, the when the crime is committed between spouses females are fated to be killed in most cases.

In other instance addicted by psychoactive substances and excessive alcohol consumption in pub particularly at tavern houses where locally or homemade but cheap alcohol available can also be taking as one exacerbating factor. Other triggering factors for homicide crime are envy, hatred, greed, and deliberate intention to harm others or with special perversity to cruelty. It has also been observed the other causes for homicide is that selfishness, ignorance, revenge or retaliation, mentally retarded or psychological disorder and sometimes disrespect or lack of knowledge for the exiting Criminal Codes.⁴

It is also reminded that the other version of murder is sexual homicide or lust murder for which such kinds of practices have been prevalent. For instance the notorious and sadistic case which was widely propagated by media and viral in social media, the case was that associated with Hanna Lalango, 16, who was abducted by five individual and destined to be gang rape and it was ultimately cost the victim life please see *Samson Sileshi et al vs. Federal Prosecutor*(Crime File No. 163694). Another similar case was also entertained by Federal High Court Lideta Bench that the case was presented to the court by the former Ministry of Justice's prosecutor against the

⁴ Public Prosecutor vs. Gete Asefa *et al* (crime File No. 114735); Public Prosecutor vs. Biruk Tesfaye crime File No.119552); Public Prosecutor vs. Bekele Gemed (crime File No.119544); Public Prosecutor vs. Belay Tafese (crime File No. 113391); Public Prosecutor vs. Girma Gelen (crime File No.123058); Public Prosecutor vs. Getachew Sime (crime File No.107241); Public Prosecutor Brhanu Altaseb (crime File No. 119598); Public Prosecutor vs. sergeant Biruk Sharew *et al.* (crime File No. 123452); Public Prosecutor vs. Geremew Gonfa *et al* (crime File No.105882); Public vs. Biniyam Ibssa (crime File No.112193); Public Prosecutor vs. Getachew Birhanu (crime File No. 105896); Public Prosecutor vs. Bekele Tilahun (crime File No. 103765); Public Prosecutor vs. Gezahegn Guday(crime File No.124573); Public Prosecutor vs. Commander Girma Moges (crime File No. 10653); Public Prosecutor vs. Gebresilassie Worku (crime File No.136661); Public Prosecutor vs. Beshaw Asefa (crime File No. 133853); Public Prosecutor vs. Melkamu Wale et al (crime File No. 112762); Public Prosecutor vs. Liulseged Zeleke(crime File No. 143898); Public Prosecutor vs. Shegez Getane (Crime File no. 002787) Public Prosecutor vs. Elminew Firu (Crime File no. 002532), Public Prosecutor vs. Elminew Firu (CRIME FILE no. 002532) Prosecutor vs. Mohamed brgech (Crime File no. 186548); Public Prosecutor vs. Habtamu Ayo (crime File No.131108); Public Prosecutor vs. Teferi Agmas(crime File No.000906.); Public Prosecutor vs. Daniel Mekonin (crime File No.000185); Public Prosecutor vs. Abay Yirdaw (crime File No. 001533); Public Prosecutor vs. Constable Hebron Melese (Crime File No. 001784); Public Prosecutor vs. Meket Belay (crime File No. 001785); Public Prosecutor vs. Gebretsadik Berhe (crime File No 001935.); Public Prosecutor vs. Getenesh (crime file no.002917);Public Prosecutor vs. Muluget Woldgebriel (crime File No. 001975); Public Prosecutor vs. Hagos Hailesilassie (crime File No. 002034); and Public Prosecutor vs. Abebe Mergia are among others.

wrongdoers named Belete Ifa who was prosecuted for the lust murder, *Public Prosecutor vs. Belete Ifa* (Crime File No. 136316). From these cases that the consequences of were drag out among others after convictions criminals are enforced to confine in the prison for decades or until their death and their golden age put into gloomy, the criminals families are defiantly disbanded, it also arouse the victims family for vengeance and ultimately it put pressure of tax payers and the government since the government invest and dispense billions of Birr for these criminals like for their ration, rehabilitation and other similar things.

4.7.1.2. Drug Cases

According to UNODC (2012) Ethiopia has been targeting by drug traffickers for various reasons among others for its strategic position for all continents so also its poor control in entry and exit activities. Thus the country is venerable for such kind of crime particularly Amphetamine Type Stimulants (ATS). The report has additionally clarified the fact that the West African drug networks in trafficking precipitating the situations and these traffickers prefer the country as safe haven and Ethiopia Airlines is becoming their prey for their evil mission.

In this regard the same source that, UNODC (2012:26) has articulated how far the study area is exposed for the alleged crime as: *“Methamphetamine from Addis Ababa is predominantly smuggled to Malaysia transiting Bangkok. There have also been recent reports of methamphetamine being seized in Ethiopia in 2009 (1.2 kg) and 2011(2 kg).”* These traffickers are non Ethiopia and it is rarely that Ethiopian is partaking in drug and psychotropic substances trafficking. Along to this, there is greater instance where non Ethiopian involved in such kind of crime activity in Ethiopian jurisdiction.

Some drug substances like cocaine and heroin are destined to Ethiopia or transit to other countries. The study has found that Ethiopian are not daring in international drug trafficking rather most drug traffickers are from West African Countries and these traffickers have brought theses substance from Latin American countries and they prefer Ethiopian Airline which is serving as a transit to other countries. These traffickers has deployed various methods to traffic the substance viz. swallowing the substance as much three kilograms as possible, on the top wrapping with food

substances or either things or lagging in any materials that enable them to avoid suspicious. These traffickers are sometimes brought those substance to study are for their customers.⁵

Apart from global drug trafficking Ethiopians are also involved in drug trafficking and using of these substance. The substance that was trafficking and using most of the time are not cocaine or heroin rather easily and cheaply available one what is the so called “*ganja or cannabis*.” In a certain case the *Federal Prosecutor vs. Chalachew Arega* (Crime File No 002218) the latter was found with 7 and half kilogram cannabis. It is also common using of such kind of substance⁶ for instance cases investigated by Gulele Sub Cities Police Stations that divers section of societies are using “*ganja or cannabis*” particularly teenagers including different high school and Addis Ababa University Students. For students those who are red-handed are double jeopardized in one hand they are exposed for different psychosocial problems and on the other hands if they are found guilty by the court, impressments is investable and for this reasons dropping out the class is ensuing .

⁵ Public Prosecutor vs. Miss. Maria Ignacia (crime File No.209591); Public Prosecutor vs. Mr. Henry Nwabuze (File No, Crime 209559). Public Prosecutor vs. Benjamin Chibuazl (Crime File No. 207824); Public Prosecutor vs. Miss Alemais Abello (Crime File No 197668); Public Prosecutor vs. Emmanuel Ndussie (Crime File No 204620); Public Prosecutor vs. Onyka Danile(Crime File No 204619); Public Prosecutor vs. Mathias Ekon (Crime File No 204739); Public Prosecutor vs. Prince Obiora (Crime File No 207097); Public Prosecutor vs. Amachi Steve (Crime File No 207825); Public Prosecutor vs. Chinazo Victore Crime File No 203063); Public Prosecutor vs. Colinse Abuna (Crime File No 209189); Public Prosecutor vs. Kingsely Chiadikaobi (Crime File No 203064) Public Prosecutor vs. Patrick Konkwa (Crime File No 203063) Public Prosecutor vs. Ikechukwa Okoeino (Crime File No 203267) ; Public Prosecutor vs. Dennis Ejike (Crime File No 203395) and Public Prosecutor vs. Kelechi Lawrnce (Crime File No 203394 are some of cases are presented. Note: All these cases were presided in the Federal High Courts of Lidta and Arada Criminal Benchs, unpublished

⁶ Prosecutor vs. Gezahegn Worku (Crime File No 005279); Public Prosecutor vs. Tesfya Mekonnin (Crime File No 005177); Public Prosecutor vs. Mkiyas dejene (Crime File No 005166); Public Prosecutor vs. Yishak Melese Crime File No 003790); Public Prosecutor vs. Cheregne Giyorgis (Crime File No 004803); Public Prosecutor vs. Yared Ayalew (Crime File No 005024) Public Prosecutor vs. Fikadu Fikru (Crime File No 005167) Public Prosecutor vs. Zenebe ewineti *et al* (Crime File No 003416) ; Public Prosecutor vs. Desalegn Mekonin *et al* (Crime File No 064630) and Public Prosecutor vs. Yosef Ale (Crime File No 004428); Public Prosecutor vs. Kibrom Liul (Crime File No 004075), Prosecutor vs. Gedion Belay *et al* (Crime File No 004660); Prosecutor vs. Liul Zewdie *et al* (Crime File No 005279); Prosecutor vs. Mikael Bogale *et al* (Crime File No 000233); Prosecutor vs. Elias Eshetu (Crime File No 004749); and Prosecutor vs. Mohamed Abdul-Aziz *et al* (Crime File No 001049); are some of cases are presented. Note: All these cases were presided in the Federal High Court of Arada Criminal Benchs, unpublished

4.7.1.3. Robbery Cases

Like corruption and theft the ultimate goal of robbery is taking others assets or property illegally. In this respect the Wordweb Dictionary (2017) defines the act of robbery as “Take soothing away by force or without the consent of the owner or steals from someone by threatening violence.” Unlike theft robbery is relied on force for instance Article 670 and 671 of the Ethiopian Criminal Code regarded robbery or aggravated robbery from this abstraction. Robber apart from taking illegally others properties they may badly injures or kills the owner of the property and the case under investigation has revealed the fact.⁷

Form the case it was discovered one thing that most robberies’ activities are committed at night, taking the act of robbing as habitual or as a profession, it is carrying out by more than one person, sometimes gang robbers and rarely security personnel under the banner of their authority are taking part in the point out crime, using sharp items and guns or other means are insatiable and most of the time the preys are subjected to be Seriously injured or killed.

4.7.1.4. Rape and Sexual Harassment cases

The nature and trends of rape and sexual harassment is quite different and unlike other crimes the impacts of such crime is quite stretch from death and physiological impairment to psychosocial problems against the victims. The data⁸ that have been consulted from police investigation reports

⁷ Inspector Azmeraw Bekele vs. Federal Prosecutor (File No, Crime 123880) Inspector Handome Edome *et al* vs. Federal Prosecutor (File No, Crime 123880) Belet Nigussie vs. Federal Prosecutor (File No, Crime 107234) Girma Batro *et al* vs. Federal Prosecutor (File No, Crime 130749) Geremew Yimma vs. Federal Prosecutor (File No, Crime 141406) Geta Melkamu vs. Federal Prosecutor (File No, Crime 136486) Bimyam Kahssay *et al* vs. Federal Prosecutor (File No, Crime 121217) Lema Tesema vs. Federal Prosecutor (File No, Crime 143989 and 119343) Lema Ordofa vs. Federal Prosecutor (File No, Crime 123280) Lema Bdada vs. Federal Prosecutor (File No, Crime 123247) Mesay Negao vs. Federal Prosecutor (File No, Crime 001886) Tariku Arega *et al* vs. Federal Prosecutor (File No, Crime 143940) Yhala Tegegnvs. Federal Prosecutor (File No, Crime 002656); Public Prosecutor vs. dagne Abera et al (crime file no. 002542); Temesgen Dataa vs. Federal Prosecutor (File No, Crime 111240) Tewodros Ayalew vs. Federal Prosecutor (File No, Crime 138687) Tebarek Shamil vs. Federal Prosecutor (File No, Crime 136214)

⁸ Zewdu Bekele vs. Federal Prosecutor (File No, Crime 2236); Belay Hagos vs Federal prosecutor (File No, Crime 219008); Birhanu Ayalewvs. Federal Prosecutor (File No, Crime 231174); Elias Tesfaye vs. Federal Prosecutor (File No, Crime 229414); Bizuayehu Abebe vs. Federal Prosecutor (File No, Crime 295142); Alemu Bola vs. Federal Prosecutor (File No, Crime 217724) Hailemichale Wondimu vs. Federal Prosecutor (File No, Crime 241620); Ayne’engida Kelkay vs. Federal Prosecutor (File No, Crime 241789) Markos Yosef vs. Federal Prosecutor (File No, Crime 188631). Ketema Feten vs. Federal Prosecutor (File No, Crime 235654); Dino Ahied vs. Federal Prosecutor (File No, Crime 243977); Tsegalem Mekonnin vs. Federal Prosecutor (File No, Crime 247013). Wale Yeshanwe vs. Federal Prosecutor (File No, Crime 236723). Tewodros Haile vs. Federal Prosecutor (File No, Crime 215418); Yabsira Birhanu vs. Federal Prosecutor (File No, Crime 221911). Kirubel Lema vs. Federal Prosecutor (File No, Crime 223145). Abriham Antene vs. Federal Prosecutor (File No, Crime 230855); Tadele Dinku vs. Federal Prosecutor (File No, Crime 231023); Mulu Amare vs Federal Prosecutor (File No, Crime 241478). Kiruble Yohanis vs. Federal Prosecutor (File No, Crime 251478). Eyob Kestela vs. Federal Prosecutor (File No,

and the courts' ruling out against the perpetrators can be pointed out plenty of issues. Most of the time such kind of crimes are committed against female aged below 15 years and rarely infants are exposed for such kind of incidence. In this case study the researcher has identified that children aged between 2 to 7 have been subjected to rape.

Children aged below 10 years most of the time are raped or sexual harassed by their immediate relatives like by their brother, in some cases by their father or step father or by other extended families. In the school students are sexual harassed by their teachers and in their work places there are incidences where servants are reaped or sexual harassed by their employers or those who accounted for him. The other nature of rape which make it worse is that children between aged 4 and 11 be it male or female are homosexually subjected to be raped. Along to these those who can't defend themselves viz. disabled person, mental retard persons and ageing people even whose age more than 85 are experiencing being raped.

4.7.1.5. Fraud⁹ and Aggravated Theft Cases

Like theft the ultimate ambition of fraud is that to obtain others assets with the intent of unlawfully enrich. As per to Article 692 of the Ethiopia Criminal Code such kind of crimes is considered as a crime where the wrongdoers involve in the activities as pretending as “...by misleading statements or by concealing facts which he had to reveal or by taking advantage of the person's erroneous belief.” As the law vividly puts charlatans in this view are deploying various means to mislead and put the victim in their trap.

These charlatans are embezzling from their victim from simple objects to expensive ornamentals and sumptuary items. In addition to this money which surpass millions Birr would be transferred to

Crime 251505); Shegaw Teka vs Federal Prosecutor (File No, Crime 233877); Yohanis Darge vs Federal Prosecutor (File No, Crime 122018); Dereje Mola vs. Federal Prosecutor (File No, Crime 257413); Zimta work Getu vs. Federal Prosecutor (File No, Crime 230147) Geremew Bogale vs. Federal Prosecutor (File No, Crime 231022); Sintayehi Shewakena (File No, Crime 244120); Biruk Tariko vs. Federal Prosecutor (File No, Crime 230052) Alemu Worku vs. Federal Prosecutor (File No, Crime 248665) Mathioes Ginjo vs. Federal Prosecutor (File No, Crime 243978); Goremsa Kibret vs. Federal Prosecutor (File No, Crime 238697)

⁹ Public Prosecutor vs. Berihun Mirust et al (crime file no. 133711); Public Prosecutor vs. Gebremidihin Tilahu *et al* (crime file no. 123549) Public Prosecutor vs. Gizachew Melese (crime file no. 113240) Public Prosecutor vs. Getachew Chane (crime file no. 123475); Public Prosecutor vs. Gemechis Abera (crime file no. 121213); Public Prosecutor vs. Girmaye Gebermicala (crime file no. 112074); Public Prosecutor vs Berihun Mirits. (crime file no. 133711); Public Prosecutor vs. Muluget Berhe *et al* (crime file no. 110040), Public Prosecutor vs. Beharu Shefa (crime file no. 133470); Public Prosecutor vs. Tesfaye Mamo (crime file no. 000749); Public Prosecutor vs. Kediri Mohamed (crime file no. 002795), Derese Wondie vs. Public Prosecutor (Crime File No. 152421) and Public Prosecutor vs. Tmesgen Molde *et al* (crime file no. 133711) are selected from vast similar cases.

these criminals. As has been observed from the most of the time is committed in groups and once the money or the asset is handed over to the charlatans the chance to recover is rare since it is apportioned amongst charlatans and they would make it laundered as much as possible. Similarly aggravated¹⁰ theft including burglary is highly pervasive in the study area.

¹⁰ Public Prosecutor vs. Biruk Teka *et al* (Crime File Nos. 124345,104147 and 104148); Public Prosecutor vs. Tewodross Aregaye (Crime File Nos. 115353,115408, 115495 and 115439) ; Tola Kassa vs. Public Prosecutor (Crime File No. 117319 and 117220); Public Prosecutor vs. Habte Shume *et al* (Crime File Nos.140046, 139935, and 139936); Public Prosecutor vs. Admasu Zewdu *et al* (Crime File Nos. 142179 and 142707) Public Prosecutor vs. Demelash Hailemichael (Crime File No. 45484); Public Prosecutor vs. Birhanu Teklay *et al* (Crime File No. 112401); Tamiru Zegiorgis vs. Public Prosecutor (Crime File No. 109287), Batu Alemu vs Public Prosecutor (Crime File 111140) are amongst the selected cases.

4.8. Secondary Data Presentation, Interpretation and Analysis

It is the fact that in the second phase of this thesis the questionnaires were distributed to the respondents and these collected questionnaires were analyzed and interpreted accordingly. For that reason, analysis, presentation and interpretation were done via different methods of analysis in descriptive formant including percentage, frequency, tables, and charts. Normally in this sub section the outcome of the study was presented based on under the thesis caption “*The Trajectory, Prevalence and Consequences of Serious Crimes in Addis Ababa: A Descriptive Study.*” In this regard the data were obtained basically from distribute questionnaires and key informant interviews so 183 questionnaires were distributed to employees of Addis Ababa Police Commission, High Courts, and Federal Attorney General and of these questionnaires 156 were filled and returned before due date. The data gathered through the means of questionnaires were analyzed & interpreted using the SPSS version 21 software and finally the interviews were integrated in the thesis.

4.8.1. Analysis of Demographic Characteristics of Respondents

This part discussion focused on personal information of the respondents and it gives an indication towards respondents’ sex, age, family status, educational background, academic qualification, year of work experience.

4.8.1.1. Sex, Age and Marital Status of the Respondents

Table 13: Characteristics of Sampled Respondents

Sex and Age Composition of the Respondents					
Variable		Frequency	Percent	Valid Percent	Cumulative Percent
Gender	Male	114	73.1	73.1	73.1
	Female	42	26.9	26.9	100.0
	Total	156	100.0	100.0	
Age	20-25	30	19.2	19.2	19.2
	26-29	33	21.2	21.2	40.4
	30-40	71	45.5	45.5	85.9
	41-50	18	11.5	11.5	97.4
	above 60	4	2.6	2.6	100.0
	Total	156	100.0	100.0	
Marital status	Married	113	72.4	72.4	72.4
	Single	40	25.6	25.6	98.1
	Divorce	2	1.3	1.3	99.4
	Widowed	1	.6	.6	100.0

	Total	156	100.0	100.0	
--	-------	-----	-------	-------	--

Source: Own Survey Result (April 2018)

As per to the above table the study was primarily relied on, sex and age characteristics of the respondents. About 73.1 % of the respondents were male while the remaining 26.9 % respondents were female. It indicated that male respondents were outnumbered than that of their counterpart of females.

In relation to the age composition most of the respondents were between the ages categories 31-40 years old which were accounted as nearly as half of the respondents i.e. 45.5 % and 21.2 % of respondents were also in the ranged between 26-29 years. On the other hand 19.2 %,11.5 % and 2.6 % percents of the respondents were between the age ranges 20-25, 41-50, 51- 60 respectively. No respondents were reported above 60 years old. Of these respondents youngsters and working forces were taking the leading role in filling and returning the questionnaires. From the above table we can realize that almost three forth of the respondents which accounted 72.4 percent were married while 25.6 percent of the respondents were still bachelors and the divorced and widowed together has only contributed almost 2 percent. So the majority of the respondents having family and taking more responsibility than that of their counterparts unmarried respondents,

4.8.1.2. Respondents' Academic Qualification and Field of Study

Table 14: Characteristics of Sampled Respondents

Variables		Frequency	Percent	Valid Percent	Cumulative Percent
Academic qualification	Grade 10 and above	11	7.1	7.1	7.1
	Diploma	40	25.6	25.6	32.7
	Bachelor Degree	93	59.6	59.6	92.3
	Masters Degree	12	7.7	7.7	100.0
	PhD	—	—	—	—
	Total	156	100.0	100.0	
Field of study	Law	103	66.0	66.0	66.0
	Police Science	9	5.8	5.8	74.46
	Social Science	4	2.6	2.6	71.8
	Technical And Vocational	40	25.6	25.6	100.0
	Total	156	100.0	100.0	

Source: Own Survey Result (April 2018)

In relation to educational qualification as well as field of study of the respondents were observed and 93 respondents which consisted of 59.6 per cent and the overriding group and first degree holders. On the other hand diploma holders accounted 40 in numbers and 25.6 per cent whereas masters and those who completed at least grade 10 and above contributed 7.7 and 7.1 respectively. In relation to the respondents' field of study the majority respondents studied law which were accounted 66 per cent and followed by technical and vocational and their contribution were 25.6. Those who studied police science were 5.8 but we could not get a single natural science studied respondents. From this we can perceive one thing that most respondents were highly educated and qualified along to these their background is related with judicial and security so their contribution to this study was paramount significant.

4.8.1.3. Respondents Working Place, Their Role Therewith and Working Experience

Table 15: Respondents Occupations and work Experience

Present Organizational Affiliation					
Variable		Frequency	Percent	Valid Percent	Cumulative Percent
Valid	Attorney General	81	51.9	51.9	51.9
	High Court	20	12.8	12.8	64.7
	Addis Ababa Police Commission	55	35.3	35.3	100.0
	Total	156	100.0	100.0	
Position held in the organization					
Variable		Frequency	Percent	Valid Percent	Cumulative Percent
Valid	Prosecutors	81	51.9	51.9	52.6
	Judges	20	12.8	12.8	65.4
	Detectives	55	35.3	35.3	100.0
	Total	156	100.0	100.0	
Years of Overall Work Experience					
Variable		Frequency	Percent	Valid Percent	Cumulative Percent
Valid	1 to 10 years	90	57.7	57.7	57.7
	11 to 20 years	45	28.8	28.8	86.5
	above 21 years	21	13.5	13.5	100.0
	Total	156	100.0	100.0	

Source: Own Survey Result

As the matter of chance the parameter and responses were similar with regard to organizational affiliation and the position in the organization responded held by judges who are currently working in the courts; prosecutors are working at the Federal Attorney General and at the same time police are working at Addis Ababa Police Commission. So the majority of respondents were from Attorney General’s persecutors whom were accounted almost 51.1 per cent while police detectives from Addis Ababa Police Commission also shared 33.3 per cent responding rata on the other hand judges respondents’ rate was 12.8 per cent. Thus, the above table tells us one thing that all respondents on one hand or the other are experiencing or encountering with crime in their daily activities in this regard police detectives are detected crimes and criminals, prosecutors are prosecuting wrongdoers while courts are presiding and ruling out against the wrongdoers so the combination of these stockholders have been given the first-class and genuine reaction for the questionnaires distributed.

Almost more than half of the respondents have had between 1-10 years work experience this accounted 57.7 percent, and 28.84 percent of the respondents were also having between 11-20 years of work experience and the remaining 13.47 percent were also accounted above 21 years work experience. The comparison year of 1-10 seems wide but the work experience the respondents posses varying those who at the beginning of their career may un-experiencing but they were youngsters and energetic and they are defiantly contributing to the study abundantly. The remaining respondents have more than 21 years of work experiences which accounted 15.5 percent and it has shown that they have been staying for elongated period in security sectors and judicial realm.

4.8.1.4. Respondents’ Perception on Fearing of Crime in the Study area

Table 16: Respondents Feeling on Fearing Crime and Confident on Reporting

As far as serious crime is concerned, how safe do you feel <u>in your environment</u>, in Addis Ababa?					
Variable		Frequency	Percent	Valid Percent	Cumulative Percent
Valid	Strongly Agree	5	3.2	3.2	3.2
	Agree	56	35.9	35.9	39.1
	Neutral	17	10.9	10.9	50.0
	Disagree	71	45.5	45.5	95.5
	Strongly Disagree	7	4.5	4.5	100.0

	Total	156	100.0	100.0	
As far as Serious crime is concerned, how safe do you feel <i>outside your environment</i>, in Addis Ababa?					
	Variable	Frequency	Percent	Valid Percent	Cumulative Percent
	Strongly Agree	4	2.6	2.6	2.6
	Agree	54	34.6	34.6	37.2
	Neutral	20	12.8	12.8	50.0
	Disagree	72	46.2	46.2	96.2
	Strongly Disagree	6	3.8	3.8	100.0
	Total	156	100.0	100.0	

Own Survey Result (April 2018)

The above observed table as assessed from the questionnaires that the respondents' attitude towards whether they are being secured in the environment they are living and outside their environment in the study area. In relation to the first issue it was replied by the respondents' that 2.6 % were strongly agreed that they are safe, 34.6 % of the respondents agreed up on that they are secured from crime and 12.8 % respondents has taking neutral stand while the majority respondents 46.2 % responded the other way rounded since they were disagreed and are not secured or kept away from crime and to the extreme 3.8 % of respondents also affirmed that they were strongly disagreed. So from this we can conclude or find out that almost half of the respondents are not believed that they are secured from crime and criminals so far, albeit, they are in security and judicial circles. .

Similarly speaking in the second issue with regard to the respondents whether they are safe or not in outside in their environment in the study area. Accordingly, 2.6 % of the respondents were responded that they were strongly agreed, in the same way 34.6 % of the respondents were agreed and 12.8 % respondents has taking neutral stand while almost majority respondents which were accounted 46.2% responded that they were disagree and the remaining respondents which consisted of 3.8 % respondents also claimed that they were strongly disagreed. Like the first one it can be postulated that the majority of respondents are not living in the safe haven outside their environment. From this we can point out or find out the respondents are felt safer in their environment than outside their environment but in both cases the majority of the respondents are in the safe place in the study area.

Table 17: Witnessing and Filing Serious Crimes to Concerned Bodies

How Frequently You Observed while Serious Crimes are committed, in Any form, Around Your Environment?					
Variable		Frequency	Percent	Valid Percent	Cumulative Percent
Valid	More than one	36	23.1	23.1	23.1
	At least one	58	37.2	37.2	60.3
	None	12	7.7	7.7	67.9
	Don't Know	50	32.1	32.1	100.0
	Total	156	100.0	100.0	
How Confident You are Reporting Serious Crimes which Happen in Your Surroundings to the Concerned Bodies?					
Variable		Frequency	Percent	Valid Percent	Cumulative Percent
Valid	Very Uncomfortable	9	5.8	5.8	5.8
	A Little Uncomfortable	12	7.7	7.7	13.5
	Moderately	43	27.6	27.6	41.0
	Comfortable	–	–		–
	Mostly Comfortable	84	53.8	53.8	94.9
	Extremely Comfortable	8	5.1	5.1	100.0
	Total	156	100.0	100.0	

Source: Own Survey Result (April 2018)

As per to the above tables the respondents were responded whether they have witnessed while crimes were committed and to what extent they were willing and no doubt to report to concerned bodies if they are observed while crimes are committed. To this effect 23.1 % of respondents were retorted that they had a chance to observe while crimes were committed more than two times in the same fashion 37.7 of respondents also acknowledged that at least one time in their life they have observed while crime was committed. On the other hand 31.7 per cent of the respondents didn't know about the issue at hand.

Aggregately 68.8 percent of the respondents were accustomed with or witnessed while Serious crimes have been committed so we can concluded the Serious crimes in the study area is highly prevalent. With regard to the second issue 53.8 percent the respondents addressed that mostly comfortable to report if they are observed crimes have been committed and 5.1 per cent of the respondents are extremely comfortable and willing to report crimes the concerned bodies. 27.6 percent of the respondents were moderately willing to report crimes to the concerned bodies. However; 5.8 percent and 7.7of the respondents were very uncomfortable and a little uncomfortable respectively. So from this we can pencil in one thing that the majority respondents in one or the other way willing to resort if they have a chance to observe crimes against committed.

Thus, it can be found out that people are willing to help the justice sector and play a significant role in fighting crimes.

In the open ended question the respondents addressed the issues from two perspectives as a result those who are felt confident to report crimes to concerned bodies pointed out their reasons that as a citizen they have had a responsibility to report crimes to the concerned bodies and failure to report crimes to these bodies ensue crime responsibilities against them. On the other hand those who claimed that it's their job and responsibilities report crime to the concerned bodies. On the other hand those who don't dare to report crimes to the concerned bodies put forward their justifications among others being witnessed against the criminals in the court is too hectic since boring speedy trial devour their precious time and still others have don't have a confidence on justice sectors so they declaim to report to the concerned bodies

4.8.1.5. The Root Causes of Crimes in the Study Area

Table 18: The Overall Causes of Serious Crimes

From your experience or understanding what are root causes of crime in Addis Ababa?					
		Frequency	Percent	Valid Percent	Cumulative Percent
Valid	Socio economic born problems	56	35.9	35.9	35.9
	Psychosocial born problems	3	1.9	1.9	37.8
	It's part of criminals' habit or culture	34	21.8	21.8	59.6
	Availability of conducive situations and occasions for criminals	33	21.2	21.2	80.8
	The complication of political/social/economic scenario prevalence in the study area	30	19.2	19.2	100.0
	Total	156	100.0	100.0	

Source: Own Survey Result (April 2018)

In chapter two we have so far discussed about the cause and consequence of serious crimes at global arena. However, in the study area context respondents were addressing as it was right and pertinent for them. Accordingly 35.9 per cent of respondents were responded that the socio economic born problems are as the root causes for crime and almost equally other respondents claimed that those criminals' habit or culture and availability of favorable situations and occasions

for criminals regarded as the causes of Serious crimes which were accounted 21.8 and 21.2 percents respectively. Still significant portion of the respondents were also categorized the complication of political/social/economic scenario prevalence in the study area as one factor for serious crimes which was accounted 19.2 percent of respondents. Those who favor psychosocial born problems as a cause for crime consisted 1.9 and no respondent referring globalization as the cause of serious crime in the stud area.

In the open ended part of this question the respondents identified specific causes for the serious crimes. Almost all respondents particularly those who responded in the open ended quotations addressed the root causes as clearly as state in the chapter two the review of literature part. To mention poverty, unemployment, illiteracy or absence education quality education, the proliferation of liquor houses and the rampant prevalence of drugs and “*chat*” or other abusive substances. According to the respondents the causes of crime can be differ from one crime to the other. For instance in case of murder envy, vengeance and intoxication can be inferred as a cause while in robbery or burglary unlawful enrichment and greed can be taken as an example.

In support of the above facts the researcher interviewed some concerned individuals and accordingly a certain respondent a psychology’s, (FAGP₁) said in relation to the issue:

“ ... for instance in case of rape the cause can be determined by different factors among others a single parent children are exposed for the alleged crime than other children, the environment, the locality culture and attitude also determine the prevalence of the crime...:”

In support of the above issue from a detective (AAPCD₂) stated that:

“... others are taking crimes as a grant for instance street boys deliberately committee crime particularly in summer time and if they are red-handed its advantageous for them since they could escape the street hardship and could pass it in the prison where suffice meal and shelter is available”

Similarly, a prosecutor substantiates the above statements that (FAGP₃) t:

“ The causes for crime against person and property is quite different in the former case the criminal are triggered by the motive to hurt the physical wellbeing or life of their prey while in the latter case the wrongdoers are motivated only to obtain others property illegally”

4.8.1.6. The Evolvement and Prevalence of Serious Crime in Addis Ababa

Table 19: The Severity and Prevalence of Serious Crime in Addis Ababa

How Do You Weigh up the Existing Crime Prevalence in Addis Ababa?					
	Variable s	Frequency	Percent	Valid Percent	Cumulative Percent
Valid	Highly Serious	81	51.9	51.9	51.9
	Serious	65	41.7	41.7	93.6
	Average	10	6.4	6.4	100.0
	Not Serious(Low)	—	—	—	
	Don't know	—	—	—	
	Total	156	100.0	100.0	
How Crime Prevalence has Evolving in Addis Ababa for the Last Six Years?					
Valid	Variables	Frequency	Percent	Valid Percent	Cumulative Percent
	Increasing at alarming rate	79	50.6	50.6	50.6
	Rising as a usual	69	44.2	44.2	94.9
	Growing slightly	8	5.1	5.1	100.0
	Neither increasing nor decreasing		—	—	
	Decreasing	—	—	—	
	Total	156	100.0	100.0	

Source: Own Survey Result (April 2018)

Table 19 has indicated that the respondents' perception to what magnitude crimes have been incrementing and prevalence for the last half dozen years. It was found that the majority, 51.9% of the respondents, with regard to the weighing up of the existing crime seriousness in Addis Ababa responded that the crime prevalence is highly aggravated. While 41.7% per cent of the respondents responded that crime prevalence in the study area is situated in serious position and the remaining 6.4% of respondents claimed that crime seriousness is in average. So 93 per cent of respondents agreed upon crimes are prevailed so we can infer and conclude that serious crime is heightening than one can image. .

On the other hand it was found that those who responded how crime prevalence has evolved in Addis Ababa are increasing at alarming rate for the last six years. The majority of respondents which were almost accounted half of the respondents, 50. 6% were responded that crime increasing at alarming rate and the other respondents which accounted 44.2 % claimed that crime is rising as a usual and 5.1% of respondents addressed that crime is growing slightly. Almost 94

percent of the respondents all together admitted that crimes are increasing any ways. From both questions one can realize, find out and conclude that crime is highly prevalent and pervasive as well as increasing at speedy level.

4.8.1.7. Societies or Factions Affecting or Victimizing by Serious Crimes

Table 20: Victimized Groups by Serious Crimes

Which Groups of Societies are Affected by Serious Crimes?					
		Frequency	Percent	Valid Percent	Cumulative Percent
Valid	The wellbeing of dwellers in the city	96	61.5	61.5	61.5
	The victims themselves and their family	10	6.4	6.4	67.9
	The wrongdoers and their families	1	.6	.6	68.6
	The social structures	47	30.1	30.1	98.7
	Private and public enterprises	2	1.3	1.3	100.0
	Total	156	100.0	100.0	

Source: Own Survey Result (April 2018)

As the matter of chance in chapter two the causes and the consequences of crimes were sorted out and discussed including Ethiopian context yet no literatures with regard to serious crimes in general and the impact of these crimes in particular in the study area are available. In the mentioned chapter, chapter two, the impacts or consequences of serious crimes touch from individual to the global system. As per to the above table the impacts or consequences of serious crimes in the study area lay a hand on all sort of life. Accordingly, 61.5 per cent of the respondents believed that serious crimes are affecting the wellbeing of dwellers in the study area.

Coming to the second issue 30.1 per cent of the respondents claimed that serious crimes affected the so called social structures. On the other hand 6.4 per cent of the respondents responded that serious affected the victims themselves and their family. Similarly the smallest amount of respondents which contributed 0.6 % claimed those wrongdoers and their families would be affected by serious crimes. It seems litotes that the wrongdoers and their families are affected by crime that is committed, however; it is so. In this regard the researcher has conducted three but separated focal group discussion with prosecutors, social workers and psychologists what they addressed one thing in common that wrongdoers are affected by the crime that they are committed among others if they found guilty by the court undeniably they could be jailed and if it so they get

ahead of their golden age in the prison in relation to this if their family survival relied on them defiantly their family would be disbanded so the consequences can directly or other be

Table 21: The Capacity of Concerned Bodies in Countering Serious Crimes

Are concerned bodies capable or effective to prevent the serious crimes in the study area?					
		Frequency	Percent	Valid Percent	Cumulative Percent
Valid	Strongly agree	20	12.8	12.8	12.8
	Agree	88	56.4	56.4	69.2
	Neutral	21	13.5	13.5	82.7
	Disagree	27	17.3	17.3	100.0
	Total	156	100.0	100.0	

Source: Own Survey Result (April 2018)

From the above table one can infer from that 12.8 per cent of respondents said they were strongly agreed and 56.4 respondents postulated that they were agreed that the concerned bodies are capable to control or prevent serious crimes. 13.5 percent neither taking any stand in this perspective. However; only 17.3 per cent of respondents disagree that the concerned bodies are not capable to prevent crimes.

Table 22: The Serious Crimes in the Study Area

Amongst the listed serious crimes, which one are the most serious one in the study area?					
		Frequency	Percent	Valid Percent	Cumulative Percent
Valid	Murder	17	10.9	10.9	10.9
	Rape	2	1.3	1.3	12.2
	Aggravated theft	82	52.6	52.6	64.7
	Aggravated robbery (armed robbery)	8	5.1	5.1	69.9
	Freud	44	28.2	28.2	98.1
	Drug using and trafficking	3	1.9	1.9	100.0
	Total	156	100.0	100.0	

Source: Own Survey Result (April 2018)

In the first phase of this chapter i.e. the secondary data analysis it was discovered that fraud and robbery were the leading crime while armed robbery was the least committed crime. In juxtapose to this issue respondents were also enunciated that the most dreadful serious crimes. Accordingly,

52.6 per cent of the respondents responded that aggravated theft is the most havoeking serious crime in the study area.

The data that was procured and discussed in the first phase of this chapter only burglary was taking into considered, however; aggravated thefts have embraced init different kinds of theft other than burglary that is why the respondents put to burglary at apogee as opposed to other crimes. As also observed in the first phase that fraud is the one of the overriding serious crime in the study area likewise from the questionnaires handed over to the respondents and already collected and analyzed it was found that 28.2 per cent of the respondents labeling it as one of the hectic crime in the study area.

Rape and sexual harassment and drug using and trafficking are one the least headache or serious crimes which were accounted 1.3 percent and 1.9 percent respectively according to the respondents. So relatively speaking the response of the respondents was almost correlated the secondary data consulted in above first phase. So it can be concluded that aggravated theft including burglary and fraud are the dreadful and wrecking crimes in the study area.

Table 23: Affected Groups by the Serious Cries and Highly Involved Groups in Serious Crimes

Which grope of society is <i>highly</i> venerable or affected by serious crimes in the study area?					
		Frequency	Percent	Valid Percent	Cumulative Percent
Valid	Female Juvenile				
	Male juvenile				
	Women	117	75.0	75.0	75.0
	Children	39	25.0	25.0	100.0
	Elderly				
	Total	156	100.0	100.0	
Which grope of society is <i>highly</i> or <i>regularly</i> involved in Serious crime in the study area?					
Valid	Male Juveniles	88	56.4	56.4	56.4
	Female Juveniles	3	1.9	1.9	58.3
	Organized Groups	8	5.1	5.1	63.5
	Female	1	.6	.6	64.1
	Male	56	35.9	35.9	100.0
	Total	156	100.0	100.0	

Source: Own Survey Result (April 2018)

The above tables have given away two dimensions that are to what extent serious crimes are perturbing and affecting certain group of societies and in the contrary which group of society highly or regularly involved in committing serious crimes in the study area. Accordingly 75 percent of the respondents acknowledged and believed that females are highly exposed and deadly affected than any group of society in the study area. In concomitant this issue at hand children are also predestined to serious crimes and in this regard 25 percent of the respondents are claimed in view of that.

On the other hand those who repetitively involved in crime were also sorted out by the respondents. Consequently, 56.4 per cent of the respondents believed that male juveniles are to the highest degree involved in crimes than other group of society. However, from secondary data as discussed in the above section youngsters who had been between 15-31 ages categories were putting the front in the taking part of crimes. Similarly 35.9 percent of the respondents are also conceded that male wrongdoers are contributing for crimes.

Likewise 5.1 per cent of respondents deemed that organized groups are connecting with Serious crimes and organized crimes like armed robbery, perhaps burglary, which is male oriented crimes and to attest the fact is true observing the secondary data analysis is suffice. As per to the 1.9 and 0.6 per cents of respondents claimed that female juveniles and female respectively taking part in crimes. So from this it can be found out that aggregately from gender perspective crime is male dominated and oriented. Since from the above table we can infer one thing that females' role in crime is less than three percent. Thus, in the secondary data analysis part it was identified or found out that *“209 female per 100,000 and 1700 male per, 100, 000 were engrossing in crime in the study area.”* So male are involving in crime is almost 16 times than that of female.

From Your Experience, are Crime and Criminals Easily Identified?					
		Frequency	Percent	Valid Percent	Cumulative Percent
Valid	Yes	7	4.5	4.5	4.5
	No	53	34.0	34.0	38.5
	As the case may be	96	61.5	61.5	100.0
	Total	156	100.0	100.0	

Source: Own Survey Result (April 2018)

The above data as procured from the questionnaires only 4.5 percent of the respondents said that those who evolved in serious crimes are identified while 34.0 per cent respond the other way round and they argued that criminals couldn't be easily identified. The remaining 61.5 percent of the respondents acknowledged that the sorting out of crime and criminals depend on the case as may be. From this we can conclude that identifying criminals is not as easy task as it was desired. If such kinds of criminals hadn't be detected and adjudicated before the court, crimes would be prevalent and pervasive as found out and discussed hereinabove. To clarify the fact there had been sessions with focusing group discussion and key informants.

As per to these informers finding out crimes and criminals are depending on circumstances. According to them unless it is a red handed or flagrante offence or crime or unless having reliable witnesses most of the time picking up criminals is working hard. It makes hard to identify criminals and for this different factors can be mentioned among others the absence of highly skilled and professional detectives, scarcely available of technological equipments, the place where and time when crime is committed, experienced criminals never let a print in crime scene, the awareness of the society and other factors are determining the identifying of criminals. That is why in this regard 61.5 per cent of the respondents responded that identified criminals depend on as the case may be.

4.8.1.8. Crimes Respond Government Organs and the Role of Other Private Institutions

Table 24: **Serious Crimes Responding Government and Private Organs**

Which government organs are greatly responsible in responding serious crimes?					
Variables		Frequency	Percent	Valid Percent	Cumulative Percent
Valid	Law enforcement organs like courts, police commissions, Attorney General, prison or correction administrations etc	114	73.1	73.1	73.1
	Policy makers	26	16.7	16.7	89.7
	Administrative organs like Addis Ababa City Administration with its different tiers of administrations	5	3.2	3.2	92.9
	The three branches of governments all together	7	4.5	4.5	97.4
	Government owned medias	4	2.6	2.6	100.0
	Total	156	100.0	100.0	

Tell us your exposure or experience, other than directly responsible government organs in fighting crimes?					
Variables		Frequency	Percent	Valid Percent	Cumulative Percent
Valid	Civil Society	39	25.0	25.0	25.0
	Community Policing	23	14.7	14.7	39.7
	Media	66	42.3	42.3	82.1
	Community Participation	26	16.7	16.7	98.7
	Public Forum	2	1.3	1.3	100.0

Source: Own Survey Result (April 2018)

Theories and practices have proven that the roles and responsibilities of the government is becoming diverse and complicate. One of the duties of the government is entrusting and safeguarding the wellbeing of its citizens by having made-up and assigned the appropriate organs. Apart from state run crime controlling apparatus and institutions there are bodies whose roles are defiantly immense in controlling or mitigating crimes. It can be observed from the above table that 73.1per cent of respondents believed that the law enforcement organs like courts, police commissions, Attorney General, prison or correction administrations and others are entrusted organs to curb crimes. So almost three fourth of the respondents were agreed upon that the mentioned governmental organs are accountable to encounter serious crime in the study area.

On the other hand 16.7 per cent of the respondents also addressed that the policy makers can play in controlling and mitigating crimes. The remaining 10 percent of the respondents' altogether claimed that administrative organs like Addis Ababa City Administration with its different tiers of administrations, the three branches of governments and government owned Medias could play a significant role. So all questionnaires were distributed for those who are working in security and judicial organs and these respondents inclined their institution where they are working in and from this we can find out that the security and judicial organs are the one who are responsible to control crime.

In relation to organs other than government owned and run functionaries the respondents have opted which are pertinent so far. Accordingly, 42.3 per cent of the respondents claimed that media can be served as a platform in fighting crimes. It seems paradox that in the government owned functionary organs like government owned media only 2.6 percent of the respondents were responded as crime fighting tool. However; in informal dialogue with a certain blogger (PB₄) and a focal group discussion with prosecutors it was found that media can be seen widely among others

social media and it was addressed that such kind of platform can easily and swiftly be accessible or addressable for their followers than other kind of media so that why the respondents prefer media as the leading role in fighting crimes. A senior crime a detective (AAPCD₅) accentuated the positive impact of media in fighting crime as:

“We can take as an example the “Police Television Program” since from its inception up until right now it has playing crucial role in awareness creation about crimes, drawing lesions, and exposing crimes and criminals. On the other hand recently crime related famous television came into air entitled “ከተዘጋው ዶሲ” “ktzegaw Dosie” which can clutches millions of mind and attentions; in fact its role is really worthless in fighting crimes.

After media, 25 per cent respondents claimed that civil society could play a significant role in fighting crime while community participation, community policing and public forum 16.3, 14.7 and 1.3 percents of respondents respectively addressed that they could serves as means of crime fighting mechanisms. So we can find out that fighting crimes is not alone the government tasks rather diverse parties role is paramount importance in fighting crimes.

4.8.1.9. Crimes Combating Institution and Legal Frameworks vis-à-vis Serious Crimes

Table25: Serious Crimes Controlling Bodies and Law Enforcement Mechanisms

How Do You Evaluate the Existing Legal Frameworks in Combating or Preventing Serious Crimes?					
Variables		Frequency	Percent	Valid Percent	Cumulative Percent
Valid	Very Strong	6	3.8	3.8	3.8
	Strong	82	52.6	52.6	56.4
	Medium	39	25.0	25.0	81.4
	Low	29	18.6	18.6	100.0
	Total	156	100.0	100.0	
How Do You Evaluate the Existing Institutional set ups in Combating or Preventing Serious Crimes?					
Variables		Frequency	Percent	Valid Percent	Cumulative Percent
Valid	Very strong	5	3.2	3.2	3.2
	Strong	31	19.9	19.9	23.1
	Medium	60	38.5	38.5	61.5
	Low	60	38.5	38.5	100.0
	Total	156	100.0	100.0	
Have You Ever Noticed that the Legal Frameworks/ Institutional Setups Facing High Defiant in Countering against Serious Crimes in the Study Areas					
Variables		Frequency	Percent	Valid Percent	Cumulative Percent

Valid	Yes	82	52.6	52.6	52.6
	No	29	18.6	18.6	71.2
	Don't Know	45	28.8	28.8	100.0
	Total	156	100.0	100.0	
Are Concerned Bodies Doing Their Tasks as it Should be to Encounter Serious Crimes in Addis Ababa?					
Variables		Frequency	Percent	Valid Percent	Cumulative Percent
Valid	Yes	43	27.6	27.6	27.6
	No	97	62.2	62.2	89.7
	Don't Know	16	10.3	10.3	100.0
	Total	156	100.0	100.0	

Source: Own Survey Result (April 2018)

From the above table we can realize one thing where the legal frameworks in combating or preventing serious crimes are situated. Accordingly, 3.8 percent respondent said very strong and 52.6 per cent of the respondents said also the legal frameworks in combating or preventing serious crimes is situated in strong position. 25 per cent of the respondents were putting the capacity of legal frameworks in combating or preventing serious crimes in medium position whereas 18.6 % of the respondents also place the legal frameworks in a law position. Together with that of very strong and the standing in a strong position of the existing legal frameworks which accounted 56.4 per cent so from this it can be argued and concluded that the prevailing legal frameworks in combating Serious crimes are relatively speaking positioned in good place.

On the other hand in relation to the existing institutional set ups in combating or preventing serious crimes 3.2 per cent of respondents claimed that the existing institutional set ups in combating or preventing serious crime is situated in a very strong position while 19.9 per cent respondents put it in strong position. In the contrary 38.5 percent of respondents put the legal frameworks in combating or preventing serious crimes in medium and low position. So almost 77 percent of the respondents have not confident in the institutional set up in confronting serious crimes in the study area.

52.6 percent of the respondents were apparently believed that the legal frameworks or institutional setups facing high defiant in countering against Serious crimes in the study areas. Whereas 18.6 percent of the respondents stood on the other way round and 28.8 per cent of the respondents said

they don't know about the issue. In secondary data analysis section of this chapter serious crime prevalence and increment was observed. Even if the existing Criminal Code of Ethiopia has been functional since 2004 still it has facing disobedient since criminals commit crime repetitively. As observed crime record from Addis Ababa Police Commission archive and the Office of Attorney General that there are criminals who are taking crime as a business for it and they are punished time and again but never learn from punishments so the recidivists are daring to confront the legal frameworks whatever it impose penalties.

In focal group discussion with prosecutors was held and it was discovered that disrespect the legal frameworks become rampant. In relation to the current concerned bodies' tasks or roles in encountering serious crimes in the study 27.6 per cent of the respondents recognized that concerned bodies are doing their tasks as it was desired. However; 62.2 per cent are said that no and they addressed that the concerned bodies are not doing their duties as it should be. So from this by and large the respondents' response emphasis that the institutional set up and legal frameworks as well as tasks that need to be done as it should is desecrated.

So to wind up it was found out that even if the legal frameworks are situated in good position still the institutional set ups are not equally hiking with the legal frameworks and it is shading a gloomy impact against the effort to fight crimes or to put in other explanation the discrepancy between the legal frameworks and institutional setups is dragging back the exertion effort of fighting crimes.

4.8.1.10. The Bottlenecks to Prevent or Curb Serious Crimes

Table 26: Serious Crimes Fighting Barriers

Your response for question No 22 and 23 is “yes”, and then what are the main constraints to prevent or curb Serious crimes?					
		Frequency	Percent	Valid Percent	Cumulative Percent
Valid	Ineffective administration	26	16.7	16.7	16.7
	Lack of capacity	43	27.6	27.6	44.2
	Lack of coordination, communication, and commitment among stakeholders	82	52.6	52.6	96.8
	Less attention is given by the government (in terms of budget, human resource and availability of technology etc.)	5	3.2	3.2	100.0
	Total	156	100.0	100.0	

Source: Own Survey Result (April 2018)

From the above table 26 we can be accustomed with what is the so called the legal frameworks and institutional setups having faced constraints to prevent or curb Serious crimes. So the respondents responded in the way that 52.6 percent of respondents claimed that lack of coordination, communication, and commitment among stakeholders. 27.6 per cent of respondents responded that lack of capacity is regarded as a bottleneck to curb or prevent Serious crimes while 16.7 of respondents addressed that ineffective administration as one of the limitations to curb crimes the lesser degree 3.2 percent of respondents remarked that less attention is given by the government in terms of budget, human resource and availability of technology etc., serve as a impediment to curb crimes. As per to the above finding it is plausible to wrap up that giving due attention and concern for legal and institutional setups is not sufficient particularly those who directly responsible organs are not orchestrated and harmonized to root out and deactivate crime in the study area.

Put beside the above issues, interviews were done with concerned individuals with regard to the bottlenecks that concerned organs to encounter Serious crimes. Accordingly, a respondent from Addis Ababa Police Commission, a detective (AAPCD₆) sorted out the problem as:

“The problem onset from the recruitment time of staffs to security organs since it has not done by stringent requirement and merit. Those who only completed grade 10 admit the institution and academically qualified individuals are disinterested to join the sector for different reasons. Even those who joined the sector leave it as soon as possible and turnover is high so it can easily cripple the effort to fight crime. Furthermore, most of the time individuals are used it as a bridge to other occupations.”

Other investigator (AAPCD₇) add on it

“Even if it is the most noble and respected profession, heavy burden, mingle salary and incentives, hideous working environments, less attention is given from superiors, archaic crime prevention and investigation mechanisms which are not technological supported and not leaping with the time that requires and these and such kind of encumbrances make harden fighting crimes.”

A prosecutes (FAGP₈) on the other hand remarked the issue as:

“Still the government doing its best to encounter Serious crimes but external and internal factors is exacerbating the problems. In the first place relevant logistics to encounter crimes are not sufficiently providing and judicial and security organs are a place internship where experiences are reaping and in turn they are feeding their taskforces for other institution so they are weak to keep their qualified and experienced staffs, so these contributes a lot in pulling back the exertion of fighting crimes.”

Adding on this (AAPCD₈)

“The other problems are external factors like the awareness of the society towards crime, the nature of crimes, the prevalence of recidivism and sometimes criminals are advance ahead than the judicial and security organs which make worsen to fight crimes.”

Similarly a judge (FHJ₉) accentuates the case as

“In these days judicial organs particularly the courts are distrusted. Malpractice, corruptions, court politics or bureaucracy and delaying justice and other factors are seriously playing a significant role as blockages in fighting crimes at all level.”

4.8.1.11. The Role of Concerned Bodies in Response Serious Crimes

Table 27: Serious Crimes and Responsible Organs Role

What are the primary roles of concerned bodies as a response towards serious crimes in Addis Ababa?					
		Frequency	Percent	Valid Percent	Cumulative Percent
Valid	Focus on pre crime preventive work	31	19.9	19.9	19.9
	Focus on awareness creation	91	58.3	58.3	78.2
	Focus on prosecution and punishment	6	3.8	3.8	82.1
	Identify causes and take up strategies	28	17.9	17.9	100.0
	Total	156	100.0	100.0	

Source: Own Survey Result (April 2018)

As a response towards crime the FDRE Government of Ethiopia has come up with Criminal Justice Police in 2004. In the policy document it was pronounced that one of mandates of concerned bodies i.e. judicial and security organs should response towards crime at any cost and the policy focused on identifying crimes and putting forward strategies plus to that it has profusely emphasized on prosecution as a means of tackling crimes, please refer the policy preamble part, section one: the policy, objects, purposes, goals, principles, and strategies and in section two: crime prevention mechanisms.

On the other hand the Criminal Code of FDRE (2004) in its first article, Article 1, stated the objective and purpose of the code is prescribed that punishment is as a means to deter criminals. However, 58.3 of the respondents argued that in contrary to the Criminal Justice Policy and the Criminal Code. Accordingly, the majority respondents’ focus on awareness creation is a must by concerned bodies to tackle the prevalence of serious crimes. In this regard interview was conducted with prosecutors and they agreed up on that there should be inexhaustible awareness creation.

On the other hand in conformity with the Criminal Justice Policy and the Criminal Code 19.9 percent of the respondents addressed that there should be focusing on pre crime preventive work, and 17.9 percent of respondents claiming that identify causes and take up strategies is what has been expected from concerned bodies to tackle Serious crimes while the least portion contributing in response for the questionnaires accounted 6 percent respondents addressed that it has to be focused on prosecution and punishment. So we can infer from the respondents responses that focus on awareness creation should be the prime objective of the concerned bodies to tackle crimes all over the country in general and in the study area in particular.

4.8.1.12. The Existing Criminal Justice Police Ethiopia and Serious Crimes

Table 28: The Place of Serious Crimes in the Ethiopia Criminal Justice Police

Is the current criminal justice policy addressed the issue of serious crimes sufficiently and exhaustively?					
		Frequency	Percent	Valid Percent	Cumulative Percent
Valid	Strongly Agree	9	5.8	5.8	5.8
	Agree	52	33.3	33.3	39.1
	Neutral	19	12.2	12.2	51.3
	Disagree	71	45.5	45.5	96.8
	Strongly Disagree	5	3.2	3.2	100.0

	Total	156	100.0	100.0	
--	-------	-----	-------	-------	--

Source: Own Survey Result (April 2018)

The above table has pointed toward that to what extent the prevailing criminal justice policy does address sufficiently serious crimes. Accordingly, 5.8 percent and 33.3 percent of respondents respectively responded strongly agree and agree while 45.5 and 3.2 respondents also argued that they were disagreed and strongly disagree respectively. 12.2 per cent of the responds didn't take any stand and become neutral in this raged. Almost 40 per cent of the respondents argued that the Criminal Justice Policy addressed the issue of Serious crimes as oppose to this almost 48 percent of the respondents argued that the criminal justice policy are not addressed the issue of Serious crimes as it should be.

4.8.1.13. Measurements Have Been Taking to Encounter Serious Crimes

Table 29: Serious Crimes Tackling Measurements

Is the government taking continuous and persistent measurements to prevent or encounter Serious crimes?					
		Frequency	Percent	Valid Percent	Cumulative Percent
Valid	Yes	136	87.2	87.2	87.2
	No	17	10.9	10.9	98.1
	Don't Know	3	1.9	1.9	100.0
	Total	156	100.0	100.0	
If your response is "yes" for above question, is the measurement fairly enough?					
		Frequency	Percent	Valid Percent	Cumulative Percent
Valid	Yes	—	—	—	—
	No	139	89.1	89.1	89.1
	Don't Know	17	10.9	10.9	100.0
	Total	156	100.0	100.0	

Source: Own Survey Result (April 2018)

As per to the above table the respondents were sorting out whether the government has taking appropriate measurements to encounter serious crimes in the study area. Accordingly, 87.2 percent of the respondents said that the government has taking appropriate measurements to curb serious crimes in the study area. 10.9 per cent of the respondents in the contrary claimed that the government has not taking measurements to encounter serious crimes but 1.9 percent of respondents said that they didn't know about the issues. In the same issues but different question

89.1 percent of the respondents asserted that though the government has taking measurements to curb the crime, still the measurements are not suffice. No respondents said so in this respect. So we can find out that the government has doing its best to curb crimes but much has been remained to be done.

4.8.1.14. Crime Prevention Mechanisms, Strategies and Community Participation Platforms

Table 30: Local Crime Prevention Mechanisms, Strategies and Community Participation Platforms

Does your institution have designated Crime Prevention mechanisms?					
		Frequency	Percent	Valid Percent	Cumulative Percent
Valid	Yes	106	67.9	67.9	67.9
	No	26	16.7	16.7	84.6
	Don't Know	24	15.4	15.4	100.0
	Total	156	100.0	100.0	
Does your institution have designated Crime Prevention strategies?					
		Frequency	Percent	Valid Percent	Cumulative Percent
Valid	Yes	94	60.3	60.3	60.3
	No	42	26.9	26.9	87.2
	Don't Know	20	12.8		100.0
	Total	156	100.0	100.0	
Does your institution have a designated Crime Prevention of community participation platforms?					
Variables		Frequency	Percent	Valid Percent	Cumulative Percent
Valid	Yes	96	61.5	61.5	61.5
	No	43	27.6	27.6	89.1
	Don't know	17	10.9	10.9	100.0
	Total	156	100.0	100.0	

Source: Own Survey Result (April 2018)

The majority of respondents were responded that they had been familiar with state design local crime prevention mechanisms, community participation platforms and crime prevention strategies. Accordingly, 67.9, 60.3 and 61.5 percents of the respondents were aware the availability of the state design local crime prevention mechanisms, crime prevention strategies community participation platforms respectively. Whereas 16.7, 26.9 and 27.6 respondents were saying that no with regard to state design local crime prevention mechanisms, community participation platforms and crime prevention strategies and 15.4, 12.8 and 10.9 percents of respondents addressed that they didn't know the existence of state design local crime prevention mechanisms, and community participation platforms respectively.

Chapter Five

5. Summer Findings, Conclusions and Recommendations

This is a concluding chapter that is briefly presented and addressed pivotal findings, conclusions and recommendations linked in one way or the other in the study area.

5.1. Summer Findings

With regard to secondary data analysis as presented in the precursor chapter that the average crime rate was 60,000 per year and every 100,000 people 2,000 of them are involving in crime and averagely 209 female per 100,000 and 1698 male per 100,000 were engrossing in crime in the study area.

In relation to specific crimes, for instance, homicide rate in the study area was much greater than that of the nationwide homicide crime rate. At the national level it was 12 people per 100,000 populations while 16.7 people per 100,000 populations in the study area. On the other hand in the case of attempt to homicide the ratio between male and female wrongdoers involved in the alleged crime was 2421:1. So from this we can realize crimes are male oriented activities in these days in the study area.

The overall crime prevalence in the study area as it was found that 97 per cent of crime was committed against property and the remaining 3 percent was against persons. However, in the case of serious crimes, crime against properties was accounted almost 65 per cent and the remaining 35 per cent crimes were against person.

Serious crimes pervasiveness in the study area were neither constantly decreasing nor increasing instead it was observed variation from one year to the other but the overall trends has shown crimes are increasing .

In relation to Serious crimes as indicated in the secondary data analysis phase fraud, robbery and attempt to homicide were the top Serious crimes respectively committed while armed robbery was taking the least portion.

As oppose to their counterpart male wrongdoers female reprobates were pettily involved in Serious crimes. Particularly their roles in armed robbery, rape and sexual harassment and burglary is not worth mentioning but they were master in fraud in this regard.

The study also revealed the fact that male, bachelors or unmarried, those academically who didn't get advanced education; youths and early adults were highly taking crimes as a business than any group of society. Between the age categories 9-15 and above 60 it was rarely reported in crime related activities.

In relation to the questionnaires part it was discovered that 75 per cent of the respondents acknowledged that females role in crime is less but they are highly victimized by crimes than any group of the society. So those who married or have families bear more responsibilities and keep them away from committing crimes than that of bachelors. On other hand the greater being educated, the lesser in taking part crime was observed.

Children are directly affected or indirectly are vulnerable for crimes. Children are most of the time are directly exposed for sexual harassment and rape age between infant to elderly are exposed for the alleged crime. Male children in particular exposed for homosexual. Unlike other crimes the wrongdoers almost have had close relationship or affinity with the victims.

In 5.1.3 it was unveiled that most of crimes committed in the study area were crime against properties. For about the decade from 2008 to 2017 criminals via robbery, burglary (aggravated theft), fraud and armed robbery aggregately 7,179,397,139 Birr (seven billion one hundred seventy nine million three hundred seventy ninety thousands and one hundred thirty nine Birr) were misused. Needless to say, only 1,759,025,053 Birr (one billion seven hundred fifty nine million twenty five thousands and fifty three Birr) recovered from perpetrators and 1,039,224,250 Birr (one billion thirty nine million two hundred twenty four thousands and two hundred fifty Birr) only have been given back to the title-holders.

With regard to the cases under investigation crimes were committed for various reasons. In case of murder it is committed to accrue others property illegally, because of jalousie, intoxication, selfishness, ignorance, revenge or retaliation, being mentally retarded or psychological disorder. In case of fraud, robbery and burglary the sheer motive is to take others asset by force. In case of drug the criminals either uses for personal satisfaction or in case of trafficking traffickers involve in it since it is a lucrative business.

It was observed and identified that once crime is committed, findings criminals and tracing their print on the crime scene is a working hard. Unless the crimes are flagrant or having sufficient

evidences or witnesses against them, hunting criminals is not an easy task and ensue as much effort as possible therewith.

As per to the respondents the legal frameworks are still good and workable but institutional setups are not as strong as it was expected to encounter serious crimes in the study area. Along to this lack of coordination, communication, and commitment among stakeholders are contributing to fighting assertively serious crimes in the study area.

It was also observed that the existing Criminal Justice Policy of the country addressed the issue of serious crimes but not sufficient. The Policy is highly focused on prosecution as an instrument to encounter crimes, however; the respondents advocated focus on awareness creation enable to curb media.

Different crime prevent mechanisms are available among others, deterring crimes, prosecuted and penalized criminals, creating awareness about Serious crimes, and use different platforms like media. There are also crime prevent strategies like community policing, popular wings and public forum, public private partnership

5.2. Conclusions

Peace, security and stability all together is a guardian of the existence of human beings. Loads of things are intruded into the existence of man and one of these acute and turbulent problems are crimes. Be it pity or serious crime it is affecting all sorts of life. Like elsewhere the world crimes in Ethiopia are highly prevalent and the trends in the study area, in Addis Ababa, is also increasing from time to time.

The root causes of serious crimes in the global arena somehow reflecting in the study area and according to the findings favorable environment for crimes are exacerbating the problems. Tavern and require houses are the place where homicide is fermented and action is taking place. Unemployment, selfishness, greediness, anger, jealous, unattained advance education, mental illness and other similar factors are contributing as the causes of crime. However, the sheer motive to commit murder and rape and sexual harassment is quite different. Having all these, the prevalence of these crimes also differ from one crime to the other for instance fraud is the leading

Serious crime ever recorded and data has shown that both male and female are higher in number than any crime reporting for the last decade. In the contrary crimes like armed robbery and drug using and trafficking are less in number and magnitude.

Even if these crimes are perturbing the psychosocial and socioeconomic wellbeing in the study areas, the government is doing best in its own part. There are state owned crimes fighting machineries like, courts, Federal Attorney General, security organs and prison administrations. However these organs are existed, they never put the crime under their sphere. Because the lack of coordination, commit and chained by administrative and financial intricate and other problems they are not doing as expected.

It has been almost four years since the country has had a criminal justice policy and compares to other courtiers it is an infant. The policy has addressed and covered basic issue but still it fails to address all Serious crimes instead it is primarily focused on Serious crimes that can subvert the survival of the county's existence and interest including corruption, Tran boundary crimes, terrorism and others. In relation mechanism to fight crimes it seems that no place in other than prosecution. However, the respondents acknowledged and gave emphasis to awareness creation to curb serious crimes.

We can't fight crimes unless we stand together shoulder in shoulder and it is not alone the government tasks to fight it. There are mechanisms to deter crimes including prosecution, impressments and rehabilitation. Apart from this, recently state sponsor crime controlling mechanisms are lowering to the grass root levels the society like community policing. Other then the bureaucratic cliques public private partnership do play priceless role in fighting crimes like recently formed public forum known as “የሕዝብ ክንፍ” literary means “public wings.” Respondents in the questionnaires part stipulated that media can be served as machine to fight crimes. There is saying that media is the fourth branch of the government so it is regarded as a government it can be served as the eyes and the mouth of the mass so in media the issue of crimes can be addressed.

5.3. Recommendations

Sorting out all root causes and consequences of serious crimes and devices effective strategies and platforms as a response towards serious crimes

With regard the role of concerned governmental bodies specifically in security and judicial organs support them to focus on awareness creation, identify causes and take up strategies, focus on awareness creation instead of Focusing on prosecution, punishment and detention

Make the prison administrations where criminals are made productive, empowered criminals in all aspects for their futuristic life, to train criminals to change their lives after having set free

Learn a lesson from other urban centers how they could reduce serious crimes and in addition to this introduce urban crime policy like other western countries did and adopted benchmarks that these countries and implemented it to control urban crimes.

Amend the existing criminal justice policy in the way that it incorporate the issues of all serious crimes or as if other countries did enact other or separate crime justice policy that can handle spastically serious crimes in urban areas.

Amend the existing urban development policy and orchestrate it with the criminal justice policy. Since urban development is not an easy task and bounded with diverse problems including crimes and urban development policy should have a place for crime in general and serious crimes in particular.

Use media as widely as possible to teach, to create awareness, to investigate and exposed serious crimes committed in the study area. Along to these it was observed that no study was yet conducted with regard to crimes in general and serious crimes in particular so concerned bodies should make extensive study on it and findings thereof should be published and distributed in any formants.

With regard to crimes curriculum should be designed from grass root level classes to the university level or integrate the concept and consequences of crimes in every class of civic and ethical education text books.

Identifying the place where serious crimes are frequently and rampantly occurred and the time when is and the place is where regularly. Trained criminals to be productive and providing education, technical and vocational opportunities for youth so also job opportunities.

Bibliography

- Adrian Raine (2013). *The Anatomy of Violence: The Biological Roots of Crime*. Pantheon, New York
- Akers, Ronald L. (2010) *Learning and Social Structure: A General Theory of Crime and Deviance*. Transaction Publishers, New Brunswick, New Jersey
- Alapata, A. Y(2012). The Pattern and Distribution of Crime Incidence in an Urban Environment: a Case Study of Osun State, Southwestern Nigeria. *International Journal of Humanities and Social Science Vol. 2 No. 5*
- Alexander, Yonah(2010). *Combating Terrorism: Strategies of Ten Countries*. Michigan: Michigan University Press
- Al-Riahi., N., (2011), *Prostitution in the Arab World: A Legal Study of Arab Legislation*. Working Paper prepared for the Middle East and North Africa Regional Consultation of the Global Commission on HIV and the Law
- Amundsen, I. (2009). *Political Corruption: An Introduction to the Issues*. Working Paper, Chr. Michelson Institute, Development Studies and Human Rights
- Angus, Chris (2016) Serious Crime Prevention Orders. NSW Parliamentary Research Service. Retrieved from <https://www.parliament.nsw.gov.au/bills/Pages/bill-details.aspx?pk=3284>
- Anthony J. Onwuegbuzie and Kathleen M.T. Collins (2010), *A Typology of Mixed Methods Sampling Design In Social Science Research*. The Qualitative Report vol.12 Number 2
- Bandyopadhyay, Subhayu , Pinto, Santiago M. and Wheeler, C. H. (2010) *Urban Crime and Labor Mobility St. Louis: FEDERAL RESERVE BANK OF ST. LOUIS*
- Bharadwaj, Ashish(2014) Is Poverty the Mother of Crime? Empirical Evidence of the Impact of Socioeconomic Factors on Crime in India. *Atlantic Review of Economics – 1st Volume*
- Bianchi, Milo and Buonanno, Paolo (2010) Do Immigrants Cause Crime? *Journal of the European Economic Association, pp. 1-4*
- Blessing L.T.M., Chakrabart A. i & K.M. (2008) An Overview of Descriptive Studies in Relation to a General Design Research Methodology. London Springer-Verlag
- Bloor, M. & Wood, F, (2016). *Key Words in Qualitative Methods: A Vocabulary of Research Concepts*. Berlin: Sage publications ltd.
- Brantingham, Patricia (2011). Crime and Place: Rapidly Evolving Research Methods in the 21st

- Brown, Vanda Felbab (2011) *Bringing the State to the Slum: Confronting Organized Crime and Urban Violence in Latin America Lessons for Law Enforcement and Policymakers* retrieved from <https://www.brookings.edu/research/bringing-the-state-to-the-slum-confronting-organized-crime-and-urban-violence-in-latin-america/>
- Brown, Vanda Felbab and Calderon, Calderón's (2011) *Lessons from Mexico's Battle against Organized Crime and Drug Trafficking in Tijuana, Ciudad Juárez, and Michoacán*, Latin America Initiative Paper Series. Retrieved from http://www.brookings.edu/papers/2011/09_calderon_felbab_brown.aspx as of October 28, 2017
- Cáceres-Delpiano, Julio and Eugenio Giolito(2008) *The Impact of Unilateral Divorce on Crime Discussion Paper Series. IZA DP No. 3380, pp.2-6*
- Center for Addiction and Mental Health (2013) *Mental Health and Criminal Justice Policy Framework*. Toronto: University of Toronto
- Chalom. Maurice et al (2001) *Urban Safety and Good Governance: The Role of the Police*. Nairobi: International Centre for the Prevention of Crime
- Chalom, Maurice(2010) *Urban Safety and Good Governance : The Role of the Police*. Habitat: Nairobi
- Chainey, S. &Tompson, L. (2008). *Crime mapping Case Studies: Practice and Research*. New York: John Wiley and Son
- Cole, Julio H. and Gramajo, Andrés Marroquín,(2009) Homicide Rates in a Cross-Section of Countries: Evidence and Interpretations. *Population and Development Review*, (35), pp. 24-32
- Creswell, J.W, (2007).*Qualitative Inquiry and Research Design among the Five Approaches*. New Delhi: Sage Publication
- Colinas English Dictionary (2015).*Colinas English Dictionary Complete and Unabridged*. Glasgow: William and Sons & Co. Ltd.
- Crowl, Justin N. (2014) Criminal Justice Policy and Violent Crime in Socially Disorganized Neighborhoods: The Implications for Pittsburgh, Pennsylvania. *Journal of Law and Criminal Justice*, Vol. 2, No. 2, pp. 01-12
- Danbazau, A.B. (2007). *Criminology Justice*. 2nd ed. Ibadan: Spectrum Books Limited
- Daniele Marani. (2011). *Organized Crime, the Quality of Local Institutions and FDI in Italy: A Panel Data Analysis*
- Daniel Dana(2014) *Report on Prostitution laws in European Union*. Retrieved from

<http://lastradainternational.org/lisidocs/3048-EU-prostitution-laws.pdf> accessed in as of 12 January 2017

- DeLisi, Matt and Piquero, Alex R.(2016) *Unified Theory of Crime PalSerious 's Frontiers in Criminology Theory*. New York: PalSerious Macmillan
- Démuthová, Slávka, and Bucik Valentin (2012). Interdisciplinary Approach to Biological Theories of Crime. *Journal of Interdisciplinary Research*
- Ellis, Lee (2010). A Theory Explaining Biological Correlates of Criminality. *European Society of Criminology. Volume 2 (3)pp. 294-299*
- Europol (2015).Internet Facilitated Organized Crime (IOCTA). The Hague: European Police Office
- Fajnzylber, Pablo et al (2009) Inequality and Violent Crime. *Journal of Law and Economics, vol. XLV, pp.1-15*
- Federal Negarit Gazeta Proclamation No.414/2004 the *Criminal Code of the Federal Democratic Republic of Ethiopia*
- Federal Democratic Republic of Ethiopia Criminal Justice Policy (2011) Addis Ababa Federal Negarit Gazetan of the Constitution of the Federal Democratic Republic of Ethiopia 1st Year No. Addis Ababa 21st August 1995
- Federal Negarit Gazetteof the Federal Democratic Republic of Ethiopia Proclamation No. 804/2013 *National Intelligence and Security Service Reestablishment Proclamation* 19th Year No. 23rd ADDIS ABABA, 23rd July, 2013
- Federal Negarit Gazette of the Federal Democratic Republic of Ethiopia Proclamation No. 943/2016 *Attorney General Establishment Proclamation* 22nd Year No. 6 2 ADDIS ABABA, 2nd May, 2016
- Federal Negarit Gazetteof the Federal Democratic Republic of Ethiopia Proclamation No. 916./2015 *A Proclamation to Provide for the Definition of Powers and Duties of the Executive Organs of the Federal Democratic Republic of Ethiopia*. 22nd Year No. 12 ADDIS ABABA, 9th December, 2017
- Felbab-Brown, Vanda (2011) *Bringing the State to the Slum: Confronting Organized Crime and Urban Violence in Latin America Lessons for Law Enforcement and Policymakers*. Washington, D.C: The Brookings Institution
- Feldman, M.P. (2000). *The Psychological of Crime*. Cambridge: University Press.
- Flick U w e(2009) *An Introduction to Qualitative Research*. London: SAGE Publications Ltd Jonker
- Jan and Pennink, Bartjan, (2010); *The Essence of Research Methodology A Concise Guide for Master and PhD Students in Management Science*. New York: Springe

- Fort, D. F. (2010). Islamic Law and the Crime of Theft. *Cleveland State Law Review* 47, pp. 51-60
- Ferragut Sergio (2012) *Organized Crime, Illicit Drugs and Money Laundering: the United States and Mexico*. London: Chatham House
- Garrison, A. H. (2009) The Influence of Research on Criminal Justice Policy Making *Professional Issues in Criminal Justice* Vol 4(1),
- Garner B. A (2004) *Black's Law Dictionary*, 8thed.
- Gunardi H, S. (2010) *Corruption and Governance around the World an Empirical Investigation*. Enscheda: PPI Publishers
- Gundy, A. V. (2014) *Feminist Theory, Crime, and Social Justice*. Amsterdam: Elsevier Inc
- Harriott,Anthony(2012). *Crime Trends in the Caribbean and Responses*. UNODC: Mew York
- Holland, Caroline *et al* (2007) *Social Interactions in Urban Public Places*. Bristol: The Policy Press
- Hopkins Burke, R. (2001), *An Introduction to Criminological Theory*. Devon: Willan
- Hove, Mediel *et al* (2013). The Urban Crisis in Sub-Saharan Africa: A Threat to Human Security and Sustainable Development. *Stability*, 2(1): 7. PP.6-7
- Criminal Court (2011) *Elements of Crimes*. Ipskamp: International Criminal Court
- Jago R. and Fionda J. (2005) *Comparative Criminal Justice Policy Section C: Aspects of Comparative Criminal Policy*. London: the University of London Press
- Janet Currie ErdalTekin (2006)*Does Child Abuse Cause Crime?* Retrieved from <http://www.nber.org/papers/w12171>
- Johan van Wilsem (2009) *Urban Streets as Micro Contexts to Commit Violence*. In Weisburd, David Wim, Bernasco and Gerben J.N. Bruinsma(eds.) *Putting Crime in its Place Units of Analysis in Geographic Criminology*. New York: Springer Science+Business Media, LLC
- Justice Policy Institute (2011) *Expanding Criminal Justice Options by Considering Policies of Other Nation*. Accessed 10 March 2018, retrieved from <http://www.justicepolicy.org/research/2322>

- Khanam, Mahruba(2017,6 August) *Sexual Violence: A Serious Public Health Problem*. Retrieved from <http://www.observerbd.com/details.php?id=88122>.
- Kneebone, Elizabeth and Raphael, Steven (2011) *City and Suburban Crime Trends in Metropolitan America*. Brookings: Metropolitan Opportunity Series
- Langton, Lynn and Truman, Jennifer (2014) Socio-Emotional Impact of Violent Crime *Bureau of Justice Statistics, NCJ 247076*
- Lavorgna, Anita and Sergi, Anna(2016) Serious, therefore Organized? A Critique of the Emerging “Cyber-Organized Crime” Rhetoric in the United Kingdom.*International Journal of Cyber Criminology (IJCC. Vol. 10 (2): 170–181*
- Malby, Steven (2010) Drug Crime. In Harrendorf S. (rds.)*International Statistics on Crime and Justice*. Helsinki: UNODC
- Livingston, Steven (2013) *Africa’s Information Revolution: Implications for Crime, Policing, and Citizen Security*. Washington: the African Center for strategies Studies
- Loeb, Susanna *et al* (2017) *Descriptive Analysis in Education: A Guide for Researchers*. Washington: U.S. Department of Education
- Lutz, James M. and Lutz, Brenda J. (2010) *Global Terrorism*. New York: Routledge
- Mathieson A., Branam E. and Noble Anya (2015) Prostitution Policy: Legalization, Decriminalization and Nordic Model. *Seattle Journal of Social Justice* Vol 14 Issues 2, pp. 378-390
- MacDonald, Stuart &Headlam, Nicola,(2014).*Research Methods Handbook Introductory Guide to Research Methods for Social Research*. Manchester: Centre for Local Economic Strategies
- Maguire, Mike ed. (2013a) *Understanding Criminology Current Theoretical Debates*. Buckingham: Open University Press
- Maguire, Mike ed. (2014b) *Understanding Psychology and Crime Perspectives on Theory and Action*. Berkshire: James McGuire
- May, Channing (2017) *Transnational Crime and the Developing World*. Global Financial Integrity
- Malmquist, Carl P. (2010). *Homicide a Psychiatric Perspective*. London: American Psychiatric Publishing, Inc
- Mears, D. P. (2010) *American Criminal Justice Policy An Evaluation Approach to Increasing Accountability and Effectiveness*. Cambridge: Cambridge University Press
- Meti Kebede(2016) *An Assessment of Socio-Economic Factors on Crime: A Case Study of Kaliti Correctional Administration, Ethiopia*. A Thesis Submitted to the Centre for African and Oriental Studies, Addis Ababa University
- Menon, Madhava (2007) *Report of the Committee on Draft National Policy on Criminal Justice*. New Delhi: Ministry of Home Affairs Government of India
- Moore, Megan (2011). Psychological Theories of Crime and Delinquency. *Journal of Human*

Behavior in the Social Environment, 21

- Moser, Caroline (2004) *Urban Violence and Insecurity: an Introductory Roadmap. Environment and Urbanization Brief – 10*
- Muzzini, Elisa (2008) *Urban Poverty in Ethiopia: A Multi-Faceted and Spatial Perspective*. Washington, DC: World Bank
- Myint, U (2010) *Corruption: Causes, Consequences and Cures, Asia-Pacific Development Journal* Vol. 7, No. 2, pp. 33-44
- Nega Jibat & Berhanu Nigussie(2016) *Crime Situations and Reaction of Criminal Justice System in Oromia, Ethiopia. Global Journal of Human-Social Science: C Sociology & Culture. Vol. 14 Issue 1 Version 1.0*
- National Crime Council (2011).*Fear of Crime in Ireland and its Impact on Quality of Life*. Dublin: The Stationery Office
- Neuenfeldt, Elaine (2013) *Gender Justice Policy*. Genève: The Lutheran World Federation
- O’Flahertyy, Brendan and Sethiz, Rajiv (2014) *Urban Crime*. In Duranton, Gilles *et al* (eds.) the *Handbook of Urban and Regional Economics*. New York: Columbia University Press
- Ojo, M.O.D. (2012) *A Sociological Review of Issues on Juvenile Delinquency. The Journal of International Social Research Volume: 5 Issue:21pp 465- 470*
- Ojog, Dumitru(2014).*The Effect of Crime on Economic Growth*. BA Thesis at Erasmus University Rotterdam
- Okada, Dan (2015) *Criminological Theory and Crime Explanation*. New Delhi: SAGA Publications
- OSAC (2017) *Ethiopia 2017 Crime & Safety Report*. Rretrieved from <https://www.osac.gov/pages/ContentReportDetails.aspx?cid=21516>
- Peters, Rudolph (2005) *Crime and Punishment in Islamic Law Theory and Practice from the Sixteenth to the Twenty-first Century*. Cambridge: Cambridge University Press
- Philipp, Julia (2009) *The Criminalization of Trading in Influence in International Anti-Corruption* . Master’s Thesis, University of the Western Cape
- Pokel, Cindy A. (2000). *A Critical Analysis of Research Related to the Criminal Mind of Serial Killers*. Unpublished Master Thesis, University of Wisconsin-Stout, Wisconsin-Stout
- Pollock, J.M. (2012,). *Ethical Dilemmas and Decisions in Criminal Justice Ethics in Crime and Justice* New York: Wadsworth Publishing.

- Randi Hjalmarsson and Lance Lochner (2012) *The Impact of Education On Crime: International Evidence*. Retrieved from http://www.academia.edu/24239213/The_Impact_of_Education_On_Crime_International_Evidence
- RESOLUTION OF THE RIIGIKOGU (2010) (757 OE I) *Approval of “Guidelines for Development of Criminal Policy until 2018”* accessed on May 19, 2017 retrieved from http://www.just.ee/sites/www.just.ee/files/guidelines_for_development_of_criminal_policy_until_2018.pdf
- Robert, Philippe (2009) *Evaluation of Safety and Crime Prevention Policies in Europe*. Guyancourt: Boulevard Vauban
- Rowan, M. Mary (2014). *Terrorism and the Question of Islam. Master's Theses, Dissertations and Graduate Research Overview*
- Sargin, Sevil and Temurçin, Kadir (2010) *Crimes and Crime Dispersion in Urban Areas in Turkey. Bulletin of Geography Socio–Economic Series No. 13*
- Schlesinger, Louis B. (2005) *Sexual Murder Catathymic and Compulsive Homicides*. London: CRC Press
- Schamallger, Frank (2011) *Criminal Justice Today: An Introduction Text to the 21st Century*. New York: Pearson Education .
- Seepersad, Randy (2016) *Crime and Violence in Trinidad and Tobago IDB Series on Crime and Violence in the Caribbean*. Inter-American Development Bank
- Sullivan, J. and Shkolnikov, Sullivan (2011). The Costs of Corruption Sullivan in Abboud, A. M. ed. (2006) *Transforming the Culture of Corruption. Issues of Democracy: Volume 11, Number 12, 17-18 .*
- Tamayo, A. M., Chavez, Carmelita, and Nabe Nestor (2013). *Crime and Inflation Rates in the Philippines: A Co-integration Analysis. International Journal of Economics, Finance and Management VOL. 2, NO. 5, p.382*
- Taylor, Bogdan, and DeVault (2016) *Introduction to Qualitative Research Methods*. New Jersey: John Wiley & Sons, Inc
- The Republic of Rwanda Justice for Children Policy (2014). Kigali Cassin, S. & O’Mahony, P. (2006) *‘Criminal Justice Drug Policy in Ireland’*. Policy Paper 1. Drug Policy Action Group. Dublin
- The Law Library of Congress (2016) *Decriminalization of Narcotics*. Retrieved from <https://www.loc.gov/law/help/decriminalization-of-narcotics/decriminalization-of-narcotics.pdf> as of 21 of February 2018

- The New Encyclopedia Britannic(2001), *Crime*, vol. 5,17th ed. USA
- The New International Webster's (2003) *Comprehensive Dictionary*. New York: Trident Press International
- Thompson, Rebecca (2014) *Understanding Theft from the Person and Robbery of Personal Property Victimization Trends in England and Wales, 1994-2010/11*. Thesis submitted to Nottingham Trent University for the Degree of Doctor of Philosophy
- Paternoster Raymond and Bachman Ronet(2010) *Explain Criminals And Crime Essay In The Contemporary Criminology Theory*. Oxford: Oxford University Press
- Prinsloo, Johan (2009) *Reporting of Crime, the Police, and Victim Support*. In Naudé C.M.B, Prinsloo J.H., Ladikos A(eds.) *Experiences of Crime in Thirteen African Countries: Results from the International Crime Victim Survey*. Turin: UNICRI-UNODC
- KJV (2000). *The Holy Bible Containing Old and New Testaments*. London: Cambridge University Press
- Kreuger, L. &Neuman, W. (2006).*Social Work Research Methods: Qualitative and Quantitative Applications*. Boston
- Ludwig, Jens Greg J. Duncan and Paul Hirschfield (2001) *Urban Poverty and Juvenile Crime: Evidence from A Randomized Housing-Mobility Experiment. The Quarterly Journal of Economics*-pp.665-667
- Purcell, C. E., and Bruce A. A. (2006). *The Psychology of Lust Murder Paraphilia, Sexual Killing and Serial Homicide*. Amsterdam: Elsevier Inc
- Ritche, J., Lewis, J., & Elam, G. (2003), *Designing and Selecting Samples*: In J. Ritchie and J. Lewis (eds.), *Qualitative Research Practice. A Guide for Social Science Students and Researchers*, (p.84-85).London: Sage publications
- Save the Children (n.d)6 *Methods of DataCollection and Analysis*. New York: The Open University
- Sargin, Sevil and Temurçin, Kadir (2010). *Crimes and Crime Dispersion in Urban Areas in Turkey. Bulletin of Geography Socio-economic Series* No. 13
- Schneider, Stephen (2015) *Crime Prevention Theory and Practice*. New York: Taylor & Francis Group
- Shinn, D. H.(2010)Ethiopia: *Governance and Terrorism*. In Rotberg, R I.(ed.)*Battling Terrorism in the Horn of Africa*. Washington, D.C: Brookings Institution Press
- Stucky, Thomas D. (2006) *Urban Politics, Crime Rates, and Police Strength*. New York: LFB

Scholarly Publishing LLC

The Federal Democratic Republic of Ethiopia Criminal Justice Policy (2011) Addis Ababa: Ministry of Justice

UNODC (2010), *Crime, Violence Development: Trends, Costs and Policy Options in the Caribbean*. World Bank, Washington, DC.

UN HABITAT (2010). *Global Report State of the World's Cities 2010/2011*. Nairobi : UN HABITAT

UN HABITAT (2010)*Enhancing Urban Safety and Security: Crime and Violence*. Nairobi: UN

UNODC (2011) *Monitoring the Impact of Economic on Crime*. Vienna: United Nation

UNODC (2013), *Global Study on Homicide Trends, Contexts, and Data*: Vienna: UNODC

United States Institute of Peace (2010) Governance, Corruption, and Conflict. Study Guide Series on Peace and Conflict accessed on January 21, 2018, available at https://www.usip.org/sites/default/files/2011-2012_study-guide_final_full.pdf

UN General Assembly. (2001). *Convention against Transnational Organized Crime*. New York: United Nations Publications

UNHSP (2007). *Enhancing Urban Safety and Security: Global Report on Human Settlements*. London: UN HABITAT

UNODC (2005a) *Crime and Development in Africa*. New York: United Nation

UNODC (2010b) *Guidance on the Preparation and Use of Serious and Organized Crime Threat Assessments the SOCTA Handbook*. New York: United Nations

Wan, Wai-Yin et al (2012). The Effect of Arrest and Imprisonment on Crime. *Contemporary Issues in Crime and Justice*, No. 158 pp. 2-12

Washington State Institute for Public Policy (2006) Evidence-Based Public Policy Options To Reduce Future Prison Construction, Criminal Justice Costs, And Crime Rates. Olympia: *Washington State Institute for Public Policy*

Weatherburn, Don (2011) What Causes Crime? *Crime and Justice Bulletin* Contemporary Issues in Crime and Justice. No75

Wiksträ, Per-Olof H. and Sampson, Robert J.(eds.) (2006) *The Explanation of Crime Context, Mechanisms, and Develop*. Cambridge: Cambridge University Press

Walliman, Nicholas, (2011). *Research Methods the Basics*. New York: Routledge

- World Bank (2011) *Violence in the City Understanding and Supporting Community Responses to Urban Violence*. Washington: The World Bank
- Zatkoska, Cvetanka *et al* (2016) *Serious and Organized Crime Threat Assessment*. Skopje: Republic Of Macedonia Ministry of Interior
- Zimring, Franklin E. (2012) *The City That Became Safe New York's Lessons for Urban Crime and Its Control*. Oxford: Oxford University Press
- UNO Action Aid International, (2013) *Women and the City II: Combating Violence against Women and Girls in Urban Public Spaces – The Role of Public Services*. Retrieved from <https://reliefweb.int/report/world/women-and-city-ii-combating-violence-against-women-and-girls-urban-public-spaces-role>
- Wasserman, Eidell and Elli, Carroll(2010). *Impact of Crime on Victims*. National Victim Assistance Academy
- Walklate, Sandra (2003). *Understanding Criminology Current Theoretical Debates*. Buckingham: University Press
- Wikström, Per-Olof H. and Robert J. Sampson(2006).*The Explanation of Crime Context, Mechanisms, and Development*. Cambridge: Cambridge University Press
- World Bank (2010), *Crime, Violence and Economic Development in Brazil: for Effective Public Policy*, report no. 36525, World Bank. Washington, DC
- Zembroski, David (2011) Sociological Theories of Crime and Delinquency. *Journal of Human Behavior in the Social Environment*, 21, pp. 244-248

Appendixes

Addis Ababa University
College of Business and Economics
PADM Program Questionnaire

This questionnaire is primarily designed to carry out a thesis for the partial fulfillment of the requirements for Degree of Masters of Arts in Public Management and Policy specialization in Development Management entitled *“The Trajectory, Prevalence and Consequences of Serious Crimes in Addis Ababa: A Descriptive Study.”*

The very essence of the study is to assess and evaluate how far Serious crimes is prevalent and to what extent its consequences is impacted in Addis. Dear respondents! To this effect, with your due participation, the bounty of this research will go ahead to genuine recommendations for the future action and implementations. I want assert you one thing that this study has no any mission than to the best interest and benefit for various actors in general and the study area in particular. Thus, dear respondents, the study needs your genuine participation to respond for the questionnaire and transparency, as the results obtained from the questionnaire is central for the success of the study as well as very pertinent to better understand the topic under consideration.

I would like you thanks in advance!

General Remarks

- A. Please try to answer every question in accordance to the instruction provided.
- B. For multiple choice questions, please answer by putting ‘√’ sign in the box provided.
- C. For questions that require your opinion, please give short, precise and honest answer.

Personal Information

1. Sex	Male	Female

2. Marital Status	Married	Single	Divorce	Widow/widower

3. Age	20-25	26-29	30-40	41-50	51-60	Above 60

4. Academic background	Grade 10 and Above	Diploma	Bachelor's Degree	Master's Degree	PhD	Others

5. Field of study	
6. Present organization affiliation	
7. Position held in the organization	
8. Years of work in the organization	
9. Year of work overall in all organizations	

Part II: A Survey Questions

Note: circle in the box in front of the alternative answers under each question (

- As far as serious crime is concerned, how safe do you feel in your environment, in Addis Ababa? Do you feel safe _____

(A) Strongly agree (B) Agree (C) Neutral (D) Disagree (E) Strongly disagree
- As far as serious crime is concerned, how safe do you feel outside your environment, in Addis Ababa? Do you feel safe? _____

(A) Strongly agree (B) Agree (C) Neutral (D) Disagree (E) Strongly disagree
- How frequently would you say serious crimes, in any form, occur around your environment?
(A) More than one (B) No answer (C) At least one (D) None (E) Don't Know
- How confident or comfortable do you feel reporting serious crimes that happens on your surroundings to the concerned bodies?

- (A) Very Uncomfortable
- (B) A Little Uncomfortable
- (C) Moderately Comfortable
- (D) Mostly Comfortable
- (E) Extremely Comfortable

6. Suppose you are opting either alternative for question no. 5 what is (are) your reason(s) to say so?

7. From your experience or understanding what are root causes of crime in Addis Ababa? please put in rank order

- _____ Socio economic born problems
- _____ Psychosocial born problems
- _____ It's part of criminals' habit or culture
- _____ Availability of conducive situations and occasions for criminals
- _____ The complication of political/social/economic scenario prevalence in the study area
- _____ The impact of globalization

If any, please state _____

8. What are the specific causes you are experienced while you are on your duty?

9. How do you weigh up the existing crime prevalence in Addis Ababa?

- (A) Highly Serious (highly aggravated)
- (B) Serious
- (C) average
- (D) Not Serious(low)
- (E) Do not know

10. How crime prevalence has evolving in Addis Ababa for the last six years?

- (A) Increasing at alarming rate
- (B) Rising as a usual
- (C) Growing slightly
- (D) Neither decreasing nor increasing
- (E) Decreasing

11. If your response is “A” for question No. 7 what do you think as (a) reason(s) for crime involvement is increasing? Your answer(s) can be listed under the choice in question No. six or otherwise

12. Suppose your replying for question No. 9 and 10 choice is “A” and “B” respectively, then who will be suffering from the outcome(s) thereof?

- A) The wellbeing of dwellers in the city
- B) The victim themselves and their families
- C) The wrongdoers and their families
- D) The social structures
- E) Private and public enterprises
- F) Business and transaction actives
- G) Others _____

13. For question “12”, if you choose one or more alternatives how they are as caused for suffering and what are the manifestations?

14. Do you agree that the concerned bodies capable to prevent the serious crimes in the study area?

- (A) Strongly agree (B) Agree (C) Neutral (D) Disagree (E) Strongly disagree

15. For questions no. “14” suppose you are choose either alternatives what is(are) your reasons

16. Amongst the listed serious crimes, which one are the most havoeking or headache crimes in the study area?

- A. Murder
- B. Rape
- C. Aggravated theft
- D. Aggravated robbery (armed robbery)
- E. Freud
- F. Drug using and trafficking
- G. Others, please specify _____

17. From the question number 16 which one are the most serious crimes? please put in rank/order

- 1st _____
- 2nd _____
- 3rd _____

18. Which grope of society is **highly** venerable or affected by serious crimes in the study area?

- A. Female Juvenile
- B. Male juvenile
- C. Women
- D. Men
- E. Children
- F. Elderly
- G. Infants, if any

19. Which grope of society is **highly** or **regularly** involved in serious crime in the study area?

- A. Male Juveniles
- B. Female juveniles
- C. Organized groups
- D. Female
- H. Male
- I. Children
- J. Elderly

K. If any, please point out _____

20. From your experience, are criminals easily identified?

A. Yes B. No C. As the case may be

21. Suppose your response is “No” then what is the rationale behind it?

22. Which government organs are responsible in *handling or controlling* Serious crimes?

(A) Law enforcement organs like courts, police commissions, Attorney General, prison or correction administrations etc

(B) Policy makers

(C) Urban planners

(D) Administrative organs like Addis Ababa City Administration with its different tiers of administrations

(E) The three branches of governments all together

(F) Government owned medias

(G) Others, please specify _____

23. Tell us your exposure or experience, other than directly responsible government organs in fighting crimes?

A. civil societies

B. community policing

C. media

D. community participation

E. public forum

F. others, if any

24. How do you evaluate the existing legal frameworks in combating or preventing serious crimes?

A. Very strong position (B) strong position (C) medium (D) low (E) no idea at all

25. How do you evaluate the existing institutional set ups in combating or preventing serious crimes?

(A) Very strong position (B) strong position (C) medium (D) low (E) no idea at all

26. Have you ever noticed or believed that the legal frameworks/ institutional setups facing high defiant in countering against serious crimes in the study areas?
- A) Yes (B) No (C) Don't know
27. Your response for question No 24 and 25 is "yes", and then what are the main constraints to prevent or curb serious crimes?
- A) Ineffective administration
 B) Lack of capacity
 C) Hectic bureaucracy
 D) Obsolete rules, laws and regulations,
 E) Lack of coordination, communication, coordination and commitment among stakeholders
 F) Less attention is given by the government (in terms of budget, human resource and availability of technology etc.)
 G) The nature and dynamic nature of crimes make complicate issues at hand
 H) Other than these, if any, _____
28. Are concerned bodies doing their tasks as it should be to encounter serious crimes in Addis Ababa?
- (A) Yes (B)No (C) Don't Know
29. In relation to question no "26" are you satisfied by concerned bodies' response towards serious crimes?
- (A) Very satisfied
 (B) Somewhat satisfied
 (C) Neither
 (D) Somewhat dissatisfied
 (E) Very dissatisfied
 (F) Don't know
 (G) Refused
30. What roles are expected from concerned bodies as a response towards Serious crimes in Addis Ababa?
- (A) Focus on pre crime preventive work
 (B) Focus on awareness creation
 (C) Focus on prosecution and punishment
 (D) Focus on rehabilitation and integration of criminals
 (E) Identify causes and take up strategies
 (F) If any other, please specifies _____

31. Do you believe that the prevailing criminal justice policy is adequately addressed the issue of serious crimes sufficiently and exhaustively?

- A. Yes (B) No

32. What gaps you are realizing in the criminal justice policy of the country with regard to serious crimes? and what you suggest in this regard?

33. Is the government taking continuous and persistent measurements to prevent or encounter serious crimes?

- (A) Yes (B) No (C) Don't Know

34. If your response is "yes" for question no. 34 is the measurement is fairly enough?

- (B) Yes (B) No (C) Don't Know

35. If your response is "yes" for question no. 34 what kinds of measurements have been taking so far?

36. Do you know if your locality or institution has a state designated Crime Prevention mechanisms?

- (A) Yes (B) No (C) Don't know (D) No response

37. Do you know if your locality or institution has a state designated Crime Prevention strategies?

- A. Yes (B) No (C) Don't know (D) No response

38. Do you know if your locality or institution has a state designated Crime Prevention community participation platforms?

- A. Yes (B) No (C) Don't know (D) No response

39. If say so, for questions no.36, 37 and 38 , then, what are they?

40. What do you suggest as solutions to prevent or encounter serious crimes in the study areas?

Key informant Interview Questions for legal professionals (Judges, Prosecutor, police....)

1. What you are experienced about serious crimes? How is grounded in the study area?
2. Give me an example of a time when and a place where criminals got really motivated to committee serious crimes and why? Please explain

3. What challenges your organization encounter and what an opportunist also creates in addressing the issue at hand?
4. What is your view about the diversify problems that Addis Ababa encounter in relation to serious crime. What do you propose as curbing strategies?
5. In relation to crime in the place you are living or in your surrounding?
6. Are you trusted or believed that the crime prevention strategies, policy and other related government organs are competent enough to prevent and encounter Serious crimes in Addis Ababa
7. What should be done to encounter crime to safeguard the wellbeing of the residence of Addis Ababa

Appendix II

Information about Respondents

Code	Age	Level of Education	Year of work experience	Status	Remake
FAGP ₁		Degree	6	Prosecutor	
AAPCD ₂		Diploma	9	Defective	
FAGP ₃		Degree	3	Prosecutor	
PB ₄		Degree	6	Blogger	
AAPCD ₅		Degree	8	Defective	
AAPCD ₆		Diploma	9	Defective	
AAPCD ₇		Diploma	8	Defective	
AAPCD ₈		Diploma	9	Defective	
(FHCI ₉)		Masters	12	Judge	